

Medallion™

SHOWROOM GUIDE

PLATINUM, GOLD, AND SILVERLINE COLLECTIONS

INSET CONSTRUCTION



(PLATINUM) Osborn in Pistachio on maple

○ PLATINUM

FACE FRAME OPTIONS

- Beaded face frame includes a rounded groove within the face frame, closest to the doors/drawer fronts.
- Non-beaded face frame maintains original specifications.

HINGE OPTIONS


- Concealed hinge with integrated Quiet Close (not visible from the cabinet exterior).
- Barrel hinges include a finial detail; are visible from the exterior and are offered in four finishes.




Beaded




Non-beaded




Flat Black



Antique Brass



Nickel



Oil Rubbed Bronze

FULL AND HALF OVERLAY



(GOLD) Apollo in Sea Salt

○ GOLD ○ SILVERLINE

FULL OVERLAY VS. HALF OVERLAY

Gold and Silverline door styles are either full or half overlay.

- Full overlay door styles cover almost the entire face frame when closed and requires hardware.
- Half overlay door styles cover part of the face frame when closed and can function without hardware.



Full Overlay



Half Overlay

PLATINUM DOOR STYLES

Wood Species ▶ Price Group

A..... Knotty Alder

C..... Cherry

M..... Maple

P..... Paint Grade

Q..... Quartersawn Oak

AMESBURY
maple Irish Crème

A ▶ 9
C ▶ 9
M ▶ 8
Q ▶ 9



BAHAMAS
knotty alder Peppercorn Appaloosa

A ▶ 5
C ▶ 5
M ▶ 4



BAYSIDE
maple Bay Leaf

A ▶ 2
C ▶ 2
M ▶ 1
P ▶ 1
Q ▶ 1



CALISTOGA
knotty alder Amaretto Ebony Glaze
and Highlight Legacy Distressing

A ▶ 6
C ▶ 6
M ▶ 5



CAMELOT
maple Gale

A ▶ 8
C ▶ 8
M ▶ 7



CHELSEA
cherry Eagle Rock

A ▶ 4
C ▶ 4
M ▶ 3
P ▶ 1



CRAFTSMAN
cherry Cappuccino Burnt Sienna
Glaze and Highlight

A ▶ 3
C ▶ 3
M ▶ 2
Q ▶ 2



DANA POINTE
cherry Peppercorn Ebony Glaze
and Highlight

A ▶ 7
C ▶ 7
M ▶ 6



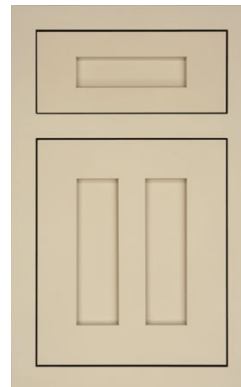
DEVONSHIRE
cherry Espresso

A ▶ 8
C ▶ 8
M ▶ 7



HUDSON FALLS
maple Chai Latte

A ▶ 5
C ▶ 5
M ▶ 4
Q ▶ 4



JARRETT
quartersawn oak French Roast

A ▶ 5
C ▶ 5
M ▶ 4
Q ▶ 4
P ▶ 2




LOXLEY
cherry Silver Appaloosa

C ▶ 6
M ▶ 5



MADISON
maple White Icing

A ▶ 5
C ▶ 5
M ▶ 4
P ▶ 2



MIDDLETON
knotty alder Smoke

A ▶ 6
C ▶ 6
M ▶ 5
Q ▶ 5



MONONA
maple Sea Salt
Graphite Dry Brush

A ▶ 6
C ▶ 6
M ▶ 5
Q ▶ 5



OASIS
knotty alder Peppercorn



A ▶ 6
C ▶ 6
M ▶ 5
Q ▶ 5

OSBORN
maple Pistachio



A ▶ 7
C ▶ 7
M ▶ 6
Q ▶ 6

PROVIDENCE
maple Irish Crème




A ▶ 5
C ▶ 5
M ▶ 4
P ▶ 2
Q ▶ 4

SANTA CRUZ
maple Sea Salt



A ▶ 2
C ▶ 2
M ▶ 1
P ▶ 1
Q ▶ 1

STOCKTON
maple Macchiato



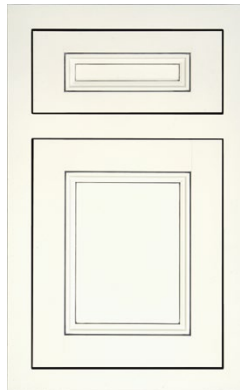
A ▶ 4
C ▶ 4
M ▶ 2
Q ▶ 2

VENICE
maple Frappe



A ▶ 8
C ▶ 8
M ▶ 7

WALDORF
maple White Icing Pewter Highlight



A ▶ 6
C ▶ 6
M ▶ 5

WELLINGTON
maple Earl Grey



A ▶ 8
C ▶ 8
M ▶ 7



(PLATINUM) Loxley in Cappuccino with Burnt Sienna Glaze & Highlight on cherry and Chai Latte on maple; Island Ends in Amesbury

GOLD

DOOR STYLES

ONE STYLE FOUR OPTIONS

Medallion makes it easy to create a style truly inspired by you. You can choose your door style as well as the center panel to create a unique look. Raised, reverse raised, flat, beaded—the pick your panel option is available on a variety of door styles.

All of our style options can be seen on pages 8-9. The corresponding panel options, with species availability and price group information, are shown in the charts below.

The Devonshire door style shown with panel options



FLAT PANEL



REVERSE RAISED PANEL



RAISED PANEL



BEADED PANEL

Pick-A-Panel Door Styles Price Group Chart*

DOOR STYLE	FLAT PANEL								REVERSE RAISED								RAISED								BEADED							
	CHERRY	HICKORY	KNOTTY ALDER	PAINT GRADE	MAPLE	RUSTIC MAPLE	OAK	QS OAK	CHERRY	HICKORY	KNOTTY ALDER	PAINT GRADE	MAPLE	RUSTIC MAPLE	OAK	QS OAK	CHERRY	HICKORY	KNOTTY ALDER	PAINT GRADE	MAPLE	RUSTIC MAPLE	OAK	QS OAK	CHERRY	HICKORY	KNOTTY ALDER	PAINT GRADE	MAPLE	RUSTIC MAPLE	OAK	QS OAK
Briarwood	2	1	3	-	1	1	1	-	5	1	5	-	2	2	1	-	5	1	5	-	2	2	1	-	-	-	-	-	-	-	-	-
Brookhill	3	1	5	1	2	2	1	8	7	3	7	2	4	4	3	11	7	3	7	2	4	4	3	10	-	-	-	-	-	-	-	-
Calistoga	6	4	6	-	5	-	5	-	10	8	10	-	9	-	8	-	10	8	10	-	9	-	8	-	-	-	-	-	-	-	-	-
Camelot	6	-	6	-	5	-	5	-	11	-	11	-	10	-	9	-	11	-	11	-	10	-	9	-	-	-	-	-	-	-	-	-
Craftsman	5	3	5	-	4	4	3	8	7	5	7	-	6	6	5	10	7	5	7	-	6	6	5	10	-	-	-	-	-	-	-	-
Dana Pointe	4	2	4	1	3	3	2	-	6	4	6	3	5	5	4	-	6	4	6	3	5	5	4	-	7	5	7	-	6	6	5	-
Devonshire	8	6	8	-	7	-	6	-	10	8	10	-	9	-	8	-	10	8	10	-	9	-	8	-	11	9	11	-	10	-	9	-
Ellison	5	3	5	-	4	4	4	-	9	7	9	-	8	8	7	-	9	7	9	-	8	8	7	-	-	-	-	-	-	-	-	-
Hudson Falls	6	4	6	-	5	5	4	7	7	5	7	-	6	6	5	8	-	-	-	-	-	-	-	-	-	-	-	-	-	-	-	-
Jarrett	4	2	4	1	3	3	2	7	6	4	6	3	5	5	4	9	-	-	-	-	-	-	-	-	-	-	-	-	-	-	-	-
Loxley	8	6	-	-	7	-	6	-	11	8	-	-	9	-	9	-	11	8	-	-	9	-	9	-	-	-	-	-	-	-	-	-
Madison	4	2	4	1	3	3	2	-	8	6	8	5	7	7	6	-	8	6	8	5	7	7	6	-	-	-	-	-	-	-	-	-
Mendocino	7	5	7	-	6	6	5	-	8	6	8	-	7	7	6	-	-	-	-	-	-	-	-	-	-	-	-	-	-	-	-	-
Mission	6	4	6	3	5	5	4	7	7	5	7	4	6	6	5	8	7	5	7	4	6	6	5	8	-	-	-	-	-	-	-	-
Monona	7	5	7	-	6	6	5	10	9	7	9	-	8	8	7	12	-	-	-	-	-	-	-	-	-	-	-	-	-	-	-	-

*Pricing is subject to change – check 2020 for final pricing

1

PICK YOUR DOOR STYLE

DEVONSHIRE



2

PICK YOUR CENTER PANEL



FLAT PANEL

Feature a recessed center panel made from either veneer or paint grade material set lower than the surrounding stile and rail.



REVERSE RAISED

Defined as a recessed panel door, these styles feature a center panel made from either solid wood or paint grade material; while the surrounding stile and rail maintain the look of a Flat Panel door.



RAISED PANEL

Feature a pronounced solid wood or paint grade central panel design often accompanied by well-defined edges.



BEADED PANEL

Deliver great detail in a distinct solid wood beaded-center panel designs

Dealers: See Section 200 of your Gold Specifications Book for additional details.

Pick-A-Panel Door Styles Price Group Chart*

DOOR STYLE	FLAT PANEL								REVERSE RAISED								RAISED								BEADED							
	CHERRY	HICKORY	KNOTTY ALDER	PAINT GRADE	MAPLE	RUSTIC MAPLE	OAK	QS OAK	CHERRY	HICKORY	KNOTTY ALDER	PAINT GRADE	MAPLE	RUSTIC MAPLE	OAK	QS OAK	CHERRY	HICKORY	KNOTTY ALDER	PAINT GRADE	MAPLE	RUSTIC MAPLE	OAK	QS OAK	CHERRY	HICKORY	KNOTTY ALDER	PAINT GRADE	MAPLE	RUSTIC MAPLE	OAK	QS OAK
Napa Valley	2	1	3	-	1	1	1	-	5	1	5	-	2	2	1	-	5	1	5	-	2	2	1	-	-	-	-	-	-	-	-	-
Park Place	6	4	6	3	5	5	4	7	7	5	7	4	6	6	5	8	7	5	7	4	6	6	5	8	-	-	-	-	-	-	-	-
Potter's Mill	4	2	4	1	3	3	2	9	7	5	7	4	6	6	5	12	7	5	7	4	6	6	5	12	8	6	8	-	7	7	6	-
Providence	6	4	6	3	5	5	4	11	8	6	8	5	7	7	6	12	8	6	8	5	7	7	6	12	-	-	-	-	-	-	-	-
Rushmore	4	2	4	-	3	3	2	-	8	6	8	-	7	7	6	-	8	6	8	-	7	7	6	-	-	-	-	-	-	-	-	-
Sonoma	7	5	7	4	6	6	5	-	8	6	8	5	7	7	6	-	8	6	8	5	7	7	6	-	-	-	-	-	-	-	-	-
Stockton	3	1	3	1	2	2	1	8	6	4	6	3	5	5	4	11	6	4	6	3	5	5	4	11	-	-	-	-	-	-	-	-
Stratford	2	1	3	-	1	1	1	-	5	1	5	-	2	2	1	-	5	1	5	-	2	2	1	-	-	-	-	-	-	-	-	-
Valencia	8	-	-	-	7	-	-	-	9	-	-	-	8	-	-	-	9	-	-	-	8	-	-	-	-	-	-	-	-	-	-	-
Venice	7	-	7	-	6	-	-	-	9	-	9	-	8	-	-	-	9	-	9	-	8	-	-	-	-	-	-	-	-	-	-	-
Wakefield	8	-	8	-	7	-	-	-	11	-	11	-	10	-	-	-	11	-	11	-	10	-	-	-	-	-	-	-	-	-	-	-
Wallace	4	2	4	1	3	-	2	5	7	5	7	4	6	6	5	8	-	-	-	-	-	-	-	-	-	-	-	-	-	-	-	-
Wellington	5	3	5	-	4	4	3	-	9	7	9	-	8	8	7	-	9	7	9	-	8	8	7	-	-	-	-	-	-	-	-	-
Windwood	3	1	5	-	2	2	1	-	7	3	7	-	4	4	3	-	7	3	7	-	4	4	3	-	-	-	-	-	-	-	-	-
York	7	-	-	-	6	-	-	-	9	-	-	-	8	-	-	-	9	-	-	-	8	-	-	-	-	-	-	-	-	-	-	-

*Pricing is subject to change – check 2020 for final pricing

GOLD

PICK-A-PANEL DOOR STYLES

Center panel availability, wood species availability and price group information on pages 6-7.

BRIARWOOD
RAISED PANEL



knotty alder Natural

BROOKHILL
RAISED PANEL



maple Dusk

CALISTOGA
RAISED PANEL



maple Silver Appaloosa

CAMELOT
RAISED PANEL



maple White Icing

CRAFTSMAN
REVERSE RAISED PANEL



maple Eucalyptus

DANA POINTE
RAISED PANEL



knotty alder Amaretto

DEVONSHIRE
RAISED PANEL



cherry Peppercorn

ELLISON
FLAT PANEL



maple Perfect Storm

HUDSON FALLS
REVERSE RAISED



oak Seagrass Dry Brush

JARRETT
FLAT PANEL



rustic maple Dockside

LOXLEY
FLAT PANEL



maple Buff

MADISON
RAISED PANEL



cherry Sandalwood
Burnt Sienna Glaze and Highlight

MENDOCINO
FLAT PANEL




hickory French Roast Sable
Highlight

MISSION
REVERSE RAISED PANEL



maple Natural

MONONA
REVERSE RAISED PANEL



Full Overlay

maple Pistachio

NAPA VALLEY
REVERSE RAISED PANEL



Half Overlay

maple Smoke Ebony Highlight

PARK PLACE
RAISED PANEL



Full Overlay

maple Gale

POTTER'S MILL
FLAT PANEL



Full Overlay

maple Sea Salt

PROVIDENCE
FLAT PANEL



Full Overlay

Frappé Ebony Highlight

RUSHMORE
REVERSE RAISED PANEL



Full Overlay

maple Smoke Ebony Glaze and Highlight

SONOMA
RAISED PANEL



Full Overlay

oak Cottage White Sheer

STOCKTON
REVERSE RAISED PANEL



Full Overlay

maple Earl Grey

STRATFORD
RAISED PANEL



Half Overlay

maple Carriage Black Ebony Glaze with Heirloom Distressing

VALENCIA
RAISED PANEL



Full Overlay

maple Natural Burnt Sienna Glaze and Highlight

VENICE
RAISED PANEL



Full Overlay

maple Bay Leaf

WAKEFIELD
RAISED PANEL



Full Overlay

knotty alder Cappuccino

WALLACE
REVERSE RAISED PANEL



Full Overlay

quartersawn oak Hearth

WELLINGTON
RAISED PANEL



Full Overlay

knotty alder Eagle Rock Sable Glaze and Highlight

WINDWOOD
FLAT PANEL



Full Overlay

cherry Buckskin Appaloosa

YORK
REVERSE RAISED PANEL



Full Overlay

maple Amaretto Ebony Glaze and Highlight

GOLD

SPECIALTY DOOR STYLES

Wood Species ▶ Price Group

A.....Knotty Alder
 C.....Cherry
 H.....Hickory
 M.....Maple
 R.....Rustic Maple
 O.....Oak
 P.....Paint Grade
 Q.....Quartersawn Oak
 SC.....Straight-Grain Cherry
 SM.....Straight-Grain Maple
 SQ.....Straight-Grain Quartersawn Oak



(GOLD) Casey in Shadow on maple

APOLLO
Gray Owl



C ▶ 7
 H ▶ 5
 M ▶ 6
 O ▶ 5

Full Overlay

BAHAMAS
Macchiato



A ▶ 10
 C ▶ 10
 H ▶ 8
 M ▶ 9
 R ▶ 9
 O ▶ 8

Full Overlay

BELLA
straight-grain quartersawn oak
Islander Dry Brush



P ▶ 3
 SC ▶ 7
 SM ▶ 5
 SQ ▶ 8

Full Overlay

CASEY
oak Eagle Rock



C ▶ 7
 H ▶ 5
 M ▶ 6
 O ▶ 5

Full Overlay

FINCH
maple Succulent



C ▶ 8
 H ▶ 6
 M ▶ 7
 O ▶ 6
 Q ▶ 9

Full Overlay

GLENWOOD
cherry Peppered Appaloosa



C ▶ 5
 M ▶ 4
 R ▶ 4
 O ▶ 3

Full Overlay

MIDDLETON
cherry Cappuccino



A ▶ 5
 C ▶ 5
 M ▶ 4

Full Overlay

OSBORN
maple Sea Salt



A ▶ 4
 C ▶ 4
 H ▶ 2
 M ▶ 3
 O ▶ 2
 Q ▶ 7
 R ▶ 3

Full Overlay

VICTORIA
cherry Onyx



C ▶ 9
 M ▶ 8

Full Overlay

YUKON
hickory Natural



H ▶ 7
 R ▶ 8

Full Overlay

SILVERLINE

DOOR STYLES

Wood Species ▶ Price Group

A.....Knotty Alder
C.....Cherry
H.....Hickory
M.....Maple
O.....Oak
P.....Paint Grade

AVALON
oak Smoke



C ▶ 3
H ▶ 2
M ▶ 3
O ▶ 2

Full Overlay

CALDWELL
maple Divinity



C ▶ 5
M ▶ 5
O ▶ 5

Full Overlay

CARAWAY
cherry Peppercorn



C ▶ 3
M ▶ 4

Full Overlay

CARLISLE
maple White Chocolate



C ▶ 5
M ▶ 5

Full Overlay

COLUMBIA
maple Frappe



A ▶ 4
C ▶ 3
M ▶ 4
O ▶ 3

Half Overlay

FLETCHER
cherry Chestnut



C ▶ 5
M ▶ 5

Full Overlay

GREELEY
Irish Crème



P ▶ 1

Full Overlay


JACKSON
maple Eagle Rock



A ▶ 4
C ▶ 1
H ▶ 2
M ▶ 3
O ▶ 1
P ▶ 1

Full Overlay

LANCASTER
maple White Icing



A ▶ 4
C ▶ 2
H ▶ 2
M ▶ 3
O ▶ 1
P ▶ 1

Full Overlay

LIBERTY
maple Onyx



M ▶ 4
O ▶ 3
P ▶ 1

Half Overlay

SCRANTON
knotty alder Chestnut



A ▶ 4
C ▶ 2
H ▶ 3
M ▶ 4
O ▶ 2
P ▶ 1

Half Overlay

WALTON
knotty alder Smoke



A ▶ 4
C ▶ 2
H ▶ 2
M ▶ 4
O ▶ 2
P ▶ 1

Full Overlay

WINSTON
maple Sandalwood



A ▶ 5
C ▶ 4
H ▶ 4
M ▶ 5

Full Overlay

WYATT
maple Castle Rock Sheer



C ▶ 4
M ▶ 5
O ▶ 4

Full Overlay

SILVERLINE

DOOR STYLES

Wood Species ▶ Price Group

A.....Knotty Alder
C.....Cherry
H.....Hickory
M.....Maple
O.....Oak
P.....Paint Grade




FLETCHER SLAB

FLETCHER 5-PIECE

Optional upgrade to five-piece drawer front


Most standard Silverline drawer fronts are slab. Medallion offers the option to upgrade to a five-piece drawer front that matches the door style chosen. Five-piece drawer fronts are another way Medallion can make cabinets unique to you.



COLUMBIA

CALDWELL

CARAWAY



FLETCHER

JACKSON

LIBERTY



LANCASTER

SCRANTON

WALTON



WINSTON

WYATT



(GOLD) Madison Raised Panel in Peppercorn with Ebony Glaze & Highlight on cherry

GLAZE AND HIGHLIGHT OPTIONS

Available in Platinum and Gold

GLAZE AND HIGHLIGHT

- Glazing adds depth and patina to the base color and emphasizes profiles and grain patterns in doors, drawer fronts and moldings.
- This finish technique is achieved by spraying a glaze coat over the sealed base stain then wiping it off by hand.
- Characteristics include defined accent lines, glaze hang-up around natural characteristics in the wood, hand-brushed detailing and defined hang-up on profile edges.
- An oven-cured satin finish topcoat completes the process, providing a durable and beautiful finish.

HIGHLIGHT ONLY

- This finish technique is achieved by hand brushing highlights on the base coat to enhance detailed areas of doors and drawer fronts.
- Characteristics include hang-up on the profile and inside corners and defined brush strokes. The amount of highlight hang-up varies based on door style.
- An oven-cured satin finish topcoat completes the process, providing a durable and beautiful finish.

STAINED FINISHES

OAK

Available in *Gold* and *Silverline*

- Open grain patterns vary from close-knit and vertical to prominent and arched
- Colors range from light tan and pink to medium dark red and brown
- May contain small mineral streaks and some pin knots

QUARTERSAWN OAK

Available in *Platinum* and *Gold*

- Quartered and cut at a 90-degree angle to the growth ring of the tree to create close-knit vertical grain pattern
- Exposes a beautiful aspect of the grain called flake
- Colors range from light tan and pink to medium dark red and brown
- Dense, heavy wood that is very strong and resists shock
- Typical in Mission or Arts and Crafts styling



(GOLD) Hudson Falls Flat Panel quartersawn oak in Natural



(SILVERLINE) Lancaster oak in Natural


OAK CHARACTERISTICS



Pin knots



Mineral streaks




Close-knit, vertical grain



Prominent, arched grain

QUARTERSAWN OAK CHARACTERISTICS




Flake

QUARTERSAWN OAK AND OAK STAINS




Natural



Sandalwood




Cappuccino†




Biscotti




Chestnut**†




Amaretto




Eagle Rock



French Roast




Hearth†




Espresso*




Peppercorn




Dockside†



Smoke




Onyx



Night Sky†

QUARTERSAWN OAK AND OAK GLAZES


Available with *Highlight* or *Glaze* and *Highlight* in *Platinum* and *Gold*.




Sandalwood Burnt Sienna Glaze†




Cappuccino Burnt Sienna Glaze*†



Amaretto Ebony Glaze**†



Eagle Rock Sable Glaze†



French Roast Sable Glaze†



Peppercorn Ebony Glaze*†



Smoke Ebony Glaze†

* Finish not available on Quartersawn Oak

** Finish not available on Oak

† Finish not available in Silverline



CHERRY

Available in Platinum, Gold and Silverline

- Rich color and smooth, flowing grain patterns
- Color varies from light pink to dark brown; variations are more prominent with lighter stains
- Will darken or mellow with age, a change that is more noticeable with light stains—sun exposure greatly accelerates this process

CHERRY CHARACTERISTICS



Pin knots



Mineral streaks




Pitch pockets



Sap wood

(GOLD) Brookhill Raised Panel
in Natural on cherry


CHERRY STAINS




Natural




Sandalwood




Cappuccino†




Biscotti




Chestnut




Amaretto




Ginger Snap




Eagle Rock



French Roast



Hearth†




Espresso




Peppercorn




Dockside†



Smoke



Onyx




Night Sky†

CHERRY GLAZES

Available with Highlight or Glaze and Highlight in Platinum and Gold




Natural Burnt
Sienna Glaze†



Sandalwood
Burnt Sienna Glaze†




Cappuccino Burnt
Sienna Glaze†




Amaretto
Ebony Glaze†




Ginger Snap
Ebony Glaze†



Eagle Rock
Sable Glaze†



French Roast
Sable Glaze†



Peppercorn
Ebony Glaze†



Smoke
Ebony Glaze†

† Finish not available in Silverline



(PLATINUM) Chelsea knotty alder Natural

KNOTTY ALDER

Available in Platinum, Gold and Silverline

- A rich-looking wood that blends well with cherry
- Color is very uniform light brown with a reddish tinge
- Fairly straight-grained, uniform texture
- Contains pin knots, open and closed knots of various sizes, checking and mineral streaks which are typical and not considered defects. Knots may be in locations which affect hardware placement.

KNOTTY ALDER CHARACTERISTICS



Checking



Pin knots



Mineral streaks



Open knots




Closed knots


KNOTTY ALDER STAINS




Natural




Sandalwood




Cappuccino†



Biscotti




Chestnut




Amaretto




Eagle Rock




French Roast




Hearth†




Peppercorn




Dockside†



Smoke



Onyx




Night Sky†

KNOTTY ALDER GLAZES

Available with Highlight or Glaze and Highlight in Platinum and Gold




Natural Burnt Sienna Glaze†




Sandalwood Burnt Sienna Glaze†




Cappuccino Burnt Sienna Glaze†




Chestnut Ebony Glaze†



Amaretto Ebony Glaze†




Eagle Rock Sable Glaze†



French Roast Sable Glaze†



Peppercorn Ebony Glaze†



Smoke Ebony Glaze†

† Finish not available in Silverline



(GOLD) Devonshire Flat Panel in Hazelnut on maple



(GOLD) Park Place Reverse Raised Panel in Hazelnut on rustic maple

MAPLE

Available in *Platinum, Gold and Silverline*

- Smooth texture with tight, uniform grain patterns
- Color is creamy white, varying slightly from almost bright white to light pink or reddish brown
- Contains a natural resin that causes the wood to turn amber as it ages, a change that is more noticeable with light stains. Sun exposure greatly accelerates this process.

RUSTIC MAPLE

Available in *Gold*

- A dense hardwood with smooth texture and closed grain pattern
- Colors range from creamy whites and light tans to almost black in knotty areas. Bark pockets and mineral streaks can be evident in a single stave of wood.
- Color shift is more evident in lighter finishes
- Medium and dark finishes obscure much of the wood's color variation and the overall finish appears more consistent.

MAPLE CHARACTERISTICS



Mineral streaks

Curly grain

RUSTIC MAPLE CHARACTERISTICS



Open knot

Worm holes

Worm tracking

Mineral streaks

Vibrant color

Closed knot


Bark pockets

Non-structural splits


RUSTIC MAPLE AND MAPLE STAINS




Natural




Sandalwood




Biscotti




Chestnut




Amaretto




Ginger Snap




Eagle Rock




French Roast




Hearth†




Espresso*



Dockside†



Smoke




Onyx*

RUSTIC MAPLE AND MAPLE GLAZES

Available with *Highlight or Glaze and Highlight in Platinum and Gold*




Natural Burnt Sienna Glaze†




Sandalwood Burnt Sienna Glaze†



Amaretto Ebony Glaze†




Ginger Snap Ebony Glaze†



Eagle Rock Sable Glaze†*



French Roast Sable Glaze†



Smoke Ebony Glaze†

† Finish not available in Silverline

* Finish not available on Rustic Maple



(SILVERLINE) Lancaster in Sandalwood on hickory

HICKORY


Available in Gold and Silverline

- Can vary dramatically in color within a single piece of wood; from almost white to a deep, dark brown
- Bold, prominent grain patterns give it a rustic appearance
- Burls, pin knots, mineral streaks and small, sound knots are typical and are not considered defects

HICKORY CHARACTERISTICS



Pin knots



Mineral streaks



Burl



Small sound knots


HICKORY STAINS




Natural




Sandalwood




Biscotti




Amaretto




French Roast



Dockside†



Smoke



Night Sky†

HICKORY GLAZES


Available with Highlight or Glaze and Highlight in Platinum and Gold




Sandalwood
Burnt Sienna Glaze†



Amaretto Ebony
Glaze†



French Roast
Sable Glaze†



Smoke Ebony
Glaze†

†Finish not available in Silverline

PAINT GRADE

Available in Platinum, Gold and Silverline

An engineered wood product with a smooth surface and a consistent core

- Durable and more resistant to warping, expansion and contraction than solid hardwoods
- Available in select door styles in Paints and Paints with Highlight
- See pages 18-19 for available paint and highlight colors



(GOLD) Madison Flat Panel in Pistachio, Mission Flat Panel in Eucalyptus, and Dana Pointe Flat Panel in Irish Crème all shown on paint grade



(GOLD) Providence Flat Panel Macchiato Ebony Highlight

PAINTED FINISHES

STANDARD PAINTS

Available in Platinum and Gold. Select colors available in Silverline

Medallion's Standard Paint finishes offer lustrous color and completely opaque coverage plus the flexibility to design with simplicity or sophistication.

























Photo left: (GOLD) Camelot Raised Panel in Divinity on maple



STANDARD PAINT CHARACTERISTICS

① Even coverage, ② Lustrous color

AVAILABLE ON MAPLE AND PAINT GRADE

					
Magnolia	Sea Salt*	White Icing*	Divinity*	Irish Crème*	Chai Latte*
					
Buff	White Chocolate*	Fauna	Safari	Coffee Break	
					
Macchiato*	Sandpiper	Frappe*	Earl Grey*	Cavern	
					
Gray Owl	London Fog	Perfect Storm	Shadow	Carriage Black*	
	Carriage Black is also available in Oak,** Quartersawn Oak* and Hickory**				
					
Dewpoint	Dusk	Hydrangea	Gale*	Celeste*	Tidal
					
Pistachio	Aloe	Ocean Jade	Bay Leaf	Succulent	Eucalyptus*
					
Petal	Orchid	Claret	Dijon	Canyon	Spanish Paprika

* Also available in Silverline

** Only available in Gold

PAINT WITH HIGHLIGHT

Available in Platinum and Gold

This look is achieved by hand brushing highlights on an enamel base coat, enhancing detail on profiles of doors and drawer fronts. The amount of highlight hang-up varies based on door style.

AVAILABLE ON MAPLE AND PAINT GRADE



Magnolia
Pewter Highlight



Sea Salt
Pewter Highlight



White Icing
Pewter Highlight




Divinity Burnt
Sienna Highlight



Divinity Pewter
Highlight



White Chocolate
Mocha Highlight



White Chocolate
Pewter Highlight




Irish Crème
Pewter Highlight



Chai Latte Pewter
Highlight



Macchiato
Pewter Highlight



Macchiato
Ebony Highlight




Frappe
Ebony Highlight



Earl Grey
Ebony Highlight




Dusk Ebony
Highlight



Gale Pewter
Highlight



Celeste Pewter
Highlight



HIGHLIGHTED PAINT CHARACTERISTICS


- ① Highlighted profile
- ② Lustrous color

PAINT WITH DRY BRUSH

Available in Platinum and Gold

Our dry brush technique highlights the unique qualities of your selected door style with stunning brushstroke accents. These accents are available in seven curated designer color pairings.

AVAILABLE ON MAPLE AND PAINT GRADE



Sea Salt with
Graphite Dry Brush




White Icing with
Graphite Dry Brush




Chai Latte with
Carob Dry Brush



Macchiato with
Sable Dry Brush



Gray Owl with
Graphite Dry Brush



Frappe with
Sable Dry Brush



Celeste with
Graphite Dry Brush




PAINT WITH DRY BRUSH CHARACTERISTICS

- ① Brushed glaze
- ② Timeworn Feel



PAINT WITH HEIRLOOM DISTRESSING

- ① Sand Through
- ② Patina on flat surfaces
- ③ Glaze hang-up
- ④ Visible fractures at joints



ANTIQUE DISTRESSING CHARACTERISTICS

- ① Sanded corners
- ② Dents
- ③ Glaze hang-up



LEGACY DISTRESSING CHARACTERISTICS

- ① Sanded corners and profiles
- ② Dents
- ③ Glaze hang-up
- ④ Worm holes
- ⑤ Knife marks/chisel marks
- ⑥ Cowtailing
- ⑦ Rasping

SPECIALTY FINISHES


HEIRLOOM DISTRESSING

Available in Platinum and Gold

This look is achieved by adding an Ebony Glaze and Highlight to an enamel base coat. The amount of glaze hang-up varies based on door style. Random distressing and sand through is also added to create the wear and patina of an heirloom furniture piece.

Photo left: **(GOLD)** Devonshire Raised Panel in Carriage Black Ebony Glaze and Highlight with Heirloom Distressing on oak.

AVAILABLE ON CARRIAGE BLACK IN THESE SPECIES:



Cherry




Oak* and
Quartersawn Oak



Knotty Alder



Hickory*



Maple

*Only available in Gold

ANTIQUE DISTRESSING

Available in Platinum and Gold

Expert craftsmanship creates this antique look by lightly distressing the wood for a subtle, worn appearance. This decorative art form gives the wood a slightly aged feel, adding character and a one-of-a-kind patina. Characteristics inherent in this technique include sanded corners/profiles of doors and drawer fronts, as well as small dings and dents.

Antique Distressing available on cherry, knotty alder, maple and rustic maple with glaze and highlight finish in our standard offering. Rustic maple not available in Platinum.

Photo left: **(GOLD)** Sonoma Reverse Raised Panel in Cappuccino with Burnt Sienna Glaze with Antique Distressing on knotty alder

LEGACY DISTRESSING

Available in Platinum and Gold

Medallion's Legacy Distressed finish is created when our finish experts physically distress the wood to evoke an aged appearance. Along with the characteristics of Antique Distressing, the Legacy finish features rasping, worm holes, chisel marks, and knife splits. In addition to physical distressing elements, cowtailing is applied.

Legacy Distressing available on cherry, knotty alder, maple and rustic maple with glaze and highlight finish in our standard offering. Rustic maple not available in Platinum.

Photo left: **(GOLD)** Wakefield Raised Panel Peppercorn Ebony Glaze and Highlight with Legacy Distressing on knotty alder

COASTAL COLLECTION

Available in Platinum and Gold


These color-washed finishes allow the natural texture of the wood species selected to show through. Available with subtle dry brushed accents or in Sheer with semi-transparent coverage.

Photo Right: **(GOLD)** Wakefield Raised Panel in Islander with Dry Brush on maple


AVAILABLE ON MAPLE, OAK & QUARTERSAWN OAK



Cottage White
with Dry Brush




Seagrass
with Dry Brush



Islander
with Dry Brush




Castle Rock
with Dry Brush



Harbor Mist
with Dry Brush



Cottage White
Sheer*




Seagrass
Sheer



Islander
Sheer



Castle Rock
Sheer



Harbor Mist
Sheer

*Finish not available on maple




WOODLAND OAKS COLLECTION

Available in Platinum and Gold


Through the application of an innovative, proprietary process, the Woodland Oaks Collection reduces the amber hue apparent in the red oak wood species to present an appearance closer to white oak. Available on select door styles in quartersawn oak in Platinum and Gold.

Photo Right: **(GOLD)** Stockton Flat Panel in Caribou on quartersawn oak


AVAILABLE ON QUARTERSAWN OAK




Lynx



Kestrel



Marten



Caribou





Loxley with Flat Panel in Cobblestone on oak

APPALOOSA COLLECTION


Available in Platinum and Gold

Appaloosa finish characteristics include a semi-transparent stain, distressing (including sanded corners and profiles, dents, worm holes, knife marks, and cowtailing) and glaze hang-up. Glaze brushed accents are also added to enhance the depth of the finish. All physical and finish elements are hand applied, giving each piece a unique time-worn appearance.

Appaloosa finishes available on maple, rustic maple, cherry and knotty alder.
Rustic maple not available in Platinum.

Photo Left: (GOLD) Brookhill Raised Panel in Peppered Appaloosa on maple

APPALOOSA FINISHES




Stormy
Appaloosa



Peppered
Appaloosa



Buckskin
Appaloosa



Silver Appaloosa



Dove Appaloosa




STONEY BROOKE COLLECTION

Available in Platinum and Gold


This unique finish is achieved by artfully brushing multiple glaze materials onto a stained surface. Thicker than a normal glaze, the varying shades of application create a subtle textural feel and appearance. Available on select door styles in quartersawn oak in Platinum and oak and quartersawn oak in Gold.

Photo Left: (GOLD) Morris Raised Panel in Greystone on oak


AVAILABLE IN OAK AND QUARTERSAWN OAK



Greystone



Cobblestone



Boulder

FINISH SELECT PROGRAM

Available in Platinum and Gold

Finish Select uses stains, Standard Paint, Custom Paint or Coastal colors as the base material, but provides more versatility to achieve the look you want. Take it a step further by including a distressed application.

Once a door style and species is chosen, follow these steps to make your selection. Remember to order and approve a sample door before a final order is placed.


1 PICK YOUR BASE COLOR



BURNT SIENNA



EBONY




MOCHA

2 PICK YOUR GLAZE



RAW UMBER



SABLE



PEWTER*

3 PICK YOUR GLAZE APPLICATION



HIGHLIGHT ONLY



GLAZE AND HIGHLIGHT

4 ADD DRY BRUSH

Light dry brushed taupe accents available on any base color.



5 PICK YOUR DISTRESSING



HEIRLOOM
Machine dents, sand through



ANTIQUE
Hand dents, round over



LEGACY
Antique plus rasping, worm holes, chisel marks, knife splits, and cowtailing

* Available in Highlight only

CABINET QUALITY AND CONSTRUCTION



OVERLAY CABINETRY EXAMPLE

*end modification shown

INSET CABINETRY EXAMPLE

Platinum plywood standard construction shown.



OVERLAY CABINETRY EXAMPLE

Gold plywood construction shown. Plywood construction is an upgrade.



COMMITTED TO QUALITY. COMMITTED TO SUSTAINABILITY.

Standing the test of time requires products designed to endure. To achieve manufacturing of the highest standards, Medallion Cabinetry and Cabinetworks Group engage in annual independent testing that inspects, examines, and certifies our products for quality assurance and lasting durability.

The right materials. The right production practices. The right goals to create a greener tomorrow. Join Medallion Cabinetry and Cabinetworks Group in building beautiful cabinetry—and a sustainable legacy.




Learn more about our quality and sustainability practices on our website.
www.medallioncabinetry.com



	SILVERLINE	GOLD	PLATINUM
1 INTERIOR	Light maple print	Light maple print	Maple veneer with clear finish
2 FACE FRAME	3/4" thick solid wood		
3 END PANELS	Laminated furniture board	Laminated furniture board	Maple plywood
	1/2" thick - optional upgrade to 3/4" thick plywood		
4 TOP AND BOTTOM	Laminated furniture board	Laminated furniture board	Maple plywood
	1/2" thick		3/4" thick
5 BACK	Laminated furniture board	Laminated furniture board	Maple plywood
	1/8" thick		
6 I-BEAM	Furniture board	Furniture board	Plywood
	Dadoed into end panels to keep cabinet square, 1/2" thick		1/2" thick
7 HANGER RAIL	Furniture board or plywood	Furniture board or plywood	Furniture board or plywood
	1/2" thick - Pocket screwed for superior strength		
8 SHELVES	Laminated furniture board	Laminated furniture board	Maple plywood
	3/4" thick - optional upgrade to roll-out trays		
8a SHELF SUPPORTS SOLID METAL	Silver finish; slides into pre-drilled holes for simple shelf adjustability.		
9 HINGES	Quiet Close hinge		Barrel hinge available in four finishes Concealed or Barrel hinge
10 TOE KICK	Furniture board	Furniture board	Plywood
	1/2" thick - fully enclosed		
11 MAGNETIC CATCH	Silver finish		
WARRANTY	Lifetime Limited		

ALL PLYWOOD CONSTRUCTION is available as an upgrade for Silverline and Gold. All components listed above as furniture board would be modified to plywood. The interior of cabinets with all plywood construction receive maple veneer with a clear finish.

Furniture board is a durable engineered composite material made of densely compressed wood fibers, providing strength and consistency for long lasting cabinet construction.



Standard on all product lines

Quiet Close, full-extension drawer guides

Controlled drawer closure — won't slam shut!

Quiet Close doors

Integrated hinge with controlled door closure — won't slam shut!

Optional upgrade on Platinum and Gold

Quiet Close, full-extension, heavy-duty drawer guides

Controlled drawer closure plus 135 lb. capacity



DRAWER CONSTRUCTION

We use the same solid construction techniques across all our product lines, giving you trustworthy durability and lasting strength.

DRAWERS FEATURE:

- 5/8" thick hardwood sides
- 1/4" thick fully-captured drawer bottom
- Furniture-quality dovetail construction
- Sealed with clear coat for easy cleaning

NOTE: Wood character and color variations are visible in hardwood.



Fully captured drawer bottom



Dovetail construction

PLYWOOD

We ensure that our plywood meets or exceeds the highest standards for air quality (including TSCA Title VI and CARB emissions standards).

For plywood upgrade cabinets, we use only the highest grade materials, including two types of plywood:

- Traditional plywood with an all-fir-crossband core has an ideal strength-to-weight ratio for many cabinet parts, so it is used for end panels, shelves, I-beams, hanging rails, etc.
- Engineered plywood with an MDF crossband core creates a superior surface for accepting stains and paints, so it is used for finished surfaces such as finished ends and matching finished interiors.

Visit medallioncabinetry.com for more details.



Fir core plywood



Engineered core plywood

ABOVE: (PLATINUM) Providence in Dove Appaloosa on maple, and Peppercorn on cherry
OPPOSITE PAGE: (PLATINUM) Santa Cruz in Aloe and Biscotti on maple





Medallion™

10501 W. 10th St. | Waconia, MN 55387

Customer Care Phone: 1-800-779-0391

Consumer Line: 1-800-476-4181



Cover Images: FRONT: **(GOLD)** Apollo in Sea Salt and Biscotti on maple; BACK: **(GOLD)** Middleton Flat Panel in Safari, Eucalyptus, and French Roast on knotty alder

Product Availability and Photography Limitations

Products may vary slightly from those in this guide, due to material availability and/or improvements to our designs. Specifications are subject to change without notice. Product photography is shown as accurately as print and web technologies permit. To ensure highest satisfaction, we suggest you view an actual sample from your nearest Medallion® dealer to see color, wood grain and finish representation.

