



EXPERIENCE MORE™

REFERENCE CATALOG 24/25





40V | 80V max

MORE POWERFUL

TRADE DRIVEN • TRUSTED INVESTMENT™



125+ PRODUCTS*
ONE SYSTEM

40V max

80V max



2.5 Ah BATTERY



4.0 Ah BATTERY



5.0 Ah BATTERY



8.0 Ah BATTERY

COMPACT SIZE

LEADING POWER-TO-WEIGHT RATIO

LONGER RUN TIME

EXPERIENCE **MORE™**

*IN 2024

4-PIECE KITS



XGT 40V max

4.0Ah BATTERY
2.5Ah BATTERY



UP TO **35% FASTER**
CUTTING SPEED

GRJ01

GT401M1D1

40V max XGT® Brushless 4-Pc. Combo Kit

2-speed Hammer Driver-Drill with Makita-built brushless motor delivers (0-650 & 0-2,600 RPM) (0-9,750 & 0-39,000 BPM) and 1,250 in.lbs. of Max Torque

4-speed Impact Driver (0-1,100/ 0-2,100/ 0-3,200/ 0-3,700 RPM & 0-1,100/ 0-2,600/ 0-3,600/ 0-4,400 IPM) provides 1,950 in.lbs. of Max Torque

40V max XGT® Brushless 1/2" Hammer Driver-Drill (GPH01Z)

40V max XGT® Brushless 4-Speed Impact Driver (GDT01Z)

40V max XGT® Brushless Recipro Saw (GRJ01Z)

40V max XGT® Cordless L.E.D. Flashlight (ML001G)

40V max XGT® 2.5Ah Battery (BL4025)

40V max XGT® 4.0Ah Battery (BL4040)

40V max XGT® Rapid Optimum Charger (DC40RA)



XGT 40V max

4.0Ah BATTERY
2.5Ah BATTERY



DELIVERS
6,000 RPM
FOR FASTER CUTTING
PERFORMANCE

GSH01

GT400M1D1

40V max XGT® Brushless 4-Pc. Combo Kit

2-speed Hammer Driver-Drill with Makita-built brushless motor delivers (0-650 & 0-2,600 RPM) (0-9,750 & 0-39,000 BPM) and 1,250 in.lbs. of Max Torque

4-speed Impact Driver (0-1,100/ 0-2,100/ 0-3,200/ 0-3,700 RPM & 0-1,100/ 0-2,600/ 0-3,600/ 0-4,400 IPM) provides 1,950 in.lbs. of Max Torque

40V max XGT® Brushless 1/2" Hammer Driver-Drill (GPH01Z)

40V max XGT® Brushless 4-Speed Impact Driver (GDT01Z)

40V max XGT® Brushless 7-1/4" Circular Saw, AWS® Capable (GSH01Z)

40V max XGT® Cordless L.E.D. Flashlight (ML001G)

40V max XGT® 2.5Ah Battery (BL4025)

40V max XGT® 4.0Ah Battery (BL4040)

40V max XGT® Rapid Optimum Charger (DC40RA)

2-PIECE KITS



XGT 40V max

4.0Ah BATTERY
2.5Ah BATTERY



DELIVERS
1,250 IN.LBS.
OF MAX TORQUE

GPH01

GT201M1D1

40V max XGT® Brushless 2-Pc. Combo Kit

2-speed Hammer Driver-Drill with Makita-built brushless motor delivers (0-650 & 0-2,600 RPM) (0-9,750 & 0-39,000 BPM) and 1,250 in.lbs. of Max Torque

Electronic digital clutch accurately targets desired torque range (41 settings in low speed, 21 settings in high speed)

40V max XGT® Brushless 1/2" Hammer Driver-Drill (GPH01Z)

40V max XGT® Brushless 4-Speed Impact Driver (GDT02Z)

40V max XGT® 2.5Ah Battery (BL4025)

40V max XGT® 4.0Ah Battery (BL4040)

40V max XGT® Rapid Optimum Charger (DC40RA)



XGT 40V max

2.5Ah BATTERY



DELIVERS
1,950 IN.LBS.
OF MAX TORQUE

GDT01

GT200D

40V max XGT® Brushless 2-Pc. Combo Kit

2-speed Hammer Driver-Drill with Makita-built brushless motor delivers (0-650 & 0-2,600 RPM) (0-9,750 & 0-39,000 BPM) and 1,250 in.lbs. of Max Torque

4-speed Impact Driver (0-1,100/ 0-2,100/ 0-3,200/ 0-3,700 RPM & 0-1,100/ 0-2,600/ 0-3,600/ 0-4,400 IPM) provides 1,950 in.lbs. of Max Torque

40V max XGT® Brushless 1/2" Hammer Driver-Drill (GPH01Z)

40V max XGT® Brushless 4-Speed Impact Driver (GDT01Z)

(2) 40V max XGT® 2.5Ah Battery (BL4025)

40V max XGT® Rapid Optimum Charger (DC40RA)



XGT® DRIVER-DRILLS, IMPACTS, SAWS & WOODWORKING

HAMMER DRIVER-DRILLS



2.5
Ah BATTERY

XGT 40V max **GPH01D** **GPH01Z**

40V max XGT® Brushless 1/2" Hammer Driver-Drill Kit

Premium Power delivers 1,250 in.lbs. of max torque with Electronic Digital Clutch

Chuck Size	1/2"
No Load Speed (var. 2 spd)	0 - 650 / 0 - 2,600 RPM
Blows Per Minute (2 speed)	0 - 9,750 / 0 - 39,000 BPM
Maximum Torque	1,250 in.lbs./141N•m
Net Weight (with battery)	6 lbs.



2.5
Ah BATTERY

XGT 40V max **GPH02D** **GPH02Z**

40V max XGT® Compact Brushless 1/2" Hammer Driver-Drill Kit

Compact ergonomic powerful design delivers 585 in.lbs. of max torque

Chuck Size	1/2"
No Load Speed (var. 2 spd)	0 - 550 / 0 - 2,200 RPM
Blows Per Minute (2 speed)	0 - 8,250 / 0 - 3,300 BPM
Maximum Torque	585 in.lbs./65N•m
Net Weight (with battery)	5.07 lbs.



2.5
Ah BATTERY

XGT 40V max **GFD01D** **GFD01Z**

40V max XGT® Brushless 1/2" Driver-Drill Kit

Premium Power delivers 1,250 in.lbs. of max torque with Electronic Digital Clutch

Chuck Size	1/2"
No Load Speed (var. 2 spd)	0 - 650 / 0 - 2,600 RPM
Maximum Torque	1,250 in.lbs./141N•m
Overall Length	7-1/8"
Net Weight (with battery)	5.9 lbs.



2.5
Ah BATTERY

XGT 40V max **GFD02D** **GFD02Z**

40V max XGT® Compact Brushless 1/2" Driver-Drill Kit

Compact ergonomic powerful design delivers 585 in.lbs. of max torque

Chuck Size	1/2"
No Load Speed (var. 2 spd)	0 - 550 / 0 - 2,200 RPM
Maximum Torque	585 in.lbs./65N•m
Overall Length	6-11/16"
Net Weight (with battery)	4.85 lbs.

ANGLE DRILLS



4.0
Ah BATTERY

XGT 40V max **GAD01M1** **GAD01Z**

40V max XGT® Brushless 1/2" Right Angle Drill Kit

Equipped with a 1/2" Chuck and drills up to 6-1/4" holes with hole saws and 4-5/8" holes with self feed bits

Chuck Size	1/2"
No Load Speed (var. 2 spd)	0 - 400 / 0 - 1,500 RPM
Capacity (Wood)	w/ Hole Saw (6-1/4"), w/ Ship Auger (2"), w/ Self Feed Bit (4-5/8")
Overall Length	21-1/4"
Net Weight (with battery)	12.8 lbs.



4.0
Ah BATTERY

XGT 40V max **GAD02M1** **GAD02Z**

40V max XGT® Brushless 7/16" Hex Right Angle Drill Kit

Equipped with a 7/16" Hex and drills up to 6-1/4" holes with hole saws and 4-5/8" holes with self feed bits

Chuck Size	7/16"
No Load Speed (var. 2 spd)	0 - 400 / 0 - 1,500 RPM
Capacity (Wood)	w/ Hole Saw (6-1/4"), w/ Ship Auger (2"), w/ Self Feed Bit (4-5/8")
Overall Length	21-1/2"
Net Weight (with battery)	11.9 lbs.



2.5
Ah BATTERY

XGT 40V max **GDT01D** **GDT01Z**

40V max XGT® Brushless 4-Speed Impact Driver Kit

Premium Fastening Power delivers 1,950 in.lbs. of max torque with 4 Speed Settings and multiple Assist Modes

Hex Shank	1/4"
No Load Speed (var. 4 spd.)	0 - 1,100 / 0 - 2,100 / 0 - 3,200 / 0 - 3,700 RPM
Impacts Per Minute (var. 4 spd.)	0 - 1,100 / 0 - 2,600 / 0 - 3,600 / 0 - 4,400 IPM
Maximum Torque	1,950 in.lbs.
Speed power selection	4



2.5
Ah BATTERY


XGT 40V max **GDT02D** **GDT02Z**

40V max XGT® Brushless 4-Speed Impact Driver Kit

Premium Fastening Power delivers 1,860 in.lbs. of max torque with 4 Speed Settings and a Tightening Mode

Hex Shank	1/4"
No Load Speed (var. 4 spd.)	0 - 1,100 / 0 - 2,100 / 0 - 3,200 / 0 - 3,700 RPM
Impacts Per Minute (var. 4 spd.)	0 - 1,400 / 0 - 2,600 / 0 - 3,600 / 0 - 4,100 IPM
Maximum Torque	1,860 in.lbs.
Speed power selection	4

IMPACT WRENCHES



DELIVERS
1,510 FT.LBS.
OF NUT-BUSTING TORQUE

GWT01D



2.5
Ah BATTERY

XGT 40V max **GWT01D** **GWT01Z**

40V max XGT® Brushless 4-Speed High-Torque 3/4" Sq. Drive Impact Wrench Kit w/ Friction Ring Anvil

Full-Size Power delivers 1,510 ft.lbs. of Nut-Busting Torque and 1,330 ft.lbs. of Fastening Torque

Square Drive	3/4"
No Load Speed (var. 4 spd.)	0 - 950 / 0 - 1,150 / 0 - 1,400 / 0 - 1,800 RPM
Impacts Per Minute (var. 4 spd.)	0 - 1,900 / 0 - 2,200 / 0 - 2,400 / 0 - 2,500 IPM
Nut-Busting Torque	1,510 ft.lbs./2,050 N•m
Fastening Torque	1,330 ft.lbs./1,800 N•m



2.5
Ah BATTERY

XGT 40V max **GWT07D** **GWT07Z**

40V max XGT® Brushless 4-Speed Mid-Torque 1/2" Sq. Drive Impact Wrench Kit w/ Friction Ring Anvil

Mid-Range Power delivers 810 ft.lbs. of Nut-Busting Torque and 560 ft.lbs. of Fastening Torque

Square Drive	1/2"
No Load Speed (var. 4 spd.)	0 - 600 / 0 - 1,200 / 0 - 1,900 / 0 - 2,300 RPM
Impacts Per Minute (var. 4 spd.)	0 - 1,200 / 0 - 1,900 / 0 - 2,700 / 0 - 2,900 IPM
Nut-Busting Torque	810 ft.lbs./1,100 N•m
Fastening Torque	560 ft.lbs./760 N•m



2.5
Ah BATTERY

XGT 40V max **GWT08D** **GWT08Z**

40V max XGT® Brushless 4-Speed Mid-Torque 1/2" Sq. Drive Impact Wrench Kit w/ Detent Anvil

Mid-Range Power delivers 810 ft.lbs. of Nut-Busting Torque and 560 ft.lbs. of Fastening Torque

Square Drive	1/2"
No Load Speed (var. 4 spd.)	0 - 600 / 0 - 1,200 / 0 - 1,900 / 0 - 2,300 RPM
Impacts Per Minute (var. 4 spd.)	0 - 1,200 / 0 - 1,900 / 0 - 2,700 / 0 - 2,900 IPM
Nut-Busting Torque	810 ft.lbs./1,100 N•m
Fastening Torque	560 ft.lbs./760 N•m



2.5
Ah BATTERY

XGT 40V max **GWT04D** **GWT04Z**

40V max XGT® Brushless 4-Speed 1/2" Sq. Drive Impact Wrench Kit w/ Friction Ring Anvil

Compact Power delivers 465 ft.lbs. of Nut-Busting Torque and 260 ft.lbs. of Fastening Torque

Square Drive	1/2"
No Load Speed (var. 4 spd.)	0 - 1,000 / 0 - 1,800 / 0 - 2,600 / 0 - 3,200 RPM
Impacts Per Minute (var. 4 spd.)	0 - 1,800 / 0 - 2,600 / 0 - 3,400 / 0 - 4,000 IPM
Nut-Busting Torque	465 ft.lbs./630 N•m
Fastening Torque	260 ft.lbs./350 N•m



2.5
Ah BATTERY

XGT 40V max **GWT05D** **GWT05Z**

40V max XGT® Brushless 4-Speed 1/2" Sq. Drive Impact Wrench Kit w/ Detent Anvil

Compact Power delivers 465 ft.lbs. of Nut-Busting Torque and 260 ft.lbs. of Fastening Torque

Square Drive	1/2"
No Load Speed (var. 4 spd.)	0 - 1,000 / 0 - 1,800 / 0 - 2,600 / 0 - 3,200 RPM
Impacts Per Minute (var. 4 spd.)	0 - 1,800 / 0 - 2,600 / 0 - 3,400 / 0 - 4,000 IPM
Nut-Busting Torque	465 ft.lbs./630 N•m
Fastening Torque	260 ft.lbs./350 N•m



4.0
Ah BATTERY

XGT 40V max **GTW01M1**

40V max XGT® Brushless Shear Wrench Kit

More Fastening Power than Corded

Bolt Size Capacity	A325 (5/8", 3/4", 7/8"), A490 (5/8", 3/4")
No Load Speed	17 RPM
Maximum Torque	593 ft.lbs./804 N•m
Lock-Off Switch	Yes
Electric Brake	Yes



2.5
Ah BATTERY

XGT 40V max **GTP01D1** **GTP01Z**

40V max XGT® Brushless Pin Nail Kit, 23 Ga.

Up to 15% faster firing compared to XTP02

Nail Size	5/8", 11/16", 3/4", 1", 1-3/16", 1-3/8" (23 ga.)
Maximum Magazine Capacity	120
Tool-less depth adjustment	Yes
Length	10-3/8"
Net Weight (with battery)	5.3 lbs.

CIRCULAR SAWS



XGT 40V max **4.0Ah BATTERY**
GSH05M1 **GSH05Z** **Z**

40V max XGT® Brushless 6-1/2" Circular Saw Kit, AWS® Capable

Up to 40% faster cutting speed with up to 290 cuts per charge in 2X10 SPF lumber using one 4.0Ah battery

Blade Diameter	6-1/2"
No Load Speed	5,200 RPM
Max. Cutting Capacity	at 90° (2-1/4"), at 45° (1-5/8")
Arbor	5/8"
Net Weight (with battery)	7.8 lbs.



XGT 40V max **4.0Ah BATTERY**
GSH01M1 **GSH01Z** **Z**

40V max XGT® Brushless 7-1/4" Circular Saw Kit, AWS® Capable

Powerful 6,000 RPM motor for faster cutting performance

Blade Diameter	7-1/4"
No Load Speed	6,000 RPM
Max. Cutting Capacity	at 90° (2-5/8"), at 45° (1-13/16"), at 56° (1-5/8")
Arbor	5/8"
Net Weight (with battery)	9.7 lbs.



XGT 40V max **4.0Ah BATTERY**
GSH02M1 **GSH02Z** **Z**

40V max XGT® Brushless 7-1/4" Circular Saw Kit with Guide Rail Compatible Base, AWS® Capable

Saw base interacts with optional guide rails to provide straight or bevel cutting without an adapter

Blade Diameter	7-1/4"
No Load Speed	6,000 RPM
Max. Cutting Capacity	at 90° (2-3/8"), at 45° (1-11/16"), at 48° (1-5/8")
Arbor	5/8"
Net Weight (with battery)	10.4 lbs.



XGT 40V max **4.0Ah BATTERY**
GSR01M1 **GSR01Z** **Z**

40V max XGT® Brushless Rear Handle 7-1/4" Circular Saw Kit

15 AMP corded power with large 2-9/16" cutting capacity at 90°; cuts 3X material in a single pass

Blade Diameter	7-1/4"
No Load Speed	6,400 RPM
Max. Cutting Capacity	at 90° (2-9/16"), at 45° (1-3/4"), at 53° (1-1/2")
Arbor	5/8"
Net Weight (with battery)	11.7 lbs.



XGT 40V max **TOOL ONLY** **Z**
GSH03Z

40V max XGT® Brushless 9-1/4" Circular Saw with Guide Rail Compatible Base, AWS® Capable

Large 3-3/8" cutting capacity at 90° with convenient guide rail compatible base without the need for an adapter

Blade Diameter	9-1/4"
No Load Speed	4,000 RPM
Max. Cutting Capacity	at 90° (3-3/8"), at 45° (2-3/8"), at 60° (1-3/4")
Arbor	5/8"
Net Weight (with battery)	11.85 lbs.



XGT 40V max **TOOL ONLY** **Z**
GSH04Z

40V max XGT® Brushless 10-1/4" Circular Saw with Guide Rail Compatible Base, AWS® Capable

Large 3-13/16" cutting capacity at 90° with convenient guide rail compatible base without the need for an adapter

Blade Diameter	10-1/4"
No Load Speed	3,500 RPM
Max. Cutting Capacity	at 90° (3-13/16"), at 45° (2-11/16"), at 60° (1-7/8")
Arbor	5/8"
Net Weight (with battery)	12.73 lbs.



XGT 40V max **4.0Ah BATTERY**
GSR02M1 **GSR02Z** **Z**

40V max XGT® Brushless Rear Handle 10-1/4" Circular Saw Kit, AWS® Capable

Up to 2X Faster Cutting than corded and Cuts 4X material in a single pass

Blade Diameter	10-1/4"
No Load Speed	4,000 RPM
Max. Cutting Capacity	at 90° (3-3/4"), at 45° (2-3/4"), at 56° (2-1/8")
Arbor	5/8"
Net Weight (with battery)	13.3 lbs.



XGT 40V max **4.0Ah BATTERY**
GPS01M1J **GPS01Z** **Z**

40V max XGT® Brushless 6-1/2" Plunge Circular Saw Kit, AWS® Capable

Power of a corded saw with Large cutting capacity 2-3/16" at 90°

Blade Diameter	6-1/2"
No Load Speed (variable speed)	2,500 - 4,900 RPM
Max. Cutting Capacity	at 90° (2-3/16"), at 45° (1-9/16")
Arbor	20 mm
Net Weight (with battery)	11 lbs.

SEE PAGE 49
FOR A LIST OF SAW
ACCESSORIES

JIG SAWS & RECIPRO SAWS



XGT 40V max **TOOL ONLY** **Z**
GVJ01Z

40V max XGT® Brushless Barrel Grip Jig Saw

Up to 20% faster cutting speed and cuts up to 180 FT per charge using one 2.5Ah battery (battery not included)

Strokes Per Minute (variable speed)	800 - 3,500 SPM
Length of Stroke	1"
Max. Cutting Capacity at 90°	Wood (5-5/16"), Mild Steel (3/8"), Aluminum (13/16")
Blade Shank	"T" Tang
Net Weight (with battery)	5.8 lbs.



XGT 40V max **TOOL ONLY** **Z**
GVJ02Z

40V max XGT® Brushless Cordless Jig Saw

Up to 20% faster cutting speed and cuts up to 180 FT per charge using one 2.5Ah battery (battery not included)

Strokes Per Minute (variable speed)	0 - 3,500 SPM
Length of Stroke	1"
Max. Cutting Capacity at 90°	Wood (5-5/16"), Mild Steel (3/8"), Aluminum (13/16")
Blade Shank	"T" Tang
Net Weight (with battery)	6.1 lbs.



XGT 40V max **AVT** **4.0Ah BATTERY**
GRJ02M1 **GRJ02Z** **Z**

40V max XGT® Brushless AVT® Orbital Recipro Saw Kit

15 AMP corded power with orbital action and AVT® Anti Vibration Technology for up to 50% less vibration

Strokes Per Minute (variable speed)	0 - 3,000 SPM
Length of Stroke	1-1/4"
Orbital settings	Yes
Max. Cutting Capacity	Wood w/ 12" Blade (10"), Pipe (5-1/8")
Net Weight (with battery)	10.7 lbs.



XGT 40V max **4.0Ah BATTERY**
GRJ01M1 **GRJ01Z** **Z**

40V max XGT® Brushless Recipro Saw Kit

Delivers up to 35% faster cutting speed

Strokes Per Minute (var. 2 spd.)	0 - 2,300 / 0 - 3,000 SPM
Length of Stroke	1-1/4"
Orbital settings	No
Max. Cutting Capacity	Wood w/ 12" Blade (10"), Pipe (5-1/8")
Net Weight (with battery)	9.9 lbs.

WOODWORKING



XGT 40V max **4.0Ah BATTERY**
GSL02M1 **GSL02Z** **Z**

40V max XGT® Brushless 8-1/2" Dual-Bevel Sliding Compound Miter Saw Kit, AWS® Capable

Power of a corded saw with a large 2-3/4" x 12-1/4" cutting capacity at 90°

Blade Diameter	8-1/2"
Arbor	5/8"
Max. Cutting Capacity	Miter 90° (2-3/4" x 12-1/4"), Miter 45° L/R (2-3/4" x 8-5/8")
No Load Speed	4,800 RPM
Automatic-start Wireless System (AWS®)	Capable (transmitter sold separately)



XGT 40V max **4.0Ah BATTERY**
GSL03M1 **GSL03Z** **Z**

40V max XGT® Brushless 10" Dual-Bevel Sliding Compound Miter Saw Kit, AWS® Capable

Power of a corded saw with a large 2-13/16" x 12" cutting capacity at 90°

Blade Diameter	10"
Arbor	5/8"
Max. Cutting Capacity	Miter 90° (2-13/16" x 12"), Miter 45° L/R (2-13/16" x 8-1/2")
No Load Speed	3,600 RPM
Automatic-start Wireless System (AWS®)	Capable (transmitter sold separately)



XGT 40V max **4.0Ah BATTERY**
GSL04M1 **GSL04Z** **Z**

40V max XGT® Brushless 12" Dual-Bevel Sliding Compound Miter Saw Kit, AWS® Capable

Power of a corded saw with a large 3-5/8" x 15" cutting capacity at 90°

Blade Diameter	12"
Arbor	1"
Max. Cutting Capacity	Miter 90° (3-5/8" x 15"), Miter 45° L/R (3-5/8" x 10-1/2")
No Load Speed	4,400 RPM
Automatic-start Wireless System (AWS®)	Capable (transmitter sold separately)



XGT 40V max **2.5Ah BATTERY**
GTR01D1 **GTR01Z** **Z**

40V max XGT® Brushless Compact Router Kit

Delivers up to 1.5 Max HP for corded power and performance

No Load Speed (variable speed)	10,000 - 31,000 RPM
Plunge Capacity	1-9/16"
Variable speed dial	Yes
Tool-less depth adjustment	Yes
Net Weight (with battery)	4.85 lbs.



XGT® WOODWORKING, METALWORKING & CONCRETE



XGT® 40V max **4.0. BATTERY**
GPK01M1 **GPK01Z** **Z**

40V max XGT® Brushless 3-1/4" Planer Kit, AWS® Capable

Delivers up to 38% faster planing speed and capable of planing up to 311 ft. at 1/16" depth using a fully charged 40V XGT® 4.0Ah battery

No Load Speed	15,000 RPM
Planing Width	3-1/4"
Planing Depth	5/32"
Overall Length	13-1/8"
Net Weight	6.5 lbs.



XGT® 40V max **4.0. BATTERY**
AC001GM1 **AC001GZ** **Z**

40V max XGT® Brushless 2 Gallon Quiet Series Compressor Kit

Lightest weight cordless compressor in its class with low noise emission at only 68 dB

Tank	2 gal.
Pump Type	Oil-Free
Performance (90 PSI)	1.2 CFM
Maximum Pressure	135 PSI
Net Weight (with battery)	22.9 lbs.

POWER CUTTERS

DELIVERS
75.6 CC
OF GAS POWER



GEC01PL4



INCLUDES
4 BATTERIES
TOTAL

XGT® 80V max **8.0. BATTERY**
GEC01PL4 **GEC01Z** **Z**

80V max (40V max X2) XGT® Brushless 14" Power Cutter Kit, w/ 4 Batteries

75.6cc Gas Power with up to 25% Faster Cutting max cutting depth 5"

Wheel Diameter	14"
Max. Cutting Depth	5"
No Load Speed	5,300 RPM
Arbor w/ Adaptor	20mm/1" adaptor
Net Weight (with battery)	31.1 lbs.



XGT® 80V max **8.0. BATTERY**
GEC01PL **GEC01Z** **Z**

80V max (40V max X2) XGT® Brushless 14" Power Cutter Kit

75.6cc Gas Power with up to 25% Faster Cutting max cutting depth 5"

Wheel Diameter	14"
Max. Cutting Depth	5"
No Load Speed	5,300 RPM
Arbor w/ Adaptor	20mm/1" adaptor
Net Weight (with battery)	31.1 lbs.

METALWORKING



XGT® 40V max **4.0. BATTERY**
GSC01M1 **GSC01Z** **Z**

40V max XGT® Brushless 7-1/4" Metal Cutting Saw Kit, with Chip Collector

7-1/4" Metal Cutting Saw with 2-5/8" cutting capacity and up to 2X faster cutting

Blade Diameter	7-1/4"
Max. Cutting Capacity	2-5/8"
Overall Length	13-3/4"
Electric Brake	Yes
Built-in light	Yes



XGT® 40V max **4.0. BATTERY**
GBP01M1 **GBP01Z** **Z**

40V max XGT® Brushless Deep Cut Portable Band Saw Kit

High Power Deep Cut portable band saw delivers 5" x 5" cutting capacity and up to 2X faster cutting

Max. Cutting Capacity	Rectangular Workpiece (5" x 5"), Round Workpiece (5")
Blade Length	44-7/8"
Maximum Speed (ft./min.)	630 ft./min.
Variable speed dial	Yes
Built-in light	Yes



XGT® 40V max **AFT®** **4.0. BATTERY**
GAG01M1 **GAG01Z** **Z**

40V max XGT® Brushless 4-1/2" / 5" Angle Grinder Kit, with Electric Brake

13 Amp Corded Power angle grinder with Active Feedback-sensing Technology (AFT®) slide switch lock-on design and Electric Brake

Wheel Diameter	5"
No Load Speed	8,500 RPM
Spindle Type	5/8" - 11 UNC
Switch Type	Body grip/slide
Variable speed dial	No



XGT® 40V max **AFT®** **4.0. BATTERY**
GAG03M1 **GAG03Z** **Z**

40V max XGT® Brushless 4-1/2" / 5" Paddle Switch Angle Grinder Kit, with Electric Brake

13 Amp Corded Power angle grinder with Active Feedback-sensing Technology (AFT®) paddle switch design and Electric Brake

Wheel Diameter	5"
No Load Speed	8,500 RPM
Spindle Type	5/8" - 11 UNC
Switch Type	Body grip/paddle
Variable speed dial	No



XGT® 40V max **AFT®** **4.0. BATTERY**
GAG04M1 **GAG04Z** **Z**

40V max XGT® Brushless 4-1/2" / 5" Angle Grinder Kit, with Electric Brake, AWS® Capable

13 Amp Corded Power angle grinder variable speed angle grinder with Active Feedback-sensing Technology (AFT®) slide switch lock-on design and Electric Brake

Wheel Diameter	5"
No Load Speed	8,500 RPM
Spindle Type	5/8" - 11 UNC
Switch Type	Body grip/slide
Variable speed dial	Yes



XGT® 40V max **AFT®** **4.0. BATTERY**
GAG06M1 **GAG06Z** **Z**

40V max XGT® Brushless 4-1/2" / 5" Paddle Switch Angle Grinder Kit, w/ Electric Brake, AWS® Capable

13 Amp Corded Power angle grinder variable speed angle grinder with Active Feedback-sensing Technology (AFT®) paddle design and Electric Brake

Wheel Diameter	5"
No Load Speed	8,500 RPM
Spindle Type	5/8" - 11 UNC
Switch Type	Body grip/paddle
Variable speed dial	Yes



GAG07Z shown

XGT® 40V max **AFT®** **4.0. BATTERY**
GAG07Z / GAG08Z **TOOL ONLY** **Z**

40V max XGT® Brushless 6" Angle Grinder, with Electric Brake

13 Amp Corded Power angle grinder with Active Feedback-sensing Technology (AFT®) slide switch lock-on design and Electric Brake

(GAG08Z features a paddle switch design)

Wheel Diameter	6"
No Load Speed	8,500 RPM
Spindle Type	5/8" - 11 UNC
Switch Type	Body grip/slide
Variable speed dial	No



XGT® 40V max **AFT®** **4.0. BATTERY**
GAG10M1 **GAG10Z** **Z**

40V max XGT® Brushless 7" / 9" Paddle Switch Angle Grinder Kit, with Electric Brake, AWS® Capable

Corded Power large angle grinder with Active Feedback-sensing Technology (AFT®) paddle switch design and Electric Brake

Wheel Diameter	9"
No Load Speed	6,600 RPM
Spindle Type	5/8" - 11 UNC
Switch Type	Body grip/paddle
Variable speed dial	No

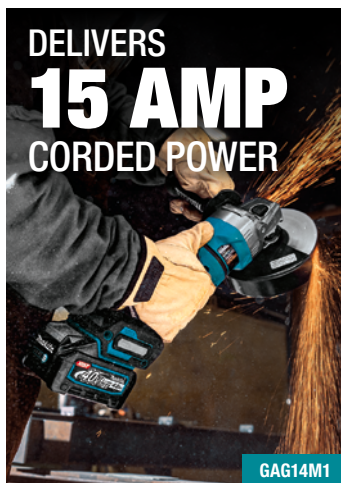


XLOCK
XGT® 40V max **AFT®** **4.0. BATTERY**
GAG11M1 **GAG11Z** **Z**

40V max XGT® Brushless 4-1/2" / 5" X-LOCK Angle Grinder Kit, with Electric Brake, AWS® Capable

13 Amp Corded Power X-LOCK® angle grinder with Active Feedback-sensing Technology (AFT®) paddle switch design and Electric Brake

Wheel Diameter	5"
No Load Speed	8,500 RPM
Spindle Type	X-LOCK
Switch Type	Body grip/slide
Variable speed dial	Yes



GAG14M1



XGT® 40V max **AFT®** **4.0. BATTERY**
GAG14M1 **GAG14Z** **Z**

40V max XGT® Brushless 4-1/2" / 6" Paddle Switch Angle Grinder Kit, with Electric Brake

15 Amp Corded High Power angle grinder with Active Feedback-sensing Technology (AFT®) paddle switch design and Electric Brake

Wheel Diameter	6"
No Load Speed	9,000 RPM
Spindle Type	5/8" - 11 UNC
Switch Type	Body grip/paddle
Variable speed dial	No



XLOCK
XGT 40V max **AFT** **(BRAKE)**

GAG13M1 **GAG13Z**

40V max XGT® Brushless 4-1/2" / 5" X-LOCK Paddle Switch Angle Grinder Kit, with Electric Brake

13 Amp Corded Power X-LOCK® variable speed angle grinder with Active Feedback-sensing Technology (AFT®) paddle switch design and Electric Brake

Wheel Diameter	5"
No Load Speed	8,500 RPM
Spindle Type	X-LOCK
Switch Type	Body grip/paddle
Variable speed dial	No



XGT 40V max **AVT** **AFT** **4.0.0 BATTERY**

GRH08M1 **GRH08Z**

40V max XGT® Brushless 1-3/16" SDS-PLUS AVT® Rotary Hammer Kit, AFT®, AWS® Capable

1-13/16" SDS-Plus Higher Power Rotary Hammer delivers 2.9 ft. lbs. of Impact Energy 0-840 RPM, 0-4,500 BPM

Max. Capacity (concrete drilling)	1-3/16"
Optimum Range (concrete drilling)	3/16" - 3/4"
Impact Energy	2.9 ft.lbs. / 3.9 J
Blows Per Minute (variable speed)	0 - 4,500 BPM
No Load Speed (variable speed)	0 - 840 RPM



XGT 40V max **AVT** **AFT** **4.0.0 BATTERY**

GRH07M1W **GRH07ZW**

40V max XGT® Brushless 1-1/8" SDS-PLUS AVT Rotary Hammer (D-Handle) Kit w/ Dust Extractor, AWS Capable

1-1/8" SDS-Plus Higher Power Rotary Hammer delivers 2.7 ft. lbs. of Impact Energy 0-980 RPM, 0-5000 BPM with Dust Extractor

Max. Capacity (concrete drilling)	1-1/8"
Optimum Range (concrete drilling)	3/16" - 3/4"
Impact Energy	2.7 ft.lbs. / 3.7 J
Blows Per Minute (variable speed)	0 - 5,000 BPM
No Load Speed (variable speed)	0 - 980 RPM



XGT 40V max **AVT** **4.0.0 BATTERY**

GMH01M1 **GMH01Z**

40V max XGT® Brushless 15 lb. SDS-MAX AVT® Demolition Hammer Kit, AWS® Capable

15 lb. SDS-MAX Higher Power Demolition Hammer delivers 8.9 ft.lbs. of Impact Energy 0-2,650 BPM

Net Weight	14.58 lbs.
Blows Per Minute (variable speed)	0 - 2,650 BPM
Impact Energy	8.9 ft.lbs. / 12.1 J
Overall Length	19-1/2"
Vibration Control	Yes

ROTARY HAMMERS



XGT 80V max **AVT** **AFT** **4.0.0 BATTERY**

GRH06PM **GRH06Z**

80V max (40V max X2) XGT® Brushless 2" SDS-MAX AVT® Rotary Hammer Kit, AWS® Capable

2" High Power SDS-Max Rotary Hammer delivers 15.7 ft. lbs. of Impact Energy 150-310 RPM, 1,100-2,250 BPM

Max. Capacity (concrete drilling)	2"
Optimum Range (concrete drilling)	3/4" - 1-9/16"
Impact Energy	15.7 ft.lbs. / 21.4 J
Blows Per Minute (variable speed)	1,100 - 2,250 BPM
No Load Speed (variable speed)	150 - 310 RPM



XGT 40V max **AVT** **AFT** **4.0.0 BATTERY**

GRH09M1 **GRH09Z**

40V max XGT® Brushless 1-3/16" SDS-PLUS AVT Rotary Hammer Kit, w/ Interchangeable Chuck, AWS Capable

1-13/16" SDS-Plus Interchangeable Chuck Higher Power Rotary Hammer delivers 2.9 ft. lbs. of Impact Energy 0-840 RPM, 0-4,500 BPM

Max. Capacity (concrete drilling)	1-3/16"
Optimum Range (concrete drilling)	3/16" - 3/4"
Impact Energy	2.9 ft.lbs. / 3.9 J
Blows Per Minute (variable speed)	0 - 4,500 BPM
No Load Speed (variable speed)	0 - 840 RPM



XGT 40V max **AVT** **AFT** **4.0.0 BATTERY**

GRH07M1 **GRH07Z**

40V max XGT® Brushless 1-1/8" SDS-PLUS AVT® Rotary Hammer (D-Handle) Kit, AFT®, AWS® Capable

1-1/8" SDS-Plus Higher Power Rotary Hammer delivers 2.7 ft. lbs. of Impact Energy 0-980 RPM, 0-5000 BPM

Max. Capacity (concrete drilling)	1-1/8"
Optimum Range (concrete drilling)	3/16" - 3/4"
Impact Energy	2.7 ft.lbs. / 3.7 J
Blows Per Minute (variable speed)	0 - 5,000 BPM
No Load Speed (variable speed)	0 - 980 RPM

CONCRETE VIBRATORS



XGT 40V max **4.0.0 BATTERY**

GRV02L1 **GRV02Z**

40V max XGT® Brushless 8' Concrete Vibrator Kit

High Power vibrator delivers up to 15,500 VPM with a 8' shaft length

No Load Vibrations/Min.	15,500
Vibrator Head Diameter	Diameter (1-1/2"), Length (8-11/16")
Shaft Length	88"
Overall Length	99"
Net Weight (with battery)	7.7 lbs.



XGT 40V max **AVT** **AFT** **4.0.0 BATTERY**

GRH05M1 **GRH05Z**

40V max XGT® Brushless 1-9/16" SDS-MAX AVT® Rotary Hammer Kit, AFT®, AWS® Capable

1-9/16" High Power SDS-Max Rotary Hammer delivers 8.4 ft. lbs. of Impact Energy 250-500 RPM, 1,450-2,900 BPM

Max. Capacity (concrete drilling)	1-9/16"
Optimum Range (concrete drilling)	5/8" - 1-1/4"
Impact Energy	8.4 ft.lbs. / 11.4 J
Blows Per Minute (variable speed)	1,450 - 2,900 BPM
No Load Speed (variable speed)	250 - 500 RPM



XGT 40V max **AVT** **AFT** **4.0.0 BATTERY**

GRH01M1W **GRH01ZW**

40V max XGT® Brushless 1-1/8" SDS-PLUS AVT® Rotary Hammer Kit with Dust Extractor, AFT®, AWS Capable

1-1/8" SDS-Plus Higher Power Rotary Hammer delivers 2.8 ft. lbs. of Impact Energy 0-980 RPM, 0-5000 BPM with Dust Extractor

Max. Capacity (concrete drilling)	1-1/8"
Impact Energy	2.8 ft.lbs. / 3.2 J
Blows Per Minute (variable speed)	0 - 5,000 BPM
No Load Speed (variable speed)	0 - 980 RPM
Optimum Range (concrete drilling)	3/16" - 3/4"



XGT 40V max **AVT** **AFT** **2.5.0 BATTERY**

GRH10D1W **GRH10Z**

40V max XGT® Brushless 13/16" SDS-PLUS AVT® Rotary Hammer Kit with Dust Extractor, AFT, AWS Capable

13/16" SDS-Plus Higher Power Compact Rotary Hammer delivers 1.5 ft. lbs. of Impact Energy 0-840 RPM, 0-5000 BPM with Dust Extractor

Max. Capacity (concrete drilling)	13/16"
Optimum Range (concrete drilling)	3/16" - 1/2"
Impact Energy	1.5 ft.lbs. / 2.1 J
Blows Per Minute (variable speed)	0 - 5,000 BPM
No Load Speed (variable speed)	0 - 840 RPM



XGT 40V max **AVT** **AFT** **4.0.0 BATTERY**

GRH08M1W **GRH08ZW**

40V max XGT® Brushless 1-3/16" SDS-PLUS AVT® Rotary Hammer Kit with Dust Extractor, AFT, AWS Capable

1-13/16" SDS-Plus Higher Power Rotary Hammer delivers 2.9 ft. lbs. of Impact Energy 0-840 RPM, 0-4,500 BPM with Dust Extractor

Max. Capacity (concrete drilling)	1-3/16"
Optimum Range (concrete drilling)	3/16" - 3/4"
Impact Energy	2.9 ft.lbs. / 3.9 J
Blows Per Minute (variable speed)	0 - 4,500 BPM
No Load Speed (variable speed)	0 - 840 RPM



XGT 40V max **AVT** **AFT** **4.0.0 BATTERY**

GRH01M1 / GRH02M1 **GRH01Z** **GRH02Z**

40V max XGT® Brushless 1-1/8" SDS-PLUS AVT® Rotary Hammer Kit, AFT®, AWS® Capable

1-1/8" SDS-Plus Higher Power Rotary Hammer delivers 2.8 ft. lbs. of Impact Energy 0-980 RPM, 0-5000 BPM (GRH02 features an interchangeable chuck)

Max. Capacity (concrete drilling)	1-1/8"
Impact Energy	2.8 ft.lbs. / 3.2 J
Blows Per Minute (variable speed)	0 - 5,000 BPM
No Load Speed (variable speed)	0 - 980 RPM
Optimum Range (concrete drilling)	3/16" - 3/4"

DEMOLITION HAMMERS



XGT 80V max **AVT** **4.0.0 BATTERY**

GMH02PM **GMH02Z**

80V max (40V max X2) XGT® Brushless 28 lb. SDS-MAX AVT® Demolition Hammer Kit, AWS® Capable

28 lb. SDS-MAX Higher Power Demolition Hammer delivers 20.2 ft.lbs. of Impact Energy 0-2,650 BPM

Net Weight	27.98 lbs.
Blows Per Minute (variable speed)	950 - 1,900 BPM ft.lbs. / 20.2
Impact Energy (Joules)	27.5 J
Overall Length	22-5/8"
Vibration Control	Yes

CONCRETE MIXER



XGT 40V max **4.0.0 BATTERY**

GTU01M1 **GTU01Z**

40V max XGT® Brushless 1/2" Mixer Kit

High Power dual handle mixer covers a variety of mixing applications

Chuck Size	1/2"
No Load Speed (var. 2 spd)	0 - 500 / 0 - 920 RPM
Variable speed dial	Yes
Soft start	Yes
Lock-On Switch	Yes



XGT® CLEANING, SPECIALTY & LIFESTYLE

COMPACT VACUUMS



XGT 40V max **HEPA filter** **4.0. BATTERY**

GLC01M1 **GLC01Z** **Z**

40V max XGT® Brushless 4-Speed HEPA Filter Compact Stick Vacuum Kit

125W of suction power (42 CFM, 84" water lift) in black, 4-speed push button with bagless canister and HEPA filter

Stick Vacuum Type	Bagless Canister
Switch Type (Stick Vacuums)	4-Speed Push Button
Air Flow Rate	42 CFM
Static Water Lift	84"
Capacity (Liters)	.75L



XGT 40V max **HEPA filter** **4.0. BATTERY**

GLC01R1 **GLC01Z** **Z**

40V max XGT® Brushless 4-Speed HEPA Filter Compact Stick Vacuum Kit

125W of suction power (42 CFM, 84" water lift) in black, 4-speed push button with bagless canister and HEPA filter

Stick Vacuum Type	Bagless Canister
Switch Type (Stick Vacuums)	4-Speed Push Button
Air Flow Rate	42 CFM
Static Water Lift	84"
Capacity (Liters)	.75L



XGT 40V max **2.0. BATTERY**

GLC02R1 **GLC02Z** **Z**

40V max XGT® Brushless 4-Speed Compact Stick Vacuum Kit, w/ Dust Bag

125W of suction power (42 CFM, 84" water lift) in white, 4-speed push button with disposable paper or reusable cloth dust bag for dust-free debris disposal

Stick Vacuum Type	Dust Bag (Reusable or Disposable)
Switch Type (Stick Vacuums)	4-Speed Push Button
Air Flow Rate	42 CFM
Static Water Lift	84"
Capacity (Liters)	.5L



XGT 40V max **HEPA filter** **2.0. BATTERY**

GLC03R1 **GLC03Z** **Z**

40V max XGT® Brushless Cordless Cyclonic 4-Speed HEPA Filter Compact Stick Vacuum Kit

100W of suction power (35CFM, 80" water lift) in white, 4-speed push button with cyclonic bagless canister with powerful cyclonic action that separates dust particles for 6X longer filter life on HEPA filter

Stick Vacuum Type	Cyclonic Bagless Canister
Switch Type (Stick Vacuums)	4-Speed Push Button
Air Flow Rate	35 CFM
Static Water Lift	80"
Capacity (Liters)	.25L

CANISTER VACUUMS

OVER **2X SUCTION POWER**
173 CFM & 72.3" WATER LIFT

GCV07PMU



XGT 80V max **HEPA filter** **AWS** **4.0. BATTERY**

GCV07PMU **GCV07ZU** **Z**

80V max (40V max X2) XGT® Brushless 10 Gallon HEPA Filter Wet/Dry Dust Extractor/Vacuum Kit, AWS®

Large capacity 10 gallon AWS® Bluetooth® HEPA filter wet/dry canister vacuum/dust extractor designed for maneuverability in industrial construction cleaning and dust management (AWS® transmitter included)

Dry Capacity	10.6 gal
Wet Capacity	7.9 gal
Air Flow Rate	173 CFM
Static Water Lift	72.3"
HEPA filter	Yes



XGT 40V max **HEPA filter** **AWS** **4.0. BATTERY**

GCV04PMUX **GCV04ZUX** **Z**

40V max XGT® Brushless 4 Gallon HEPA Filter Dry Dust Extractor Kit, AWS®

Compact 4 gallon AWS® Bluetooth® HEPA filter dry canister dust extractor designed for maneuverability in industrial construction dust management (AWS® transmitter included)

Dry Capacity	4 gal
Air Flow Rate	148 CFM
Static Water Lift	92"
HEPA filter	Yes
Automatic-start Wireless System (AWS®)	Yes (Transmitter Included)



XGT 40V max **HEPA filter** **AWS** **4.0. BATTERY**

GCV04PMX **GCV04ZX** **Z**

40V max XGT® Brushless 4 Gallon HEPA Filter Dry Dust Extractor Kit, AWS® Capable

Compact 4 gallon AWS® Capable Bluetooth® HEPA filter dry canister dust extractor designed for maneuverability in industrial construction dust management (AWS® transmitter sold separately)

Dry Capacity	4 gal
Air Flow Rate	148 CFM
Static Water Lift	92"
HEPA filter	Yes
Automatic-start Wireless System (AWS®)	Capable (transmitter sold separately)



XGT 40V max **HEPA filter** **AWS** **4.0. BATTERY**

GCV02PMU **GCV02ZU** **Z**

40V max XGT® Brushless 2.1 Gallon HEPA Filter Dry Dust Extractor Kit, AWS®

Compact 2 gallon AWS® Bluetooth® HEPA filter dry canister dust extractor designed for maneuverability in industrial construction dust management (AWS® transmitter included)

Dry Capacity	2.1 gal
Air Flow Rate	148 CFM
Static Water Lift	92"
HEPA filter	Yes
Automatic-start Wireless System (AWS®)	Yes (Transmitter Included)



XGT 40V max **HEPA filter** **AWS** **4.0. BATTERY**

GCV02PMX **GCV02ZX** **Z**

40V max XGT® Brushless 2.1 Gallon HEPA Filter Dry Dust Extractor Kit, AWS® Capable

Compact 2 gallon AWS® Capable Bluetooth® HEPA filter dry canister dust extractor designed for maneuverability in industrial construction dust management (AWS® transmitter sold separately)

Dry Capacity	2.1 gal
Air Flow Rate	148 CFM
Static Water Lift	92"
HEPA filter	Yes
Automatic-start Wireless System (AWS®)	Capable (transmitter sold separately)



XGT 40V max **4.0. BATTERY**

GCV03PM **GCV03Z** **Z**

40V max XGT® Brushless 4 Gallon Wet/Dry Dust Extractor/Vacuum Kit

Compact 4 gallon wet/dry canister vacuum designed for maneuverability in janitorial and industrial construction cleaning

Dry Capacity	4 gal
Wet Capacity	3.2 gal
Air Flow Rate	148 CFM
Static Water Lift	92"
HEPA filter	No



XGT 40V max **4.0. BATTERY**

GCV01PM **GCV01Z** **Z**

40V max XGT® Brushless 2.1 Gallon Wet/Dry Dust Extractor/Vacuum Kit

Compact 2 gallon wet/dry canister vacuum designed for maneuverability in janitorial and industrial construction cleaning

Dry Capacity	2.1 gal
Wet Capacity	1.6 gal
Air Flow Rate	148 CFM
Static Water Lift	92"
HEPA filter	No



XGT 40V max **HEPA filter** **AWS** **5.0. BATTERY**

GCV06T1 **GCV06Z** **Z**

40V max XGT® Brushless 1/2 Gallon HEPA Filter Backpack Dry Dust Extractor Kit, AWS® Capable

Compact 1/2 gallon HEPA filter backpack dust extractor for ultimate portability navigating obstacles, overhead work and limited space in industrial construction dust management

Capacity (Gallons)	.5 gal
Air Flow Rate	67 CFM
Static Water Lift	72"
HEPA filter	Yes
Automatic-start Wireless System (AWS®)	Capable (transmitter sold separately)



XGT 40V max **4.0. BATTERY**

GCV08PM

40V max XGT® Brushless 6 Quart HEPA Filter Dry Backpack Vacuum Kit

6 quart HEPA filter backpack with portable design for navigating obstacles, overhead cleaning and limited space in janitorial cleaning

Capacity	6 qt.
Air Flow Rate	85 CFM
Static Water Lift	80"
HEPA filter	Yes
Automatic-start Wireless System (AWS®)	No



XGT 40V max **HEPA filter** **5.0. BATTERY**

GCV05T1X **GCV05ZX** **Z**

40V max XGT® Brushless 2 Quart HEPA Filter Dry Backpack Vacuum Kit

Compact 2 quart HEPA filter backpack vacuum for ultimate portability navigating obstacles, overhead cleaning and limited space in janitorial cleaning

Capacity (Quarts)	2 qt.
Air Flow Rate	85 CFM
Static Water Lift	72"
HEPA filter	Yes
Automatic-start Wireless System (AWS®)	No



XGT 40V max **HEPA filter** **8.0. BATTERY**

GCV09L1 **GCV09Z** **Z**

40V max XGT® Brushless 1.3 Gallon HEPA Filter 15" Upright Vacuum Kit

CRI Gold Seal of Approval certified by the Carpet and Rug Institute for commercial use with 15" cleaning path, HEPA filter and cordless mobility delivering maximum productivity covering more space in less time

Capacity (Gallons)	1.3 gal.
Cleaning Width	15"
Air Flow Rate	64 CFM
Static Water Lift	60"
HEPA filter	Yes

SPECIALTY TOOLS



GSA01Z TOOL ONLY **Z**

40V max XGT® Brushless High Speed Dust Blower

4 Digital controlled speeds delivers up to 447 MPH and 39 CFM

Max. Air Velocity	447 MPH
Max. Air Volume	39 CFM
Blower Type	Handheld
Lock On Switch	Yes
Overall Length	7-1/8"



GVP01M1 **GVP01Z** **Z**

40V max XGT® Brushless 7" Polisher Kit

7" variable speed polisher with 0-2,200 RPM

Pad Size (round)	7"
No Load Speed (variable speed)	0 - 2,200 RPM
Constant speed control	Yes
Net Weight (with battery)	7.69 lbs.
Variable speed dial	Yes



UP TO
1,300 PSI
OF POWER



GWH01Z



GWH01Z TOOL ONLY **Z**

40V max XGT® 1300 PSI 1.5 GPM Pressure Washer

Delivers up to 1300 PSI and 1.5 GPM without the hassles of power cords with self priming design able to pull from fresh water source with siphoning hose or attaches to garden hose

Maximum Pressure	1,300 PSI
Flow Rate (Gallons per Min)	1.5
Dimensions (LxWxH)	13-1/2" x 15-1/8" x 20-1/2"
Net Weight (with battery)	24.5 lbs.

JOB SITE RADIOS



GRM01 TOOL ONLY **Z**

40V max XGT® Job Site Radio

Job site radio with two powerful 3.5" side-firing speakers, compatible with CXT, LXT, and XGT Batteries

Bluetooth®	No
Digital Tuner	FM/AM
Auxiliary Port	Yes
AC Adapter Included	Yes
MP3 Compatible	Yes



GRM02 TOOL ONLY **Z**

40V max XGT® Bluetooth® Job Site Radio

Bluetooth job site radio with two powerful 3.5" side-firing speakers, compatible with CXT, LXT, and XGT Batteries

Bluetooth®	Yes
Digital Tuner	FM/AM
Auxiliary Port	Yes
AC Adapter Included	Yes
MP3 Compatible	Yes



GRM03 TOOL ONLY **Z**

40V max XGT® Bluetooth® Job Site Radio

Job site radio with two powerful 2.5" side-firing speakers, 4" bottom firing subwoofer, and compatible with CXT, LXT, and XGT Batteries

Bluetooth®	Yes
Digital Tuner	FM/AM
Auxiliary Port	Yes
AC Adapter Included	Yes
MP3 Compatible	Yes



GRM04 TOOL ONLY **Z**

40V max XGT® Lantern with Radio

Lantern radio provides 360° Illumination, premium sound quality, and bluetooth connectivity

Run Time (max. in hours)	21
Battery	40V max XGT® Lithium-Ion
Lumens (high/low)	310 / 100 lm
Bulb	20 LED
Overall Length	5"

JOB SITE FANS



DELIVERS
UP TO
740 CFM
ON HIGH SETTING

CF002GZ



CF002GZ TOOL ONLY **Z**

40V max XGT® 13" Fan

Powerful 13" fan with three speed settings, manual tilt 90° Up, 45° Down and 45° Oscillation for Tailored Comfort

Max. Air Volume	740 CFM
Run Time (max. in hours)	17
AC Adapter Included	Yes
Speed Settings	3
Sound Rating (decibels)	52 dB(A)



CF001GZ TOOL ONLY **Z**

40V max XGT® 9-1/4" Fan

Variable 9-1/4" fan with three speed settings, manual tilt 90° Up, 45° Down and 45° Oscillation for Tailored Comfort

Max. Air Volume	290 CFM
Run Time (max. in hours)	19.33
AC Adapter Included	Yes
Speed Settings	3
Sound Rating (decibels)	48 dB(A)



CF003GZ TOOL ONLY **Z**

40V max XGT® / 18V LXT® 17-3/4" Fan

Powerful 17-3/4" fan with three speed settings, manual tilt 90° Up, 45° Down and 45° Oscillation for Tailored Comfort

Max. Air Volume	4,237 CFM
Run Time (max. in minutes)	230
AC Adapter Included	Yes
Speed Settings	3
Sound Rating (decibels)	55 dB(A)

HOT WATER KETTLE



BOILS 27 oz.
OF WATER IN 8 MIN.
Using (1) 4.0Ah 40V XGT® Battery

GTK01Z



GTK01Z TOOL ONLY **Z**

40V max XGT® Hot Water Kettle

Boils 27 oz. of water in 8 minutes

Battery	40V max XGT® Lithium-Ion
Power Type	Cordless
Net Weight (with battery)	9.05 lbs.
Dimensions (LxWxH)	9-1/8" x 12-5/8" x 12-1/8"
Shipping Weight	9.22 lbs.

HIGH PRESSURE INFLATOR



MP001GZ01 TOOL ONLY **Z**

40V max XGT® High-Pressure Inflator

Powerful high-volume pump for faster inflation; delivers up to 160 PSI

Max Air Pressure (PSI)	160
Hose Length (in.)	25"
LED light	Yes
Net Weight (with battery, sold separately)	6.4 lbs.
Dimensions (LxWxH)	12-5/8" x 4-1/4" x 9-1/8"

JOB SITE LIGHTING



ML001G TOOL ONLY **Z**

40V max XGT® Cordless L.E.D. Flashlight

4 L.E.D. flashlight provides 160 lumens

Run Time (max. in hours)	55
Battery	40V max XGT® Lithium-Ion
Lumens	160
Bulb	4 LED
Overall Length	11-1/4"

JOB SITE LIGHTING Contd.



XGT 40V max

ML002G **TOOL ONLY** **Z**

40V max XGT® Cordless L.E.D. Lantern/Flashlight

360° lantern mode provides 710 lumens; 180° lantern mode provides 340 lumens; flashlight mode provides 130 lumens

Run Time (max. in hours)	16
Battery	40V max XGT® Lithium-Ion
Lumens	710
Bulb	20 LED
Overall Length	17"



XGT 40V max
LXT 18V

ML003G **TOOL ONLY** **Z**

40V max XGT® / 18V LXT® Cordless L.E.D. Work Light

2-mode operation: delivers 1,100 lumens on High and 450 lumens on Low

Run Time (max. in hours)	22
Battery	40V max XGT® Lithium-Ion
Lumens (high/low)	1,100 / 450 lm
Bulb	20 LED
AC Adapter Included	Yes



XGT 40V max
LXT 18V

ML005G **TOOL ONLY** **Z**

40V max XGT® / 18V LXT® Cordless Work Light, Light Only

3-mode operation: delivers 3,600 lumens on High, 1,800 lumens on Medium, and 900 lumens on Low

Run Time (high/med/low)	3.5 / 7.5 / 15 hrs
Battery	40V max XGT® Lithium-Ion
Lumens (high/med/low)	3,600 / 1,800 / 900 lm
Voltage	40V
AC Adapter Included	Yes



XGT 40V max

ML006G **TOOL ONLY** **Z**

40V max XGT® 18 L.E.D. Flashlight

18 L.E.D. flashlight provides 500 lumens on high

Run Time (high/med/low)	500 / 250 / 100 hrs
Battery	40V max XGT® Lithium-Ion
Lumens (high/med/low)	500 / 250 / 100 lm
Bulb	18 LED
Overall Length	15-3/4"



XGT 40V max

ML007G **TOOL ONLY**

40V max XGT® L.E.D. Flashlight / Spotlight

4-mode operation: delivering 600 lumens on Spot, 1,000 lumens on Flood, 1,250 lumens on Spot/Flood, and Strobe mode

Lumens (high/med/low)	1,250 / 1,000 / 600 lm
Run Time (high/med/low)	7.5 / 10 / 10 hrs
Dimensions (LxWxH)	5-1/4" x 4-3/4" x 13"
Net Weight (with battery, sold separately)	1.6 lbs.
Pivoting Light	Yes



XGT 40V max
LXT 18V

ML009G **TOOL ONLY**

40V max XGT® / 18V LXT® Cordless Work Light, Light Only

3-mode operation: delivers 10,000 lumens on High, 4,000 lumens on medium, and 2,000 lumens on Low

Run Time (high/med/low)	2.4 / 6.5 / 14 hrs
System	40V max XGT®, 18V LXT®
Lumens (high/med/low)	10,000 / 4,000 / 2,000 lm
Cordless/Corded	Cordless/Cordless Operation
AC Adapter Included	Yes



XGT 40V max

ML010G **TOOL ONLY**

40V max XGT® Upright L.E.D. Area Light

Versatile, Self-Righting Light: Corded/Cordless operation, LXT/XGT Compatibility, 5,500 Lumens, 360°/180° Views, Chainable with up to 8 other lights

Lumens (high/med/low)	5,500 / 3,000 / 1,500 lm
Run Time (high/med/low)	7.5 / 12 / 24 hrs
System	40V max XGT®, 18V LXT®
Cordless/Corded	Cordless
AC Adapter Included	Yes



XGT 40V max

ML011G **TOOL ONLY**

40V max XGT Compact L.E.D. Compact Flashlight

3-mode operation: delivers up to 300 lumens (Top/Side lights), 150 lumens (Top light), 150 lumens (Side light)

Lumens (high/med/low)	300 / 150 / 150 lm
Run Time (max. in hours)	49
USB Power Port	1
Overall Length	4-1/4"
Auto shut off	Yes

40V LITHIUM-ION BATTERIES

XGT 40V max

BL4025 (1-Pack)

2.5 Ah

28 Minute Charge Time

40V max XGT® 2.5Ah Battery

Battery charge level with 4 bright green L.E.D. indicators allows the user to clearly see charge level



BL4040 (1-Pack)

4.0 Ah

45 Minute Charge Time

40V max XGT® 4.0Ah Battery

Battery charge level with 4 bright green L.E.D. indicators allows the user to clearly see charge level



BL4050F (1-Pack)

5.0 Ah

50 Minute Charge Time

40V max XGT® 5.0Ah Battery

Higher output power



BL4080F (1-Pack)

8.0 Ah

76 Minute Charge Time

40V max XGT® 8.0Ah Battery

Higher output power



40V LITHIUM-ION CHARGERS

XGT 40V max

DC40RA

40V max XGT® Rapid Optimum Charger

The XGT® Rapid Charger with dual-fan design circulates air through the battery to cool the battery and circuit board quickly for faster charging



DC40RB

40V max XGT® Dual Port Rapid Optimum Charger

Charges two batteries simultaneously



BL4040DC1

4.0 Ah

40V max XGT® Battery and Charger Starter Pack (4.0Ah)

Battery charge level with 4 bright green L.E.D. indicators allows the user to clearly see charge level



ADP10

18V LXT® Adapter for XGT® Chargers

Adapts 40V max XGT® chargers to charge 18V LXT® batteries (batteries not included)



ADP001G

40V max XGT® Power Source

2 USB ports provide quick and easy charging



CONVERT YOUR TRUCK TODAY

XGT® Outdoor Power Equipment has earned field-tested certification from the American Green Zone Alliance (AGZA).

AGZA is a global leader in zero-emission sustainable grounds maintenance strategies, and they test for the highest quality and best performing zero-emission lawncare equipment.



CHAIN SAWS



XGT 40V max		5.0Ah BATTERY
GCU04T1 / GCU04T		GCU04Z
40V max XGT® Brushless 18" Chain Saw Kit		
Power of a 42cc gas rear handle chain saw designed with high 25.5 mps chain speed, captured bar nuts and 18" bar and chain included		
(GCU04T includes (2) 5.0Ah batteries)		
Power Equivalency (cc Gas)	42	
Product Type (CS, PS)	Rear Handle, Captured Bar Nut	
Guide Bar Length	18"	
Pitch	3/8" LP	
Gauge	.050"	



XGT 40V max		5.0Ah BATTERY
GCU06T1 / GCU06T		GCU06Z
40V max XGT® Brushless 18" Chain Saw Kit		
Power of a 42cc gas rear handle chain saw designed with high 25.5 mps chain speed, tool-less chain tensioning and 18" bar and chain included		
(GCU06T includes (2) 5.0Ah batteries)		
Power Equivalency (cc Gas)	42	
Product Type (CS, PS)	Rear Handle, Tool-less	
Guide Bar Length	18"	
Pitch	3/8" LP	
Gauge	.050"	



XGT 40V max		4.0Ah BATTERY
GCU05M1 / GCU05T		GCU05Z
40V max XGT® Brushless 16" Chain Saw Kit		
Power of a 42cc gas rear handle chain saw designed with high 25.5 mps chain speed, tool-less chain tensioning and 16" bar and chain included		
(GCU05T includes (2) 5.0Ah batteries)		
Power Equivalency (cc Gas)	42	
Product Type (CS, PS)	Rear Handle, Tool-less	
Guide Bar Length	16"	
Pitch	3/8" LP	
Gauge	.050"	



XGT 40V max		4.0Ah BATTERY
GCU03M1 / GCU03T		GCU03Z
40V max XGT® Brushless 16" Chain Saw Kit		
Professional arborist chain saw featuring power of a 30cc gas top handle chain saw designed with high 24.8 mps chain speed, captured bar nut and 16" bar and chain included		
(GCU03T includes (2) 5.0Ah batteries)		
Power Equivalency (cc Gas)	30	
Product Type (CS, PS)	Top handle, Captured Bar Nut	
Guide Bar Length	16"	
Pitch	3/8" LP	
Gauge	.043"	



XGT 40V max		4.0Ah BATTERY
GCU02M1 / GCU02T		GCU02Z
40V max XGT® Brushless 14" Chain Saw Kit		
Professional arborist chain saw featuring power of a 30cc gas top handle chain saw designed with high 24.8 mps chain speed, captured bar nut and 14" bar and chain included		
(GCU02T includes (2) 5.0Ah batteries)		
Power Equivalency (cc Gas)	30	
Product Type (CS, PS)	Top handle, Captured Bar Nut	
Guide Bar Length	14"	
Pitch	3/8" LP	
Gauge	.043"	



XGT 40V max		4.0Ah BATTERY
GCU01M1 / GCU01T		GCU01Z
40V max XGT® Brushless 12" Chain Saw Kit		
Professional arborist chain saw featuring power of a 30cc gas top handle chain saw designed with high 24.8 mps chain speed, captured bar nut and 12" bar and chain included		
(GCU01T includes (2) 5.0Ah batteries)		
Power Equivalency (cc Gas)	30	
Product Type (CS, PS)	Top handle, Captured Bar Nut	
Guide Bar Length	12"	
Pitch	3/8" LP	
Gauge	.043"	



XGT 40V max		4.0Ah BATTERY
GAU02M1 / GAU02T		GAU02Z
40V max XGT® Brushless 10" Telescoping Pole Saw Kit, 13' Length		
Power of a 35cc gas pole saw with 9 ft. to 13 ft. telescoping shaft and 10" bar and chain included		
(GAU02T includes (2) 5.0Ah batteries)		
Power Equivalency (cc Gas)	35	
Product Type (CS, PS)	Telescoping 9'-13'	
Guide Bar Length	10"	
Pitch	3/8" LP	
Gauge	.050"	



XGT 40V max		4.0Ah BATTERY
GAU01M1 / GAU01T		GAU01Z
40V max XGT® Brushless 10" Pole Saw Kit, 8' Length		
Power of a 35cc gas pole saw with 8 ft. fixed shaft and 10" bar and chain included		
(GAU01T includes (2) 5.0Ah batteries)		
Power Equivalency (cc Gas)	35	
Product Type (CS, PS)	Fixed 8'	
Guide Bar Length	10"	
Pitch	3/8" LP	
Gauge	.050"	

BLOWERS



XGT 40V max		4.0Ah BATTERY
GBU01M1 / GBU01T		GBU01Z
40V max XGT® Brushless Blower Kit		
Up to 44% more blowing force than 24.5cc gas with in-line fan design for premium balance and ergonomics features 0-100% cruise control lever for power and run time management		
(GBU01T includes (2) 5.0Ah batteries)		
Max. Air Volume	565 CFM	
Max. Air Velocity	143 MPH	
Sound Pressure (per Ansi B175.2 standard)	61 dB(A)	
Overall Length	36"	
Net Weight (with battery)	7.5 lbs.	



XGT 40V max		8.0Ah BATTERY
GMP01PL		GMP01Z
40V max XGT® Brushless 4 Gallon Backpack Mist Blower Kit		
Power of 63cc gas designed for use with insecticides, herbicides, fungicides and fertilizers		
Power Equivalency (cc Gas)	63	
Capacity (Gallons)	4 gal.	
Max. Horizontal Spraying Range (ft)	46	
Max. Air Volume	505 CFM	
Max. Air Velocity	143 MPH	

STRING TRIMMERS

SEE PAGE 34 FOR A LIST OF ATTACHMENTS



XGT 40V max		4.0Ah BATTERY
GUX01JM1X1 / JTX1		GUX01ZX1
40V max XGT® Brushless Couple Shaft Power Head Kit with 17" String Trimmer Attachment		
Couple shaft power head features power of a 30cc gas power head and includes 17" string trimmer attachment		
(GUX01JTX1 includes (2) 5.0Ah batteries)		
Power Equivalency (cc Gas)	30	
Shaft Type	Multi-tool attachment	
Cutting Swath	17"	
No Load Speed (var. 3 spd.)	0 - 4,200 / 0 - 6,000 / 0 - 7,100 RPM	
Arbor Shaft	M10 x 1.25 LH	



XGT 40V max		TOOL ONLY
GUX01Z		
40V max XGT® Brushless Couple Shaft Power Head		
Couple shaft power head features power of a 30cc gas power head		
Power Equivalency (cc Gas)	30	
Shaft Type	Multi-tool attachment	
No Load Speed (var. 3 spd.)	0 - 5,700 / 0 - 8,200 / 0 - 9,700 RPM	
Overall Length	39-1/2"	
Net Weight (with battery)	9.9 lbs.	



XGT 40V max **4.0Ah BATTERY**

GRU07T **GRU07Z**

40V max XGT® Brushless 18" Dual Rotation, High Torque String Trimmer Kit

Dual clockwise or counterclockwise rotation, high torque power of a 30cc string trimmer designed with steel drive shaft and a 17" cutting swath and rapid load bump & feed trimmer head included

Power Equivalency (cc Gas)	35
Cutting Swath	18"
String Trimmer / Brush Cutter Type	Dual Rotation, High Torque, Loop Handle
No Load Speed (variable speed)	0 - 5,700 RPM
Arbor Shaft	M10 x 1.25 LH



XGT 40V max **4.0Ah BATTERY**

GRU04M1 / GRU04T **GRU04Z**

40V max XGT® Brushless 17" High Torque String Trimmer Kit

High torque power of a 30cc string trimmer designed with steel drive shaft and a 17" cutting swath and rapid load bump & feed trimmer head included

(GRU04T includes (2) 5.0Ah batteries)

Power Equivalency (cc Gas)	30
Cutting Swath	17"
String Trimmer / Brush Cutter Type	High Torque, Loop Handle
No Load Speed (var. 3 spd.)	0 - 4,000 / 0 - 4,600 / 0 - 6,000 RPM
Arbor Shaft	M10 x 1.25 LH



XGT 40V max **4.0Ah BATTERY**

GRU03M1 / GRU03T **GRU03Z**

40V max XGT® Brushless 17" String Trimmer Kit

Blade capable power of a 30cc string trimmer designed with steel drive shaft and a 17" cutting swath and rapid load bump & feed trimmer head included

(GRU03T includes (2) 5.0Ah batteries)

Power Equivalency (cc Gas)	30
Cutting Swath	17"
String Trimmer / Brush Cutter Type	Blade Capable, Loop Handle
No Load Speed (var. 3 spd.)	0 - 4,600 / 0 - 5,500 / 0 - 7,000 RPM
Arbor Shaft	M10 x 1.25 LH



XGT 40V max **4.0Ah BATTERY**

GRU01M1 / GRU01T **GRU01Z**

40V max XGT® Brushless 15" String Trimmer Kit

Power of a 25cc string trimmer designed with 15" cutting swath and rapid load bump & feed trimmer head included

(GRU01T includes (2) 5.0Ah batteries)

Power Equivalency (cc Gas)	25
Cutting Swath	15"
String Trimmer / Brush Cutter Type	Loop Handle
No Load Speed (var. 3 spd.)	0 - 3,500 / 0 - 5,300 / 0 - 6,500 RPM
Arbor Shaft	M10 x 1.25 LH

BRUSH CUTTERS



XGT 80V max **4.0Ah BATTERY**

GRU05PM **GRU05Z**

80V max (40V max X2) XGT® Brushless Brush Cutter Kit

Blade capable power of a 40cc brush cutter designed with steel drive shaft and 10" blade diameter (optional 19" cutting swath) and 10" blade included

Power Equivalency (cc Gas)	40
Blade Diameter	10"
String Trimmer / Brush Cutter Type	Blade Capable, Bike Handle
No Load Speed (var. 3 spd.)	0 - 3,500 / 0 - 5,000 / 0 - 6,400 RPM
Arbor Shaft	M10 x 1.25 LH



XGT 40V max **5.0Ah BATTERY**

GRU06T **GRU06Z**

40V max XGT® Brushless Brush Cutter Kit

Blade capable power of a 35cc brush cutter designed with steel drive shaft and 10" blade diameter (optional 18" cutting swath) and 10" blade included

Power Equivalency (cc Gas)	35
Blade Diameter	10"
String Trimmer / Brush Cutter Type	Blade Capable, Bike Handle
No Load Speed (variable speed)	0 - 6,700 RPM
Arbor Shaft	M10 x 1.25 LH



XGT 40V max **4.0Ah BATTERY**

GRU02M1 / GRU02T **GRU02Z**

40V max XGT® Brushless Brush Cutter Kit

Blade capable power of a 30cc brush cutter designed with steel drive shaft and 9" blade diameter (optional 17" cutting swath) and 9" blade included

(GRU02T includes (2) 5.0Ah batteries)

Power Equivalency (cc Gas)	30
Blade Diameter	9"
String Trimmer / Brush Cutter Type	Blade Capable, Bike Handle
No Load Speed (var. 3 spd.)	0 - 4,600 / 0 - 5,500 / 0 - 7,000 RPM
Arbor Shaft	M10 x 1.25 LH

HEDGE TRIMMERS



XGT 40V max **4.0Ah BATTERY**

GHU01M1 / GHU01T **GHU01Z**

40V max XGT® Brushless 24" Rough Cut Hedge Trimmer Kit

Cut branches up to 1" with power of 22.7cc gas double-sided 24" blade rough cut design with 33% more torque than gas for thick branches

(GHU01T includes (2) 5.0Ah batteries)

Power Equivalency (cc Gas)	22.7
Blade Length	24"
Blade Configuration	Double sided
Strokes Per Minute	4,000 SPM
Max. Branch Diameter	1"



XGT 40V max **4.0Ah BATTERY**

GHU02M1 / GHU02T **GHU02Z**

40V max XGT® Brushless 24" Hedge Trimmer Kit

Cut branches up to 7/8" with power of 22.7cc gas double-sided 24" blade with 5000 SPM for fine finished cutting

(GHU02T includes (2) 5.0Ah batteries)

Power Equivalency (cc Gas)	22.7
Blade Length	24"
Blade Configuration	Double sided
Strokes Per Minute	5,000 SPM
Max. Branch Diameter	7/8"



XGT 40V max **4.0Ah BATTERY**

GHU03M1 / GHU03T **GHU03Z**

40V max XGT® Brushless 30" Hedge Trimmer Kit

Cut branches up to 7/8" with power of 22.7cc gas double-sided 30" blade with 5000 SPM for fine finished cutting

(GHU03T includes (2) 5.0Ah batteries)

Power Equivalency (cc Gas)	22.7
Blade Length	30"
Blade Configuration	Double sided
Strokes Per Minute	5,000 SPM
Max. Branch Diameter	7/8"



XGT 40V max **4.0Ah BATTERY**

GHU04M1 / GHU04T **GHU04Z**

40V max XGT® Brushless 24" Single-Sided Hedge Trimmer Kit

Cut branches up to 11/16" with power of 22.7cc gas single-sided 24" blade with full-length debris shield for efficient collection and cleanup

(GHU04T includes (2) 5.0Ah batteries)

Power Equivalency (cc Gas)	22.7
Blade Length	24"
Blade Configuration	Single sided
Strokes Per Minute	5,000 SPM
Max. Branch Diameter	11/16"



XGT 40V max **4.0Ah BATTERY**

GHU05M1 / GHU05T **GHU05Z**

40V max XGT® Brushless 30" Single-Sided Hedge Trimmer Kit

Cut branches up to 11/16" with power of 22.7cc gas single-sided 30" blade with full-length debris shield for efficient collection and cleanup

(GHU05T includes (2) 5.0Ah batteries)

Power Equivalency (cc Gas)	22.7
Blade Length	30"
Blade Configuration	Single sided
Strokes Per Minute	5,000 SPM
Max. Branch Diameter	11/16"

LAWN MOWERS



XGT 40V max **8.0Ah BATTERY**

GML01PL **GML01Z**

40V max XGT® Brushless 21" Self-Propelled Commercial Lawn Mower Kit

High torque motor delivers gas performance high vacuum lift with 21" steel deck mower with self-propelled rear wheel drive that cuts up to 1-1/5" acre in 108 minutes or less with (2) 40V XGT® 8.0 Ah batteries

Cutting Width	21"
Deck Width	22"
Cutting Height Range	1-1/4" - 4"
Maximum Speed (RPM)	2,800
Bag Capacity (Bushels)	2



XGT 40V max **4.0Ah BATTERY**

GML01SM **GML01Z**

40V max XGT® Brushless 21" Self-Propelled Commercial Lawn Mower Kit

High torque motor delivers gas performance high vacuum lift with 21" steel deck mower with self-propelled rear wheel drive that cuts up to 3/5" acre in 54 minutes or less with (2) 40V XGT® 4.0 Ah batteries

Cutting Width	21"
Deck Width	22"
Cutting Height Range	1-1/4" - 4"
Maximum Speed (RPM)	2,800
Bag Capacity (Bushels)	2



XGT 40V max **4.0Ah BATTERY**

GVU01SM

40V max XGT® Brushless 15" Dethatcher / Scarifier Kit

2-in-1 design for dethatching or scarifying revitalizes turf allowing water, sunlight and nutrients to reach lawn roots

Working Width	15"
Maximum Working Depth	.5"
Maximum Speed (RPM)	3,200
Working Depth Adjustment	Dial
Bag Capacity (Bushels)	1.4

EARTH AUGER



XGT 40V max **4.0Ah BATTERY**

GGD01M1 **GGD01Z**

40V max XGT® Brushless Earth Auger Kit

Power of 36cc gas designed for post-hole digging, fence installation, large planting jobs and construction projects compatible with 4", 6" and 8" drill bits and extension bar (sold separately)

No Load Speed (var. 2 spd)	0 - 400 / 0 - 1,500 RPM
Maximum Hole Diameter	8"
Maximum Hole Depth	41"
Overall Length	34"
Net Weight (with battery)	17.09 lbs.

CONNECTX™

MORE OUTPUT

TRADE DRIVEN • TRUSTED INVESTMENT™



HIGHER CAPACITY. NO GAS.

PROVIDES THE RUN TIME NEEDED FOR ALL DAY WORK

ConnectX™ is a run-time and power solution for use with ConnectX™ products, as well as XGT® and LXT® tools and equipment when used with an adaptor. It accelerates the transition to battery power with a Backpack Power Supply (PDC1200), which packs a high-capacity battery for all-day work and performance without the hassles of gas or cords.




CONNECTX™
DIRECT CONNECTION



XGT
40V max ADAPTER



LXT
36V (18V X2) ADAPTER



EXPERIENCE MORE™

CONNECTX™



DELIVERS
1,200 WATT HOURS



PDC1200

PDC1200

40V max ConnectX™ 1,200Wh Portable Backpack Power Supply

Delivers 1,200 watt hours of output

Battery Energy Capacity (Wh)	1,200
Battery Capacity (Ah)	33.5Ah
Voltage	40V
System	40V max ConnectX™, 40V max XGT®, 36V (18V X2) LXT®
Weather Resistant	IPX4

CONNECTX™



Shown w/ PDC1200
(Sold separately)

CUTS UP TO **2 ACRES**
IN 3 HRS. OR LESS



CML01Z

CML01Z

40V max ConnectX™ Brushless 21" Self-Propelled Commercial Lawn Mower

Designed with longer run times for all day work, 21" steel deck mower with self-propelled rear wheel drive cuts up to 2 acres in 3 hours or less with PDC1200A01 backpack battery

Cutting Width	21"
Deck Width	22"
Cutting Height Range	1-1/4" - 4"
Maximum Speed (RPM)	2,800
Bag Capacity (Bushels)	2

CONNECTX™



POWER EQUIVALENT TO
30cc
GAS STRING TRIMMER



CRU03Z

CRU03Z

40V max ConnectX™ Brushless String Trimmer

Designed with longer run times for all day work, delivers high torque power of a 30cc string trimmer designed with steel drive shaft and a 17" cutting swath and rapid load bump & feed trimmer head included

Power Equivalency (cc Gas)	30
Cutting Swath	17"
String Trimmer / Brush Cutter Type	High Torque, Loop Handle
No Load Speed (var. 3 spd.)	0 - 4,000 / 0 - 4,600 / 0 - 6,000 RPM
Arbor Shaft	M10 x 1.25 LH

CONNECTX™



Shown w/ PDC1200
(Sold separately)

POWER EQUIVALENT TO
64cc
GAS BACKPACK BLOWER



CBU02Z

CBU02Z

40V max ConnectX™ Brushless Backpack Blower

Designed with longer run times for all day work, delivers power of 64cc gas at 22N with up to 4 hours of run time with PDC1200A01 backpack battery

Power Equivalency (cc Gas)	64
Blowing Force (Newtons)	22 N
Max. Air Volume	670 CFM
Max. Air Velocity	160 MPH
Sound Pressure (per ANSI B175.2 standard)	60 dB(A)

CONNECTX™



UP TO **80% MORE**
BLOWING FORCE
THAN 24.5cc GAS



CBU01Z

CBU01Z

40V max ConnectX™ Brushless Blower

Designed with longer run times for all day work, delivers up to 44% more blowing force than 24.5cc gas and up to 5 hours of run time with PDC1200A01 backpack battery

Blowing Force (Newtons)	20 N
Max. Air Volume	622 CFM
Max. Air Velocity	157 MPH
Sound Pressure (per ANSI B175.2 standard)	59 dB(A)
Net Weight	5.7 lbs.

CONNECTX™



Shown w/ PDC1200
(Sold separately)

2800W PEAK
1400W CONTINUOUS OUTPUT



BAC01

BAC01

40V max ConnectX™ Portable Power Station

Turns DC power into AC power - suitable for a wide range of applications

Powered by Makita PDC1200 or PDC01

Transportable power with 2800W peak / 1400W continuous output

Multiple outlets including 2 AC outlets, 2 Type-A USB output ports, 2 Type C USB outlet ports and 1 DC12V car outlet

LXT[®] 18V | 36V

MORE VERSATILITY

TRADE DRIVEN • TRUSTED INVESTMENT™



325+ PRODUCTS* ONE SYSTEM



COMPACT SIZE

MORE POWER OPTIONS

LONGER RUN TIME

EXPERIENCE MORE™

*IN 2024

15-PIECE KIT



10-PIECE KIT



LXT 18V

3.0
BATTERY

XT1501

- | | |
|---|---|
| 18V LXT® 1/2" Hammer Driver-Drill (XPH102) | 18V LXT® 3/8" Angle Drill (XAD012) |
| 18V LXT® Impact Driver (XDT112) | 18V LXT® L.E.D. Lantern/Flashlight (DML806) |
| 18V LXT® Recipro Saw (XRJ042) | 18V LXT® L.E.D. Flashlight (DML815) |
| 18V LXT® 6-1/2" Circular Saw (XSS022) | 18V LXT® Blower (XBU05Z) |
| 18V LXT® Brushless 4-1/2" / 5" Cut-Off/Angle Grinder (XAG04Z) | 18V LXT® Job Site Radio (XRM05) |
| 18V LXT® 1/2" Impact Wrench (XWT04Z) | 18V LXT® 5-3/8" Metal Cutting Saw (XSC01Z) |
| 18V LXT® 1/2" Impact Wrench (XWT05Z) | (4) 18V LXT® Lithium-Ion 3.0Ah Battery (BL1830B) |
| 18V LXT® 7/8" SDS-PLUS Rotary Hammer (XRH04Z) | (2) 18V LXT® Lithium-Ion Rapid Optimum Charger (DC18RC) |
| 18V LXT® Brushless 4,000 RPM Drywall Screwdriver (XSF03Z) | |

LXT 18V

4.0
BATTERY

XT1001SM

- | | |
|--|---|
| 18V LXT® Compact Brushless 1/2" Hammer Driver-Drill (XPH12Z) | 18V LXT® Brushless Compact Router (XTR01Z) |
| 18V LXT® Brushless Impact Driver (XDT13Z) | 18V LXT® 3-1/4" Planer (XPK01Z) |
| 18V LXT® 6-1/2" Circular Saw (XSS02Z) | 18V LXT® Recipro Saw (XRJ04Z) |
| 18V LXT® Jig Saw (XVJ03Z) | 18V LXT® / 12V max CXT® Bluetooth® Job Site Charger / Radio (XRM10) |
| 18V LXT® Oscillating Multi-Tool (XMT03Z) | 18V LXT® Lithium-Ion 4.0Ah Battery, 2/pk (BL1840B-2) |
| 18V LXT® Random Orbit Sander (XOB01Z) | |

7-PIECE KITS



LXT 18V BRUSHLESS

5.0
BATTERY

XT707PT

- | |
|---|
| 18V LXT® Brushless 1/2" Hammer Driver-Drill (XPH14Z) |
| 18V LXT® Brushless 3-Speed Impact Driver (XDT14Z) |
| 18V LXT® Brushless Recipro Saw (XRJ05Z) |
| 18V LXT® Brushless 6-1/2" Circular Saw (XSH03Z) |
| 18V LXT® Brushless 4-1/2" / 5" Cut-Off/Angle Grinder (XAG04Z) |
| 18V LXT® / 12V max CXT® Bluetooth® Job Site Radio (XRM06B) |
| 18V LXT® L.E.D. Flashlight (DML815) |
| (2) 18V LXT® Lithium-Ion 5.0Ah Battery (BL1850B) |
| 18V LXT® Lithium-Ion Dual Port Charger (DC18RD) |

LXT 18V

3.0
BATTERY

XT706

- | |
|---|
| 18V LXT® 1/2" Hammer Driver-Drill (XPH10Z) |
| 18V LXT® Impact Driver (XDT11Z) |
| 18V LXT® 6-1/2" Circular Saw (XSS02Z) |
| 18V LXT® Recipro Saw (XRJ04Z) |
| 18V LXT® Brushless 4-1/2" / 5" Cut-Off/Angle Grinder (XAG04Z) |
| 18V LXT® Blower (DUB182Z) |
| 18V LXT® Xenon Flashlight (DML185) |
| (2) 18V LXT® Lithium-Ion 3.0Ah Battery (BL1830B) |
| 18V LXT® Lithium-Ion Rapid Optimum Charger (DC18RC) |

LXT 18V

3.0
BATTERY

XT704

- | |
|---|
| 18V LXT® 1/2" Hammer Driver-Drill (XPH10Z) |
| 18V LXT® Impact Driver (XDT11Z) |
| 18V LXT® 6-1/2" Circular Saw (XSS02Z) |
| 18V LXT® Recipro Saw (XRJ04Z) |
| 18V LXT® Brushless 4-1/2" / 5" Cut-Off/Angle Grinder (XAG04Z) |
| 18V LXT® Job Site Radio (XRM05) |
| 18V LXT® L.E.D. Flashlight (DML802) |
| (2) 18V LXT® Lithium-Ion 3.0Ah Battery (BL1830B) |
| 18V LXT® Lithium-Ion Rapid Optimum Charger (DC18RC) |

6-PIECE KITS



LXT® 18V
BRUSHLESS

5.0Ah
BATTERY

XT616PT

18V LXT® Brushless 1/2" Hammer Driver-Drill (XPH14Z)
18V LXT® Brushless 3-Speed Impact Driver (XDT14Z)
18V LXT® Brushless Recipro Saw (XRJ05Z)
18V LXT® Brushless 6-1/2" Circular Saw (XSH03Z)
18V LXT® Brushless 4-1/2" / 5" Cut-Off/Angle Grinder (XAG04Z)
18V LXT® L.E.D. Flashlight (DML815)
(2) 18V LXT® Lithium-Ion 5.0Ah Battery (BL1850B)
18V LXT® Lithium-Ion Dual Port Charger (DC18RD)



LXT® 18V

3.0Ah
BATTERY

XT610

18V LXT® 1/2" Hammer Driver-Drill (XPH10Z)
18V LXT® Impact Driver (XDT11Z)
18V LXT® 6-1/2" Circular Saw (XSS02Z)
18V LXT® Recipro Saw (XRJ04Z)
18V LXT® Brushless 4-1/2" / 5" Cut-Off/Angle Grinder (XAG04Z)
18V LXT® L.E.D. Flashlight (DML815)
(2) 18V LXT® Lithium-Ion 3.0Ah Battery (BL1830B)
18V LXT® Lithium-Ion Rapid Optimum Charger (DC18RC)



LXT® 18V

3.0Ah
BATTERY

XT507PT

18V LXT® Brushless 1/2" Hammer Driver-Drill (XPH14Z)
18V LXT® Brushless 4-Speed Impact Driver (XDT16Z)
36V (18V X2) LXT® Brushless Rear Handle 7-1/4" Circular Saw (XSR01Z)
18V LXT® Brushless Recipro Saw (XRJ05Z)
18V LXT® L.E.D. Flashlight (DML815)
(2) 18V LXT® Lithium-Ion 5.0Ah Battery (BL1850B)
18V LXT® Lithium-Ion Dual Port Charger (DC18RD)

4-PIECE KITS



LXT® 18V
BRUSHLESS

5.0Ah
BATTERY

XT454T

18V LXT® Brushless 1/2" Hammer Driver-Drill (XPH14Z)
18V LXT® Brushless Recipro Saw (XRJ05Z)
18V LXT® Brushless 6-1/2" Circular Saw (XSH03Z)
18V LXT® L.E.D. Flashlight (DML815)
(2) 18V LXT® Lithium-Ion 5.0Ah Battery (BL1850B)
18V LXT® Lithium-Ion Rapid Optimum Charger (DC18RC)



LXT® 18V
BRUSHLESS

5.0Ah
BATTERY

XT453T

18V LXT® Brushless 1/2" Hammer Driver-Drill (XPH14Z)
18V LXT® Brushless 3-Speed Impact Driver (XDT14Z)
18V LXT® Brushless Recipro Saw (XRJ05Z)
18V LXT® L.E.D. Flashlight (DML815)
(2) 18V LXT® Lithium-Ion 5.0Ah Battery (BL1850B)
18V LXT® Lithium-Ion Rapid Optimum Charger (DC18RC)



LXT® 18V
BRUSHLESS

5.0Ah
BATTERY

XT452T

18V LXT® Brushless 1/2" Hammer Driver-Drill (XPH14Z)
18V LXT® Brushless 3-Speed Impact Driver (XDT14Z)
18V LXT® Brushless 6-1/2" Circular Saw (XSH03Z)
18V LXT® Xenon Flashlight (DML815)
(2) 18V LXT® Lithium-Ion 5.0Ah Battery (BL1850B)
18V LXT® Lithium-Ion Rapid Optimum Charger (DC18RC)



LXT® 18V
BRUSHLESS

5.0Ah
BATTERY

XT447T

18V LXT® Compact Brushless 1/2" Hammer Driver-Drill (XPH12Z)
18V LXT® Brushless Impact Driver (XDT13Z)
18V LXT® Brushless Recipro Saw (XRJ05Z)
18V LXT® L.E.D. Flashlight (DML802)
(2) 18V LXT® Lithium-Ion 5.0Ah Battery (BL1850B)
18V LXT® Lithium-Ion Rapid Optimum Charger (DC18RC)



LXT® 18V
BRUSHLESS

5.0Ah
BATTERY

XT446T

18V LXT® Compact Brushless 1/2" Hammer Driver-Drill (XPH12Z)
18V LXT® Brushless Impact Driver (XDT13Z)
18V LXT® Brushless 6-1/2" Circular Saw (XSH03Z)
18V LXT® L.E.D. Flashlight (DML802)
(2) 18V LXT® Lithium-Ion 5.0Ah Battery (BL1850B)
18V LXT® Lithium-Ion Rapid Optimum Charger (DC18RC)



LXT® 18V

3.0Ah
BATTERY

XT442

18V LXT® 1/2" Hammer Driver-Drill (XPH10Z)
18V LXT® Recipro Saw (XRJ04Z)
18V LXT® 6-1/2" Circular Saw (XSS02Z)
18V LXT® L.E.D. Flashlight (DML815)
(2) 18V LXT® Lithium-Ion 3.0Ah Battery (BL1830B)
18V LXT® Lithium-Ion Rapid Optimum Charger (DC18RC)

3-PIECE KIT



4.0.
BATTERY

XT328M

- 18V LXT® Compact Brushless 1/2" Hammer Driver-Drill (XPH12Z)
- 18V LXT® Brushless Impact Driver (XDT13Z)
- 18V LXT® Brushless Recipro Saw (XRJ05Z)
- (2) 18V LXT® Lithium-Ion 4.0Ah Battery (BL1840B)
- 18V LXT® Lithium-Ion Rapid Optimum Charger (DC18RC)

2-PIECE KITS



5.0.
BATTERY

XT288T

- 18V LXT® Brushless 1/2" Hammer Driver-Drill (XPH14Z)
- 18V LXT® Brushless 4-Speed Impact Driver (XDT19Z)
- 18V LXT® Lithium-Ion Rapid Optimum Charger (DC18RC)
- (2) 18V LXT® Lithium-Ion 5.0Ah Battery (BL1850B)



XT296ST
Shown

XT296ST / XT296SMR

- 18V LXT® Compact Brushless 1/2" Hammer Driver-Drill (XPH16Z)
- 18V LXT® Brushless 3-Speed Impact Driver (XDT14Z)
- (2) 18V LXT® Lithium-Ion 5.0Ah Battery (BL1850B) (XT296ST Only)
- 18V LXT® Lithium-Ion 4.0Ah Battery (BL1840B) (XT296SMR Only)
- 18V LXT® Lithium-Ion Compact 2.0Ah Battery (BL1820B) (XT296SMR Only)
- 18V LXT® Lithium-Ion Charger (DC18SD)



XT269T
Shown

XT269T / XT269M / XT269R

- 18V LXT® Compact Brushless 1/2" Hammer Driver-Drill (XPH12Z)
- 18V LXT® Brushless Impact Driver (XDT13Z)
- (2) 18V LXT® Lithium-Ion 5.0Ah Battery (BL1850B) (XT269T Only)
- (2) 18V LXT® Lithium-Ion 4.0Ah Battery (BL1840B) (XT269M Only)
- (2) 18V LXT® Lithium-Ion Compact 2.0Ah Battery (BL1820B) (XT269R Only)
- 18V LXT® Lithium-Ion Rapid Optimum Charger (DC18RC)



3.0.
BATTERY

XT281S

- 18V LXT® Compact Brushless 1/2" Driver-Drill (XFD13Z)
- 18V LXT® Brushless Impact Driver (XDT13Z)
- (2) 18V LXT® Lithium-Ion 3.0Ah Battery (BL1830B)
- 18V LXT® Lithium-Ion Charger (DC18SD)



4.0.
BATTERY

XT263M

- 18V LXT® 1/2" Hammer Driver-Drill (XPH03Z)
- 18V LXT® Impact Driver (XDT11Z)
- (2) 18V LXT® Lithium-Ion 4.0Ah Battery (BL1840B)
- 18V LXT® Lithium-Ion Rapid Optimum Charger (DC18RC)



4.0.
BATTERY

XT261M

- 18V LXT® 1/2" Hammer Driver-Drill (XPH10Z)
- 18V LXT® Impact Driver (XDT11Z)
- (2) 18V LXT® Lithium-Ion 4.0Ah Battery (BL1840B)
- 18V LXT® Lithium-Ion Rapid Optimum Charger (DC18RC)



XT255T
Shown

XT255T / XT255R

- 18V LXT® Brushless 4,000 RPM Drywall Screwdriver (XSF03Z)
- 18V LXT® Cut-Out Tool (XOC01Z)
- (2) 18V LXT® Lithium-Ion 5.0Ah Battery (BL1850B) (XT255R Only)
- (2) 18V LXT® Lithium-Ion Compact 2.0Ah Battery (BL1820B) (XT255R Only)
- 18V LXT® Lithium-Ion Rapid Optimum Charger (DC18RC)



1.5.
BATTERY

CT225SYX

- 18V LXT® 1/2" Driver-Drill (XFD10Z)
- 18V LXT® Impact Driver (XDT11Z)
- 18V LXT® Lithium-Ion Charger (DC18SD)
- (2) 18V Compact Lithium-Ion Battery

SUB-COMPACT



2.0.
BATTERY

CX205RB

- 18V LXT® Sub-Compact Brushless 1/2" Hammer Driver-Drill (XPH152B)
- 18V LXT® Sub-Compact Brushless Impact Driver (XDT182B)
- (2) 18V LXT® Lithium-Ion Compact 2.0Ah Battery (BL1820B)
- 18V LXT® Lithium-Ion Rapid Optimum Charger (DC18RC)

SUB-COMPACT



1.5.
BATTERY

CX203SYB

- 18V LXT® Sub-Compact Brushless 1/2" Driver-Drill (XFD152B)
- 18V LXT® Sub-Compact Brushless Impact Driver (XDT182B)
- 18V LXT® Lithium-Ion Charger (DC18SD)
- (2) 18V Compact Lithium-Ion Battery



4.0.
BATTERY

XT287SM1

- 18V LXT® Brushless 13" String Trimmer (XRU23Z)
- 18V LXT® Brushless Blower (XBU03Z)
- 18V LXT® Lithium-Ion 4.0Ah Battery (BL1840B)
- 18V LXT® Lithium-Ion Charger (DC18SD)

HAMMER DRIVER-DRILLS

DELIVERS

1,250 IN.LBS.
OF MAX TORQUE



XPH14T

LXT 18V
BRUSHLESS

XPH14T

XPH14Z

5.0
BATTERY

18V LXT® Brushless 1/2" Hammer Driver-Drill Kit

Premium Power delivers 1,250 in.lbs. of max torque for a wide range of drilling and fastening applications

Chuck Size	1/2"
No Load Speed (var. 2 spd)	0 - 550 / 0 - 2,100 RPM
Blows Per Minute (2 speed)	0 - 8,250 / 0 - 31,500 BPM
Maximum Torque	1,250 in.lbs./141N•m
Net Weight (with battery)	6 lbs.

LXT 18V
BRUSHLESS

XPH16T

XPH16Z

5.0
BATTERY

18V LXT® Compact Brushless 1/2" Hammer Driver-Drill Kit

Compact High Power delivers 970 in.lbs. of max torque for a wide range of drilling and fastening applications

Chuck Size	1/2"
No Load Speed (var. 2 spd)	0 - 550 / 0 - 1,800 RPM
Blows Per Minute (2 speed)	0 - 8,250 / 0 - 27,000 BPM
Maximum Torque	970 in.lbs./110N•m
Net Weight (with battery)	4.9 lbs.

LXT 18V
BRUSHLESS

XPH03Z

TOOL ONLY

LXT 18V
BRUSHLESS

XPH12Z

TOOL ONLY

18V LXT® Compact Brushless 1/2" Hammer Driver-Drill

Compact Power delivers 530 in.lbs. of max torque for a wide range of drilling and fastening applications

Chuck Size	1/2"
No Load Speed (var. 2 spd)	0 - 500 / 0 - 2,000 RPM
Blows Per Minute (2 speed)	0 - 7,500 / 0 - 30,000 BPM
Maximum Torque	530 in.lbs./60N•m
Net Weight (with battery)	4 lbs.



LXT 18V

XPH10R

XPH10Z

2.0
BATTERY

18V LXT® Compact 1/2" Hammer Driver-Drill Kit

Compact design delivers 480 in.lbs. of max torque for a wide range of drilling and fastening applications

Chuck Size	1/2"
No Load Speed (var. 2 spd)	0 - 600 / 0 - 1,900 RPM
Blows Per Minute (2 speed)	0 - 9,000 / 0 - 28,500 BPM
Maximum Torque	480 in.lbs./54N•m
Net Weight (with battery)	3.4 lbs.



LXT 18V
BRUSHLESS

XPH15RB

XPH15ZB

2.0
BATTERY

18V LXT® Sub-Compact Brushless 1/2" Hammer Driver-Drill Kit

Sub-compact powerful ergonomic design for improved versatility and feel

Chuck Size	1/2"
No Load Speed (var. 2 spd)	0 - 500 / 0 - 1,700 RPM
Maximum Torque	350 in.lbs./40N•m
Overall Length	6-1/2"
Net Weight (with battery)	3.1 lbs.



LXT 18V
BRUSHLESS

XFD14T

XFD14Z

5.0
BATTERY

18V LXT® Brushless 1/2" Driver-Drill Kit

Premium Power delivers 1,250 in.lbs. of max torque for a wide range of drilling and fastening applications

Chuck Size	1/2"
No Load Speed (var. 2 spd)	0 - 550 / 0 - 2,100 RPM
Maximum Torque	1,250 in.lbs./141N•m
Overall Length	7"
Net Weight (with battery)	5.7 lbs.



LXT 18V
BRUSHLESS

XFD16T

XFD16Z

5.0
BATTERY

18V LXT® Brushless 1/2" Driver-Drill Kit

Compact High Power delivers 970 in.lbs. of max torque for a wide range of drilling and fastening applications

Chuck Size	1/2"
No Load Speed (var. 2 spd)	0 - 550 / 0 - 1,800 RPM
Maximum Torque	970 in.lbs./110N•m
Overall Length	6-7/8"
Net Weight (with battery)	4.65 lbs.



LXT 18V

XFD03Z

TOOL ONLY

18V LXT® 1/2" Driver-Drill

Delivers 750 in.lbs. of max torque for a wide range of drilling and fastening applications

Chuck Size	1/2"
No Load Speed (var. 2 spd)	0 - 400 / 0 - 2,000 RPM
Maximum Torque	750 in.lbs./84N•m
Overall Length	8-7/8"
Net Weight (with battery)	5 lbs.



LXT 18V
BRUSHLESS

XFD12T/R

XFD12Z

XFD12T
shown

18V LXT® Compact Brushless 1/2" Driver-Drill Kit

Compact Power delivers 530 in.lbs. of max torque for a wide range of drilling and fastening applications

(XFD12R includes a 2.0Ah battery)

Chuck Size	1/2"
No Load Speed (var. 2 spd)	0 - 500 / 0 - 2,000 RPM
Maximum Torque	530 in.lbs./60N•m
Overall Length	6-3/4"
Net Weight (with battery)	3.9 lbs.



LXT 18V

XFD10SY

XFD10Z

1.5
BATTERY

18V LXT® Compact 1/2" Driver-Drill Kit

Compact design delivers 480 in.lbs. of max torque for a wide range of drilling and fastening applications

Chuck Size	1/2"
No Load Speed (var. 2 spd)	0 - 600 / 0 - 1,900 RPM
Maximum Torque	480 in.lbs./54N•m
Overall Length	7-1/4"
Net Weight (with battery)	3.3 lbs.



LXT 18V
BRUSHLESS

XFD131

3.0
BATTERY

18V LXT® Brushless 1/2" Driver-Drill Kit

Compact design delivers 440 in.lbs. of max torque for a wide range of drilling and fastening applications

Chuck Size	1/2"
No Load Speed (var. 2 spd)	0 - 500 / 0 - 1,900 RPM
Maximum Torque	440 in.lbs./50N•m
Overall Length	6-5/8"
Net Weight (with battery)	3.8 lbs.



LXT 18V
BRUSHLESS

XFD15SY1B

XFD15ZB

1.5
BATTERY

18V LXT® Sub-Compact Brushless 1/2" Driver-Drill Kit

Sub-compact powerful ergonomic design for improved versatility and feel

Chuck Size	1/2"
No Load Speed (var. 2 spd)	0 - 500 / 0 - 1,700 RPM
Maximum Torque	350 in.lbs./40N•m
Overall Length	5-7/8"
Net Weight (with battery)	2.9 lbs.



LXT 36V
BRUSHLESS

XAD03PT

XAD03Z

5.0
BATTERY

36V (18V X2) LXT® Brushless 1/2" Right Angle Drill Kit

Equipped with a 1/2" Chuck and drills up to 6-1/4" holes with hole saws and 4-5/8" holes with self feed bits

Chuck Size	1/2"
No Load Speed (var. 2 spd)	0 - 350 / 0 - 1,400 RPM
Capacity	Wood, w/ hole saw (6-1/4"), Wood, w/ Ship Auger Bit (2"), Wood, w/ self feed bit (4-5/8")
Overall Length	21-1/4"
Net Weight (with battery)	14 lbs.



LXT 36V
BRUSHLESS

XAD04PT

XAD04Z

5.0
BATTERY

36V (18V X2) LXT® Brushless 7/16" Hex Right Angle Drill Kit

Equipped with a 7/16" Hex and drills up to 6-1/4" holes with hole saws and 4-5/8" holes with self feed bits

Chuck Size	7/16"
No Load Speed (var. 2 spd)	0 - 350 / 0 - 1,400 RPM
Capacity	Wood w/ Hole Saw (6-1/4"), w/ Ship Auger Bit (2"), w/ Self Feed Bit (4-5/8")
Overall Length	21-1/4"
Net Weight (with battery)	13.1 lbs.



LXT 18V
BRUSHLESS

XAD05T

XAD05Z

5.0
BATTERY

18V LXT® Brushless 1/2" Right Angle Drill Kit

Compact and lightweight design enables increased maneuverability

Chuck Size	1/2"
No Load Speed (var. 2 spd)	0 - 450 / 0 - 1,400 RPM
Capacity	Wood w/ Hole Saw (5"), w/ Ship Auger Bit (1-1/2"), w/ Self Feed Bit (2-9/16")
Overall Length	17-1/8"
Net Weight (with battery)	7.6 lbs.



LXT 18V
BRUSHLESS

XAD06T

XAD06Z

5.0
BATTERY

18V LXT® Brushless 7/16" Hex Right Angle Drill Kit

Compact and lightweight design enables increased maneuverability

Chuck Size	7/16"
No Load Speed (var. 2 spd)	0 - 450 / 0 - 1,400 RPM
Capacity	Wood w/ Hole Saw (5"), w/ Ship Auger Bit (1-1/2"), w/ Self Feed Bit (2-9/16")
Overall Length	17-1/8"
Net Weight (with battery)	7.6 lbs.



LXT 18V

XAD02Z

TOOL ONLY

18V LXT® 3/8" Angle Drill

Close Quarters Drilling & Driving delivers 121 in.lbs. of Max Torque

Capacity	Steel (3/8"), Wood (1")
No Load Speed (variable speed)	0 - 1,800 RPM
Maximum Torque	121 in.lbs./14N•m
Battery	18V LXT® Lithium-Ion
Overall Length	12-7/8"



LXT 18V

XAD01Z

TOOL ONLY

18V LXT® 3/8" Angle Drill

Close Quarters Drilling & Driving delivers 121 in.lbs. of Max Torque

Capacity (steel)	3/8"
No Load Speed (variable speed)	0 - 1,800 RPM
Capacity (wood)	1"
Overall Length	12-3/8"
Net Weight (with battery)	4 lbs.

IMPACT DRIVERS

DELIVERS
1,590 IN. LBS.
OF MAX TORQUE

XDT19T

LXT 18V BRUSHLESS **XFD12T** shown

XDT19T/R

18V LXT® Brushless 4-Speed Impact Driver Kit

Premium Fastening Power delivers 1,590 in.lbs. of max torque with 4 Speed Settings and multiple Assist Modes

(XDT19R includes a 2.0Ah battery)

Hex Shank	1/4"
No Load Speed (var. 4 spd.)	0 - 1,100 / 0 - 2,100 / 0 - 3,200 / 0 - 3,600 RPM
Impacts Per Minute (var. 4 spd.)	0 - 1,000 / 0 - 2,600 / 0 - 3,600 / 0 - 3,800 IPM
Maximum Torque (in.lbs.)	1,590 in.lbs.
Speed power selection	4

LXT 18V BRUSHLESS **5.0Ah BATTERY**

XDT14T **XDT14Z**

18V LXT® Brushless 3-Speed Impact Driver Kit

Compact Fastening Power delivers 1,550 in.lbs. of max torque with 3 Speed Settings and a Tightening Mode

Hex Shank	1/4"
No Load Speed (var. 3 spd.)	0 - 1,100 / 0 - 2,100 / 0 - 3,600 RPM
Impacts Per Minute (var. 3 spd.)	0 - 1,100 / 0 - 2,600 / 0 - 3,800 IPM
Maximum Torque	1,550 in.lbs./175N•m
Speed power selection	3

LXT 18V BRUSHLESS **5.0Ah BATTERY**

XDT13T/R **XDT13Z**

18V LXT® Brushless Impact Driver Kit

Compact design delivers 1,500 in.lbs. of max torque

(XDT13R includes a 2.0Ah battery)

Hex Shank	1/4"
No Load Speed (variable speed)	0 - 3,400 RPM
Impacts Per Minute (variable speed)	0 - 3,600 IPM
Maximum Torque	1,500 in.lbs./170N•m
Speed power selection	1

LXT 18V BRUSHLESS **3.0Ah BATTERY**

XDT131

18V LXT® Brushless Impact Driver Kit

Compact design delivers 1,500 in.lbs. of max torque

Hex Shank	1/4"
No Load Speed (variable speed)	0 - 3,400 RPM
Impacts Per Minute (variable speed)	0 - 3,600 IPM
Maximum Torque	1,500 in.lbs./170N•m
Speed power selection	1

LXT 18V BRUSHLESS **1.5Ah BATTERY**

XDT11SY **XDT11Z**

18V LXT® Compact Impact Driver Kit

Compact design delivers 1,460 in.lbs. of max torque

Hex Shank	1/4"
No Load Speed (variable speed)	0 - 2,900 RPM
Impacts Per Minute (variable speed)	0 - 3,500 IPM
Maximum Torque (in.lbs.)	1,460 in.lbs.
Speed power selection	1

LXT 18V BRUSHLESS **1.5Ah BATTERY**

XDT18SY1B **XDT18ZB**

18V LXT® Sub-Compact Brushless Impact Driver Kit

Sub-compact powerful ergonomic design for improved versatility and feel

Hex Shank	1/4"
No Load Speed (var. 2 spd)	0 - 1,300 / 0 - 3,000 RPM
Impacts Per Minute (var. 2 spd.)	0 - 2,000 / 0 - 4,100 IPM
Maximum Torque	1,240 in.lbs./140N•m
Speed power selection	2

LXT 18V BRUSHLESS

XST01Z **TOOL ONLY**

18V LXT® Brushless Oil-Impulse 3-Speed Impact Driver

Oil-Impulse technology delivers up to 30% Lower Noise for Quiet Operation

Hex Shank	1/4"
No Load Speed (var. 3 spd.)	0 - 1,200 / 0 - 2,000 / 0 - 3,200 RPM
Impacts Per Minute (var. 3 spd.)	0 - 1,400 / 0 - 2,200 / 0 - 2,700 IPM
Maximum Torque	355 in.lbs./40N•m
Battery	18V LXT® Lithium-Ion

LXT 18V BRUSHLESS

XLT01Z **TOOL ONLY**

18V LXT® Angle Impact Driver

Ideal for Fastening in Close Quarters with 530 in.lbs. of max torque

Hex Shank	1/4"
No Load Speed (variable speed)	0 - 2,300 RPM
Impacts Per Minute (variable speed)	0 - 3,000 IPM
Maximum Torque (in.lbs./N•m)	530 in.lbs./60N•m
Overall Length	15-1/4"

LXT 18V BRUSHLESS

XPT02Z **TOOL ONLY**

18V LXT® Hybrid Brushless Impact Driver

Hybrid 4-function tool with impact, hammer, driver and drill all in one

Hex Shank	1/4"
No Load Speed (var. 2 spd)	0 - 700 / 0 - 2,300 RPM
No Load Speed (var. 3 spd.)	0 - 1,300 / 0 - 2,200 / 0 - 2,700 RPM
Impacts Per Minute (var. 3 spd.)	0 - 1,200 / 0 - 2,400 / 0 - 3,200 IPM
Maximum Torque	1,330 in.lbs./150N•m

IMPACT WRENCHES

LXT 18V BRUSHLESS **5.0Ah BATTERY**

XWT07T **XWT07Z**

18V LXT® Brushless High-Torque 3/4" Impact Wrench Kit

Full-Size Power delivers 780 ft.lbs. of Fastening Torque and 1,250 ft.lbs. of Nut-Busting Torque

Square Drive	3/4"
No Load Speed (var. 3 spd.)	0 - 900 / 0 - 1,000 / 0 - 1,800 RPM
Impacts Per Minute (var. 3 spd.)	0 - 1,800 / 0 - 2,000 / 0 - 2,200 IPM
Nut-Busting Torque	1,250 ft.lbs./1,695 N•m
Fastening Torque	780 ft.lbs./1,057 N•m

LXT 18V BRUSHLESS **5.0Ah BATTERY**

XWT08T **XWT08Z**

18V LXT® Brushless High-Torque 1/2" Impact Wrench Kit

Full-Size Power delivers 740 ft.lbs. of Fastening Torque and 1,180 ft.lbs. of Nut-Busting Torque

Square Drive	1/2"
No Load Speed (var. 3 spd.)	0 - 900 / 0 - 1,000 / 0 - 1,800 RPM
Impacts Per Minute (var. 3 spd.)	0 - 1,800 / 0 - 2,000 / 0 - 2,200 IPM
Nut-Busting Torque	1,180 ft.lbs./1,600 N•m
Fastening Torque	740 ft.lbs./1,003 N•m

LXT 18V BRUSHLESS

XWT08XVZ **TOOL ONLY**

18V LXT® Brushless High-Torque 1/2" Utility Impact Wrench

Full-Size Power delivers 740 ft.lbs. of Fastening Torque and 1,180 ft.lbs. of Nut-Busting Torque ideal for Utility Work

Square Drive	1/2"
No Load Speed (var. 3 spd.)	0 - 900 / 0 - 1,000 / 0 - 1,800 RPM
Impacts Per Minute (var. 3 spd.)	0 - 1,800 / 0 - 2,000 / 0 - 2,200 IPM
Nut-Busting Torque	1,180 ft.lbs./1,600 N•m
Fastening Torque	740 ft.lbs./1,003 N•m

LXT 18V BRUSHLESS **5.0Ah BATTERY**

XWT19T **XWT19Z**

18V LXT® Brushless 3-Speed 1/2" Sq. Drive Impact Wrench Kit w/ Detent Anvil

Improved Fastening Control

Square	1/2"
No Load Speed	0 - 900 / 0 - 1,000 / 0 - 2,000 RPM
Impacts Per Minute (var. 3 spd.)	0 - 1,800 / 0 - 2,000 / 0 - 2,400 IPM
Nut-Busting Torque	960 ft.lbs./1,300 N•m
Fastening Torque	780 ft.lbs./1,050 N•m

LXT 18V BRUSHLESS

XWT19XVZ **TOOL ONLY**

18V LXT® Brushless 3-Speed 1/2" Sq. Drive Utility Impact Wrench w/ Detent Anvil

Improved Fastening Control

Square	1/2"
No Load Speed	0 - 900 / 0 - 1,000 / 0 - 2,000 RPM
Impacts Per Minute (var. 3 spd.)	0 - 1,800 / 0 - 2,000 / 0 - 2,400 IPM
Nut-Busting Torque	960 ft.lbs./1,300 N•m
Fastening Torque	780 ft.lbs./1,050 N•m

LXT 18V BRUSHLESS **5.0Ah BATTERY**

XWT09T **XWT09Z**

18V LXT® Brushless High-Torque 7/16" Hex Impact Wrench Kit

Full-Size Power delivers 590 ft.lbs. of Fastening Torque with 7/16" Hex Collet Design

Hex Shank	7/16"
No Load Speed (var. 3 spd.)	0 - 900 / 0 - 1,000 / 0 - 1,800 RPM
Impacts Per Minute (var. 3 spd.)	0 - 1,800 / 0 - 2,000 / 0 - 2,200 IPM
Maximum Torque	590 ft.lbs./800 N•m
Speed power selection	3

LXT 18V BRUSHLESS

XWT09XVZ **TOOL ONLY**

18V LXT® Brushless High-Torque 7/16" Hex Utility Impact Wrench

Full-Size Power delivers 590 ft.lbs. of Fastening Torque with 7/16" Hex Collet Design ideal for Utility Work

Hex Shank	7/16"
No Load Speed (var. 3 spd.)	0 - 900 / 0 - 1,000 / 0 - 1,800 RPM
Impacts Per Minute (var. 3 spd.)	0 - 1,800 / 0 - 2,000 / 0 - 2,200 IPM
Maximum Torque	590 ft.lbs./800 N•m
Speed power selection	3

LXT 18V BRUSHLESS **5.0Ah BATTERY**

XWT17T **XWT17Z**

18V LXT® Brushless 4-Speed Mid-Torque 1/2" Impact Wrench Kit w/ Friction Ring

Mid-Range Power delivers 520 ft.lbs. of Fastening Torque and 740 ft.lbs. of Nut-Busting Torque

Square Drive	1/2"
No Load Speed (var. 4 spd.)	0 - 500 / 0 - 1,200 / 0 - 1,900 / 0 - 2,200 RPM
Impacts Per Minute (var. 4 spd.)	0 - 1,000 / 0 - 1,700 / 0 - 2,400 / 0 - 2,700 IPM
Nut-Busting Torque	740 ft.lbs./1,000 N•m
Fastening Torque	520 ft.lbs./700 N•m

LXT 18V BRUSHLESS **5.0Ah BATTERY**

XWT18T **XWT18Z**

18V LXT® Brushless 4-Speed Mid-Torque 1/2" Impact Wrench Kit w/ Detent Anvil

Mid-Range Power delivers 520 ft.lbs. of Fastening Torque and 740 ft.lbs. of Nut-Busting Torque

Square Drive	1/2"
No Load Speed (var. 4 spd.)	0 - 500 / 0 - 1,200 / 0 - 1,900 / 0 - 2,200 RPM
Impacts Per Minute (var. 4 spd.)	0 - 1,000 / 0 - 1,700 / 0 - 2,400 / 0 - 2,700 IPM
Nut-Busting Torque	740 ft.lbs./1,000 N•m
Fastening Torque	520 ft.lbs./700 N•m

LXT 18V BRUSHLESS

XWT18XVZ **TOOL ONLY**

18V LXT® Brushless 4-Speed Mid-Torque 1/2" Utility Impact Wrench w/ Detent Anvil

Mid-Range Power delivers 520 ft.lbs. of Fastening Torque and 740 ft.lbs. of Nut-Busting Torque

Square Drive	1/2"
No Load Speed (var. 4 spd.)	0 - 500 / 0 - 1,200 / 0 - 1,900 / 0 - 2,200 RPM
Impacts Per Minute (var. 4 spd.)	0 - 1,000 / 0 - 1,700 / 0 - 2,400 / 0 - 2,700 IPM
Nut-Busting Torque	740 ft.lbs./1,000 N•m
Fastening Torque	520 ft.lbs./700 N•m



XWT15T XWT15Z

18V LXT® Brushless 4-Speed 1/2" Impact Wrench Kit w/ Detent Anvil

Compact Power delivers 240 ft.lbs. of Fastening Torque and 430 ft.lbs. of Nut-Busting Torque

Square Drive	1/2"
No Load Speed (var. 4 spd.)	0 - 1,000 / 0 - 1,800 / 0 - 2,600 / 0 - 3,200 RPM
Impacts Per Minute (var. 4 spd.)	0 - 1,800 / 0 - 2,600 / 0 - 3,400 / 0 - 4,000 IPM
Nut-Busting Torque	430 ft.lbs./580 N•m
Fastening Torque	240 ft.lbs./330 N•m



XWT15XVZ TOOL ONLY

18V LXT® Brushless 4-Speed 1/2" Utility Impact Wrench w/ Detent Anvil

Compact Power delivers 240 ft.lbs. of Fastening Torque and 430 ft.lbs. of Nut-Busting Torque

Square Drive	1/2"
No Load Speed (var. 4 spd.)	0 - 1,000 / 0 - 1,800 / 0 - 2,600 / 0 - 3,200 RPM
Impacts Per Minute (var. 4 spd.)	0 - 1,800 / 0 - 2,600 / 0 - 3,400 / 0 - 4,000 IPM
Nut-Busting Torque	430 ft.lbs./580 N•m
Fastening Torque	240 ft.lbs./330 N•m



XWT14T XWT14Z

18V LXT® Brushless 4-Speed 1/2" Impact Wrench Kit w/ Friction Ring Anvil

Compact Power delivers 240 ft.lbs. of Fastening Torque and 430 ft.lbs. of Nut-Busting Torque

Square Drive	1/2"
No Load Speed (var. 4 spd.)	0 - 1,000 / 0 - 1,800 / 0 - 2,600 / 0 - 3,200 RPM
Impacts Per Minute (var. 4 spd.)	0 - 1,800 / 0 - 2,600 / 0 - 3,400 / 0 - 4,000 IPM
Nut-Busting Torque	430 ft.lbs./580 N•m
Fastening Torque	240 ft.lbs./330 N•m



XWT16T XWT16Z

18V LXT® Brushless 4-Speed 3/8" Impact Wrench Kit w/ Friction Ring Anvil

Compact Power delivers 220 ft.lbs. of Fastening Torque and 370 ft.lbs. of Nut-Busting Torque

Square Drive	3/8"
No Load Speed (var. 4 spd.)	0 - 1,000 / 0 - 1,800 / 0 - 2,600 / 0 - 3,200 RPM
Impacts Per Minute (var. 4 spd.)	0 - 1,800 / 0 - 2,600 / 0 - 3,400 / 0 - 4,000 IPM
Nut-Busting Torque	370 ft.lbs./500 N•m
Fastening Torque	220 ft.lbs./300 N•m



XWT132B TOOL ONLY

18V LXT® Sub-Compact Brushless 1/2" Impact Wrench

Sub-compact powerful ergonomic design for improved versatility and feel

Square Drive	1/2"
No Load Speed (var. 2 spd)	0 - 1,300 / 0 - 2,400 RPM
Impacts Per Minute (var. 2 spd.)	0 - 2,000 / 0 - 3,600 IPM
Nut-Busting Torque	245 ft.lbs./330 N•m
Fastening Torque	155 ft.lbs./210 N•m



XWT122B TOOL ONLY

18V LXT® Sub-Compact Brushless 3/8" Impact Wrench

Sub-compact powerful ergonomic design for improved versatility and feel

Square Drive	3/8"
No Load Speed (var. 2 spd)	0 - 1,300 / 0 - 2,400 RPM
Impacts Per Minute	0 - 2,000 / 0 - 3,600 IPM
Nut-Busting Torque	230 ft.lbs./310 N•m
Fastening Torque	130 ft.lbs./180 N•m



XWT04S1 XWT04Z

18V LXT® 1/2" Impact Wrench Kit

Compact Power delivers 325 ft.lbs. of Fastening Torque

Square Drive	1/2"
No Load Speed	1,600 RPM
Impacts Per Minute	2,200 IPM
Fastening Torque	325 ft.lbs./440 N•m
Speed power selection	1



XWT05Z TOOL ONLY

18V LXT® 1/2" Impact Wrench

Compact Power delivers 170 ft.lbs. of Fastening Torque

Square Drive	1/2"
No Load Speed (variable speed)	0 - 2,100 RPM
Impacts Per Minute (variable speed)	0 - 3,200 IPM
Maximum Torque	170 ft.lbs./230 N•m
Speed power selection	1



XWT06Z TOOL ONLY

18V LXT® 3/8" Impact Wrench

Compact Power delivers 155 ft.lbs. of Fastening Torque

Square Drive	3/8"
No Load Speed (variable speed)	0 - 2,100 RPM
Impacts Per Minute (variable speed)	0 - 3,200 IPM
Fastening Torque	155 ft.lbs./210 N•m
Speed power selection	1



XLT02Z TOOL ONLY

18V LXT® 3/8" Angle Impact Wrench

Ideal for Close Quarters with 44 ft.lbs. of max torque

Square Drive	3/8"
No Load Speed (variable speed)	0 - 2,000 RPM
Impacts Per Minute (variable speed)	0 - 3,000 IPM
Maximum Torque	44 ft.lbs./60 N•m
Overall Length	15-1/4"



XTW01PT

36V (18V X2) LXT® Brushless Shear Wrench Kit

Up to 14% Faster Fastening than Corded and Delivers Up to 315 Tightened M22 Torque Control Bolts per Charge

Battery	2X 18V LXT® Lithium-Ion
Bolt Size Capacity	A325 (5/8", 3/4", 7/8"), A490 (5/8", 3/4")
No Load Speed	14 RPM
Maximum Torque	593 ft.lbs./804 N•m
Lock-Off Switch	Yes



XRW01SR1 XRW01Z

18V LXT® 3/8" / 1/4" Sq. Drive Ratchet Kit

Compact Ratchet with 3/8" and 1/4" Anvils for Added Versatility

Square Drive (interchangeable)	3/8", 1/4"
No Load Speed (variable speed)	0 - 800 RPM
Maximum Torque	35 ft.lbs./47 N•m
Motor Type	Brushed
Net Weight (with battery)	2.7 lbs.



XTU02Z TOOL ONLY

18V LXT® Brushless 1/2" Mixer

Powerful mixer delivers maximum efficiency

Chuck Size	1/2"
No Load Speed (var. 2 spd)	0 - 350 / 0 - 1,300 RPM
Battery	18V LXT® Lithium-Ion
Variable Speed	Yes
Soft start	Yes



XRF03Z TOOL ONLY

18V LXT® Brushless 6,000 RPM Autofeed Screwdriver

Drives up to 2,250 Screws with Push Drive™ Technology

Bit Type	1/4" Hex
No Load Speed	6,000 RPM
Collated Screw Capacity	1" - 2-3/16"
Overall Length	15-5/8"
Net Weight (with battery)	4.9 lbs.



XRF02Z TOOL ONLY

18V LXT® Autofeed Screwdriver

Ideal for Hanging Drywall

Bit Type	1/4" Hex
No Load Speed	4,000 RPM
Collated Screw Capacity	1" - 2-3/16"
Overall Length	16-3/4"
Net Weight (with battery)	4.6 lbs.

SCREWDRIVERS & DRYWALL



XSF03T/R XSF03Z

18V LXT® Brushless 4,000 RPM Drywall Screwdriver Kit

Drives 2,325 screws with Push Drive™ Technology using 18V LXT® 5.0Ah Battery (XSF03R includes a 2.0Ah battery)

Bit Type	1/4" Hex
No Load Speed (variable speed)	0 - 4,000 RPM
Torque adjustment	No
Overall Length	9-7/8"
Net Weight (with battery)	3.8 lbs.



XSF04Z TOOL ONLY

18V LXT® Brushless 2,500 RPM Drywall Screwdriver

Push Drive™ Technology – in lock-on mode the motor starts only when the fastener is engaged

Bit Type	1/4" Hex
No Load Speed (variable speed)	0 - 2,500 RPM
Torque adjustment	No
Overall Length	9-9/16"
Net Weight (with battery)	3.5 lbs.



XSF05T XSF05Z

18V LXT® Brushless 2,500 RPM Screwdriver Kit

Depth adjustable nose piece with 5/16" nutsetter delivers consistent screw fastening performance and equipped with Push Drive™ Technology

Bit Type	1/4" Hex
No Load Speed (variable speed)	0 - 2,500 RPM
Torque adjustment	No
Overall Length	9-3/8"
Net Weight (with battery)	3.9 lbs.



199145-0 Collated Autofeed Screwdriver Magazine

- Screw Autofeed Capability is Ideal for Production Board Attachment to Metal or Wood
- Collated screw length capacity range from 1" to 2-3/16" for increased versatility

Designed for Makita cordless screwdriver models XSF03, XSF04 and corded screwdriver models FS2200, FS4200, FS6200



XLS01TX1 XLS01ZX1

18V LXT® Brushless 9" Drywall Sander Kit, AWS® Capable

Direct drive motor positioned at the sanding head for increased efficiency with Round brush design delivers high efficiency dust extraction with minimal leakage

Abrasive Disc Size	9"
No Load Speed (variable speed)	1,000 - 1,800 RPM
Variable speed dial	Yes
Automatic-start Wireless System (AWS®) Capable (transmitter sold separately)	
Net Weight (with battery)	10.7 lbs.

CUT-OUT TOOLS



LXT® 18V
BRUSHLESS
XOC02Z TOOL ONLY **Z**

18V LXT® Brushless Cut-Out Tool, AWS® Capable

Power to cut up to 2 layered drywall sheets and AWS® capable with Auto-start Wireless Transmitter

No Load Speed	32,000 RPM
Collet Capacity	1/8", 1/4"
Tool-less depth adjustment	Yes
Overall Length	12-1/4"
Net Weight	3.7 lbs.



LXT® 18V
XOC01Z TOOL ONLY **Z**

18V LXT® Cut-Out Tool

Slim body design at 2-1/4" diameter for comfort and control when cutting drywall

No Load Speed	30,000 RPM
Collet Capacity	1/8", 1/4"
Tool-less depth adjustment	Yes
Overall Length	12-3/8"
Net Weight	3.1 lbs.



LXT® 18V
XDS01Z TOOL ONLY **Z**

18V LXT® Cut-Out Saw

Short 1/4" stroke with adjustable blade helps prevent damage to objects behind the board

Strokes Per Minute (variable speed)	0 - 6,000 SPM
Length of Stroke	1/4"
Max. Cutting Capacity	Drywall (1-3/16"), Wood (9/16")
Overall Length	10-3/8"
Net Weight (with battery)	4.2 lbs.



B-49703
Cut-Out Saw Blade, Drywall, 2/pkg
• For making precision cuts in drywall
• Cuts drywall up to 1-3/16" thick



B-49719
Cut-Out Saw Blade, Wood, 2/pkg
• For making precision cuts in wood
• Cuts wood up to 9/16" thick

ADHESIVE GUNS



LXT® 18V
XGC01Z TOOL ONLY **Z**

18V LXT® 10 oz. Caulk and Adhesive Gun

Delivers 1,100 lbs. of dispensing force with 5 speed dial optimizes flow rate from 0 - 66 IPM

Capacity (caulk or sealants)	10 oz.
Dispense Force	1,100 lbs.
Inches Per Minute (variable speed)	0 - 66 IPM
Speed Settings	5
Overall Length	15-7/8"



LXT® 18V
XGC01ZB TOOL ONLY **Z**

18V LXT® 20 oz. Barrel Style Caulk and Adhesive Gun

Delivers 1,100 lbs. of dispensing force with 5 speed dial optimizes flow rate from 0 - 66 IPM

Capacity (caulk or sealants)	20 oz.
Dispense Force	1,100 lbs.
Inches Per Minute (variable speed)	0 - 66 IPM
Speed Settings	5
Overall Length	21-1/4"



LXT® 18V
XGC01ZC TOOL ONLY **Z**

18V LXT® 29 oz. Caulk and Adhesive Gun

Delivers 1,100 lbs. of dispensing force with 5 speed dial optimizes flow rate from 0 - 66 IPM

Capacity (caulk or sealants)	29 oz.
Dispense Force	1,100 lbs.
Inches Per Minute (variable speed)	0 - 66 IPM
Speed Settings	5
Overall Length	21-1/4"

NAILERS & STAPLERS



LXT® 18V
XNB02RJ XNB02Z **Z**

18V LXT® 2-1/2" Straight Finish Nailer Kit, 16 Ga.

Drives up to 1,000 finish nails using a 5.0Ah 18V LXT® Battery

Nail Size	1" to 2-1/2" (16 ga.)
Maximum Magazine Capacity	110
Tool-less depth adjustment	Yes
LED light	Yes
Net Weight (with battery)	7.5 lbs.



LXT® 18V
XNB01Z TOOL ONLY **Z**

18V LXT® 2" Brad Nailer, 18 Gauge

Drives up to 1,660 finish nails using a 5.0Ah 18V LXT® Battery

Nail Size	5/8" to 2" (18 ga.)
Maximum Magazine Capacity	100
Tool-less depth adjustment	Yes
LED light	Yes
Net Weight (with battery)	7.7 lbs.



LXT® 18V
XTP02Z TOOL ONLY **Z**

18V LXT® 1-3/8" Pin Nailer, 23 Gauge

Drives 6 different lengths, 5/8", 11/16", 3/4", 1", 1-3/16" and 1-3/8", of 23 gauge pin nails

Nail Size	5/8", 11/16", 3/4", 1", 1-3/16", 1-3/8" (23 ga.)
Maximum Magazine Capacity	120
Tool-less depth adjustment	Yes
LED light	Yes
Net Weight (with battery)	5.1 lbs.



LXT® 18V
XTS01Z TOOL ONLY **Z**

18V LXT® 3/8" Crown Stapler

Fastens a wide range of 3/8" crown staples up to 610 cross-cuts per charge in 2x4 SPF Arrow® T50 type flat crown staples

Crown	3/8"
Leg Length	3/8" to 7/8"
Gauge	T50® Style
Maximum Magazine Capacity	98
Net Weight (with battery)	5.3 lbs.



LXT® 18V
XSS03Z TOOL ONLY **Z**

18V LXT® 5-3/8" Circular Trim Saw

Compact saw with 3,700 RPM for faster cutting speed

Blade Diameter	5-3/8"
No Load Speed	3,600 RPM
Max. Cutting Capacity	90° (2-1/4"), 45° (1-3/8")
Arbor	5/8"
Net Weight (with battery)	6 lbs.



LXT® 18V
XSS02Z TOOL ONLY **Z**

18V LXT® 6-1/2" Circular Saw

Compact saw that provides 2-1/4" Maximum Cutting Capacity

Blade Diameter	6-1/2"
No Load Speed	3,700 RPM
Max. Cutting Capacity	90° (2-1/4"), 45° (1-9/16")
Arbor	5/8"
Net Weight (with battery)	7.3 lbs.



LXT® 18V
BRUSHLESS
XSH04RB XSH04ZB **Z**

18V LXT® Sub-Compact Brushless 6-1/2" Circular Saw Kit

Sub-Compact and ergonomic blade-right design at only 10-5/8" long

Blade Diameter	6-1/2"
No Load Speed	5,000 RPM
Max. Cutting Capacity	90° (2-1/4"), 45° (1-5/8")
Arbor	5/8"
Net Weight (with battery)	6.4 lbs.



LXT® 18V
BRUSHLESS
XSH03T XSH03Z **Z**

18V LXT® Brushless 6-1/2" Circular Saw Kit

Powerful motor delivers 5,000 RPM for faster cutting and ripping

Blade Diameter	6-1/2"
No Load Speed	5,000 RPM
Max. Cutting Capacity	90° (2-1/4"), 50° (1-7/16"), 45° (1-5/8")
Arbor	5/8"
Net Weight (with battery)	7.3 lbs.



LXT® 36V
BRUSHLESS
XSH06PT XSH06Z **Z**

36V (18V X2) LXT® Brushless 7-1/4" Circular Saw Kit

Large 2-5/8" cutting capacity and delivers up to 610 cross-cuts per charge in 2x4 SPF using two LXT® 5.0Ah batteries

Blade Diameter	7-1/4"
No Load Speed	6,000 RPM
Max. Cutting Capacity	90° (2-5/8"), 56° (1-5/16"), 45° (1-13/16")
Arbor	5/8"
Net Weight (with battery)	10.5 lbs.



LXT® 36V
BRUSHLESS
XSR01PT XSR01Z **Z**

36V (18V X2) LXT® Brushless Rear Handle 7-1/4" Circular Saw Kit

Delivers up to 558 cross-cuts per charge in 2x4 SPF using two LXT® 5.0Ah batteries

Blade Diameter	7-1/4"
No Load Speed	5,100 RPM
Max. Cutting Capacity	90° (2-9/16"), 53° (1-1/2"), 45° (1-3/4")
Arbor	5/8"
Net Weight (with battery)	12.4 lbs.



LXT® 36V
BRUSHLESS
XSH10Z TOOL ONLY **Z**

36V (18V X2) LXT® Brushless 9-1/4" Circular Saw with Guide Rail Compatible Base

Large 3-3/8" cutting capacity at 90° with convenient guide rail compatible base without the need for an adapter

Blade Diameter	9-1/4"
Max. Cutting Capacity	90° (3-3/8"), 45° (2-3/8")
No Load Speed	4,500 RPM
Arbor	5/8"
Net Weight (with battery)	13.2 lbs.



LXT® 36V
BRUSHLESS
XPS01PTJ XPS01Z **Z**

36V (18V X2) LXT® Brushless 6-1/2" Plunge Circular Saw Kit

Delivers up to 125 cuts per charge in 4x8 sheets of 1/2" plywood per charge using two 5.0Ah batteries

Blade Diameter	6-1/2"
Arbor	20 mm
Max. Cutting Capacity	90° (2-3/16"), 45° (1-9/16")
No Load Speed (variable speed)	2,500 - 6,300 RPM
Automatic-start Wireless System (AWS®)	No



LXT® 36V
BRUSHLESS
XPS02ZU TOOL ONLY **Z**

36V (18V X2) LXT® Brushless 6-1/2" Plunge Circular Saw, AWS®

Delivers up to 125 cuts per charge in 4x8 sheets of 1/2" plywood per charge using two 5.0Ah batteries

Blade Diameter	6-1/2"
Arbor	20 mm
Max. Cutting Capacity	90° (2-3/16"), 45° (1-9/16")
No Load Speed (variable speed)	2,500 - 6,300 RPM
Automatic-start Wireless System (AWS®)	Yes (Transmitter Included)

JIG SAWS / RECIPRO SAWS



LXT 18V
BRUSHLESS
XVJ01Z TOOL ONLY **Z**

18V LXT® Brushless Barrel Grip Jig Saw

Ergonomically designed barrel grip allows closer-to-work control and more precise cuts

Length of Stroke	1"
Strokes Per Minute (variable speed)	800 - 3,500 SPM
Max. Cutting Capacity at 90°	Wood (5-5/16"), Mild Steel (3/8"), Aluminum (25/32")
Blade Shank	"T" Tang
Net Weight (with battery)	5.5 lbs.



LXT 18V
BRUSHLESS
XVJ05Z TOOL ONLY **Z**

18V LXT® Brushless Barrel Grip Jig Saw

Ergonomically compact barrel grip design allows closer-to-work control and more precise cuts

Length of Stroke	7/8"
Strokes Per Minute (variable speed)	800 - 3,000 SPM
Max. Cutting Capacity at 90°	Wood (5-5/16"), Steel (3/8"), Aluminum (25/32")
Blade Shank	"T" Tang
Net Weight (with battery)	5 lbs.



LXT 18V
BRUSHLESS
XVJ04Z TOOL ONLY **Z**

18V LXT® Brushless Jig Saw

Most compact and lightweight D-Handle Jig Saw in Makita LXT class

Length of Stroke	7/8"
Strokes Per Minute (variable speed)	0 - 3,000 SPM
Max. Cutting Capacity at 90°	Wood (5-5/16"), Steel (3/8"), Aluminum (25/32")
Blade Shank	"T" Tang
Net Weight (with battery)	5.2 lbs.



LXT 18V
BRUSHLESS
XVJ02Z TOOL ONLY **Z**

18V LXT® Brushless Jig Saw

Variable 6-speed control dial 800-3,500 SPM enables user to match the speed to the application

Length of Stroke	1"
Strokes Per Minute (variable speed)	800 - 3,500 SPM
Max. Cutting Capacity at 90°	Wood (5-5/16"), Mild Steel (3/8"), Aluminum (25/32")
Blade Shank	"T" Tang
Net Weight (with battery)	5.8 lbs.



LXT 18V
BRUSHLESS
XVJ03Z TOOL ONLY **Z**

18V LXT® Jig Saw

Variable speed motor delivers 0-2,600 strokes per minute for faster and efficient cutting

Length of Stroke	1"
Strokes Per Minute (variable speed)	0 - 2,600 SPM
Max. Cutting Capacity at 90°	Wood (5-5/16"), Steel (3/8"), Aluminum (25/32")
Blade Shank	"T" Tang
Net Weight (with battery)	6.4 lbs.



LXT 36V
BRUSHLESS
XRJ06PT **XRJ06Z** **Z**

36V (18V X2) LXT® Brushless Recipro Saw Kit

Powerful reciprocating saw that delivers up to 155 cuts per charge in 2x10 SPF lumber using two 5.0Ah batteries

Length of Stroke	1-1/4"
Max. Cutting Capacity	Wood w/ 12" Blade (10"), Pipe (5-1/8")
Strokes Per Minute (var. 2 spd.)	0 - 2,300 / 0 - 3,000 SPM
Overall Length	17-3/4"
Net Weight (with battery)	10.2 lbs.



LXT 18V
BRUSHLESS
XRJ05T **XRJ05Z** **Z**

18V LXT® Brushless Recipro Saw Kit

Powerful reciprocating saw that delivers variable 2-speed cutting at 0-2,300 & 0-3,000 strokes per minute and a 1-1/4" stroke length

Length of Stroke	1-1/4"
Max. Cutting Capacity	Wood w/ 12" Blade (10"), Pipe (5-1/8")
Strokes Per Minute (var. 2 spd.)	0 - 2,300 / 0 - 3,000 SPM
Overall Length	17-1/4"
Net Weight (with battery)	8.2 lbs.



LXT 18V
BRUSHLESS
XRJ08Z TOOL ONLY **Z**

18V LXT® Brushless Compact One-Handed Recipro Saw

Compact and lightweight for one-handed operation with up to 55% faster cutting speed

Length of Stroke	7/8"
Strokes Per Minute (variable speed)	0 - 3,100 SPM
Max. Cutting Capacity	Wood w/ 12" Blade (10"), Pipe (5-1/8")
Overall Length	14-3/8"
Net Weight (with battery)	5.5 lbs.



LXT 18V
BRUSHLESS
XRJ07R1B **XRJ07ZB** **Z**

18V LXT® Sub-Compact Brushless Recipro Saw Kit

Sub-Compact and ergonomic design at only 12-1/2" long and is ideal for working in tight spaces

Length of Stroke	13/16"
Max. Cutting Capacity	Wood w/ 12" Blade (10"), Pipe (5-1/8")
Strokes Per Minute (variable speed)	0 - 3,000 SPM
Overall Length	12-1/2"
Net Weight (with battery)	5.7 lbs.



LXT 18V
BRUSHLESS
XRJ04T **XRJ04Z** **Z**

18V LXT® Recipro Saw Kit

Powerful reciprocating saw that delivers 0-2,800 strokes per minute and a 1-1/4" stroke length

Length of Stroke	1-1/4"
Max. Cutting Capacity	Wood w/ 12" Blade (10"), Pipe (5-1/8")
Strokes Per Minute (variable speed)	0 - 2,800 SPM
Overall Length	19-1/8"
Net Weight (with battery)	8.3 lbs.

METALWORKING



LXT 18V
BRUSHLESS
XRJ01T **XRJ01Z** **Z**

18V LXT® Compact Recipro Saw Kit

Compact and ergonomic design for reduced operator fatigue

Length of Stroke	1/2"
Max. Cutting Capacity	Wood (2"), Pipe (2")
Strokes Per Minute (variable speed)	0 - 3,000 SPM
Overall Length	15-5/8"
Net Weight (with battery)	3.9 lbs.



LXT 18V
BRUSHLESS
XSC04Z TOOL ONLY **Z**

18V LXT® Brushless 5-7/8" Metal Cutting Saw, with Electric Brake and Chip Collector

Powerful 5-7/8" Metal Cutting Saw cuts Unistrut®, all thread, conduit, tubing, channel and more with Chip Collector

Blade Diameter	5-7/8"
Arbor	5/8"
Max. Cutting Depth	2-1/4"
No Load Speed	4,200 RPM
Electric Brake	Yes



LXT 18V
BRUSHLESS
XSC02Z TOOL ONLY **Z**

18V LXT® Brushless 5-7/8" Metal Cutting Saw

Powerful 5-7/8" Metal Cutting Saw cuts Unistrut®, all thread, conduit, tubing, channel and more

Blade Diameter	5-7/8"
Arbor	5/8"
Max. Cutting Depth	2-1/4"
No Load Speed	3,900 RPM
Net Weight (with battery)	6.4 lbs.



LXT 18V
BRUSHLESS
XSC03Z TOOL ONLY **Z**

18V LXT® 5-3/8" Metal Cutting Saw, with Electric Brake and Chip Collector

Powerful 5-3/8" Metal Cutting Saw cuts Unistrut®, all thread, conduit, tubing, channel and more with Chip Collector

Blade Diameter	5-3/8"
Arbor	5/8"
Max. Cutting Depth	2"
No Load Speed	3,600 RPM
Electric Brake	Yes



LXT 18V
BRUSHLESS
XSC01T **XSC01Z** **Z**

18V LXT® 5-3/8" Metal Cutting Saw Kit

Powerful 5-3/8" Metal Cutting Saw cuts Unistrut®, all thread, conduit, tubing, channel and more

Blade Diameter	5-3/8"
Arbor	5/8"
Max. Cutting Depth	2"
No Load Speed	3,600 RPM
Net Weight (with battery)	5.7 lbs.



LXT 18V
BRUSHLESS
XBP02TX **XBP02Z** **Z**

18V LXT® Portable Band Saw Kit

Powerful Deep Capacity 4-3/8" portable band saw with cuts Unistrut®, all thread, conduit, tubing, channel, and more

Max. Cutting Capacity	Rectangular Workpiece (4-3/4" x 4-3/4"), Round Workpiece (4-3/4")
Blade Length	44-7/8"
No Load Speed (variable speed)	275 - 530 ft./min.
Variable speed dial	Yes
Built-in light	Yes



LXT 18V
BRUSHLESS
XBP03T **XBP03Z** **Z**

18V LXT® Compact Band Saw Kit

Compact 2-1/2" portable band saw with cuts Unistrut®, all thread, conduit, tubing, channel, and more

Max. Cutting Capacity	Rectangular Workpiece (2-1/2" x 2-1/2"), Round Workpiece (2-1/2")
Blade Length	32-7/8"
No Load Speed (ft./min.)	630 ft./min.
Variable speed dial	No
Built-in light	Yes



LXT 18V
BRUSHLESS
XBP04Z TOOL ONLY **Z**

18V LXT® Compact Brushless Band Saw

Powerful Compact 2-1/2" portable band saw with cuts Unistrut®, all thread, conduit, tubing, channel, and more

Max. Cutting Capacity	Rectangular Workpiece (2-5/8" x 2-5/8"), Round Workpiece (2-5/8")
Blade Length	32-7/8"
No Load Speed (variable speed)	0 - 630 ft./min.
Variable speed dial	Yes
Net Weight (with battery)	7.9 lbs.



LXT 18V
BRUSHLESS
XBP05R1B **XBP05ZB** **Z**

18V LXT® Sub-Compact Brushless Band Saw Kit

Sub-Compact 2" portable band saw with cuts Unistrut®, all thread, conduit, tubing, channel, and more

Max. Cutting Capacity	Rectangular Workpiece (2" x 2"), Round Workpiece (2")
Blade Length	28-3/4"
No Load Speed (variable speed)	0 - 630 ft./min.
Variable speed dial	No
Built-in light	Yes



LXT 18V
BRUSHLESS
XDG01Z TOOL ONLY **Z**

18V LXT® 1/4" Die Grinder

Powerful compact barrel die grinder with slide switch lock-on design delivers 26,000 RPM

Max. Wheel Diameter	1-1/2"
Collet	1/4"
No Load Speed	26,000 RPM
Lock-On / Lock Off Switch	Yes / No
Net Weight (with battery)	4.4 lbs.



LXT® METALWORKING & WOODWORKING



LXT® 18V
XDG02Z TOOL ONLY **Z**

18V LXT® 1/4" Compact Die Grinder

Powerful compact barrel short neck die grinder with slide switch lock-on design delivers 26,000 RPM

Max. Wheel Diameter	1-1/2"
Collet	1/4"
No Load Speed	26,000 RPM
Lock-On / Lock-Off Switch	Yes / No
Net Weight (with battery)	3.8 lbs.



LXT® 36V
XWL01PT **XWL01Z** **Z**

36V (18V X2) LXT® Brushless 14" Cut-Off Saw Kit

Powerful 14" Cut-off saw with up to 5" round and 4" x 7-5/8" capacity ideal for cutting strut, pipe, all thread conduit, tubing, rebar and more

Blade Diameter	14"
No Load Speed	3,800 RPM
Max. Cutting Capacity (at 90°)	5"
Arbor	1"
Tool-less blade change	Yes

DELIVERS
7,800 RPM
FOR MAX PRODUCTIVITY



XAG12PT1



LXT® 36V **AFT®** **(BRAND)** **5.0Ah BATTERY**
XAG12PT1 **XAG12Z1** **Z**

36V (18V X2) LXT® Brushless 7" Cut-Off/Angle Grinder Kit

Powerful large angle grinder with Active Feedback-sensing Technology (AFT®) paddle switch design and Electric Brake

Wheel Diameter	7"
No Load Speed	7,800 RPM
Spindle Type	5/8" - 11 UNC
Switch Type	Body grip/paddle
Variable speed dial	No



X-LOCK
LXT® 18V **AFT®** **(BRAND)** **5.0Ah BATTERY**
XAG26Z TOOL ONLY **Z**

18V LXT® Brushless 4-1/2" / 5" Paddle Switch X-LOCK Angle Grinder, with AFT®

Powerful X-LOCK® angle grinder with Active Feedback-sensing Technology (AFT®) slide switch lock-on design and Electric Brake

Wheel Diameter	5"
No Load Speed	8,500 RPM
Spindle Type	X-LOCK
Switch Type	Body grip/paddle
Variable speed dial	No



X-LOCK
LXT® 18V **AFT®** **(BRAND)** **5.0Ah BATTERY**
XAG25Z TOOL ONLY **Z**

18V LXT® Brushless 4-1/2" / 5" X-LOCK Angle Grinder, with AFT®

Powerful X-LOCK® angle grinder with Active Feedback-sensing Technology (AFT®) paddle switch design and Electric Brake

Wheel Diameter	5"
No Load Speed	8,500 RPM
Spindle Type	X-LOCK
Switch Type	Body grip/slide
Variable speed dial	No



LXT® 18V **AFT®** **(BRAND)** **5.0Ah BATTERY**
XAG20Z TOOL ONLY **Z**

18V LXT® Brushless 4-1/2" / 5" Paddle Switch Cut-Off/Angle Grinder

Powerful variable speed angle grinder with Active Feedback-sensing Technology (AFT®) paddle switch design and Electric Brake

Wheel Diameter	5"
No Load Speed (variable speed)	3,000 - 8,500 RPM
Spindle Type	5/8" - 11 UNC
Switch Type	Body grip/paddle
Variable speed dial	Yes



LXT® 18V **AFT®** **(BRAND)** **5.0Ah BATTERY**
XAG16Z TOOL ONLY **Z**

18V LXT® Brushless 4-1/2" / 5" Cut-Off/Angle Grinder

Powerful variable speed angle grinder with Active Feedback-sensing Technology (AFT®) slide switch lock-on design and Electric Brake

Wheel Diameter	5"
No Load Speed (variable speed)	3,000 - 8,500 RPM
Spindle Type	5/8" - 11 UNC
Switch Type	Body grip/slide
Variable speed dial	Yes



LXT® 18V **AFT®** **(BRAND)** **5.0Ah BATTERY**
XAG11T **XAG11Z** **Z**

18V LXT® Brushless 4-1/2" / 5" Cut-Off/Angle Grinder Kit

Powerful angle grinder with Active Feedback-sensing Technology (AFT®) paddle switch design and Electric Brake

Wheel Diameter	5"
No Load Speed	8,500 RPM
Spindle Type	5/8" - 11 UNC
Switch Type	Body grip/paddle
Variable speed dial	No



LXT® 18V **AFT®** **(BRAND)** **5.0Ah BATTERY**
XAG09Z TOOL ONLY **Z**

18V LXT® Brushless 4-1/2" / 5" Cut-Off/Angle Grinder

Powerful angle grinder with Active Feedback-sensing Technology (AFT®) slide switch lock-on design and Electric Brake

Wheel Diameter	5"
No Load Speed	8,500 RPM
Spindle Type	5/8" - 11 UNC
Switch Type	Body grip/slide
Variable speed dial	No



LXT® 18V **AFT®** **(BRAND)** **5.0Ah BATTERY**
XAG04T **XAG04Z** **Z**

18V LXT® Brushless 4-1/2" / 5" Cut-Off/Angle Grinder Kit

Powerful angle grinder with Active Feedback-sensing Technology (AFT®) slide switch lock-on design

Wheel Diameter	5"
No Load Speed	8,500 RPM
Spindle Type	5/8" - 11 UNC
Switch Type	Body grip/slide
Variable speed dial	No



LXT® 18V **5.0Ah BATTERY**
XNJ01T **XNJ01Z** **Z**

18V LXT® 16 Gauge Nibbler Kit

Ideal for cutting roofing sheet metal at thicknesses up to 16 gauge

Capacity	Aluminum (12 ga.), Mild Steel (16 ga.), Stainless (18 ga.)
Cutting Radius	Inner Edge (1-3/4"), Outer Edge (2")
Strokes Per Minute (variable speed)	0 - 1,900 SPM
Overall Length	12-3/8"
Net Weight (with battery)	4.8 lbs.



LXT® 18V **5.0Ah BATTERY**
XSJ05T **XSJ05Z** **Z**

18V LXT® Brushless 1/2" Fiber Cement Shear Kit

Efficient cutting of up to 1/2" thick cement board while producing less dust

Max. Cutting Capacity	1/2"
Strokes Per Minute (variable speed)	0 - 3,000 SPM
360° Rotating Head	Yes
Lock-On Switch	No
Overall Length	14-7/8"



LXT® 18V **5.0Ah BATTERY**
XSJ04T **XSJ04Z** **Z**

18V LXT® Brushless 18 Gauge Offset Shear Kit

Cuts up to 18 ga. mild steel, 20 ga. stainless steel and capable of radius cuts up to 3" in various sheet metal types

Capacity	Mild Steel (18 ga.), Stainless (20 ga.), Aluminum (12 ga.)
Strokes Per Minute (variable speed)	0 - 3,000 SPM
360° Rotating Head	Yes
Minimum Cutting Radius	3"
Lock-On Switch	Yes



LXT® 18V **5.0Ah BATTERY**
XSJ01Z TOOL ONLY **Z**

18V LXT® 18 Gauge Straight Shear

Cuts up to 18 gauge mild steel and 20 gauge stainless steel

Capacity	Mild Steel (18 ga.), Stainless (20 ga.), Aluminum (13 ga.)
Strokes Per Minute (variable speed)	0 - 3,000 SPM
360° Rotating Head	Yes
Minimum Cutting Radius	6"
Lock-On Switch	No



LXT® 18V **5.0Ah BATTERY**
XSJ02Z TOOL ONLY **Z**

18V LXT® 16 Gauge Compact Straight Shear

Cuts up to 16 ga. mild steel, 18 ga. stainless steel and easily cuts through 22 ga. spiral duct seams

Capacity	Mild Steel (16 ga.), Stainless (18 ga.), Aluminum (13 ga.)
Strokes Per Minute	4,300 SPM
360° Rotating Head	No
Lock-On Switch	Yes
Overall Length	14-1/4"



LXT® 18V **5.0Ah BATTERY**
XSJ03T **XSJ03Z** **Z**

18V LXT® Brushless 14 Gauge Straight Shear Kit

Cuts up to 14 ga. mild steel, 16 ga. stainless steel and easily cuts through spiral duct seams

Capacity	Mild Steel (14 ga.), Stainless (16 ga.), Aluminum (12 ga.)
Strokes Per Minute (variable speed)	0 - 3,000 SPM
360° Rotating Head	Yes
Minimum Cutting Radius	7"
Lock-On Switch	Yes



LXT® 18V **5.0Ah BATTERY**
XCS06T1 **XCS06ZK** **Z**

18V LXT® Brushless Steel Rod Flush-Cutter Kit

Effortless cutting of up to #8 rebar or 1" threaded rod; cuts up to an 1/8" flush to the surface

Blade Diameter	4-5/16"
Cutting Capacity (thickness)	1"
No Load Speed	2,200 RPM
Switch Type	Slide
Net Weight (with battery)	8.8 lbs.



LXT® 18V **5.0Ah BATTERY**
XCS03Z TOOL ONLY **Z**

18V LXT® Brushless Threaded Rod Cutter

With 3/8" capacity provides spark-free cuts that are clean and burr-free for easy hand-threading of fastener or nut

Blade Configuration	Double sided
Max. Cutting Capacity	3/8"
Min. Cutting Capacity	1/4"
Overall Length	7-7/8"
Net Weight (with battery)	7 lbs.



LXT® 18V **5.0Ah BATTERY**
XCS04T1 **XCS04ZK** **Z**

18V LXT® Brushless Rebar Cutter Kit

Performs up to 233 cuts of #5 rebar with one 18V LXT® 5.0Ah Battery

Blade Configuration	Double sided
Cutting Capacity (thickness)	5/8"
Overall Length	14-1/8"
Net Weight (with battery)	15.2 lbs.
Built-in light	Yes

METALWORKING Contd.



LXT® 18V **5.0Ah BATTERY**

XCS01T1 XCS01Z

18V LXT® Rebar Cutter Kit
Cutting capacity range of 1/8" - 3/4"; cuts up to 60 grade #6 rebar

Blade Configuration	Double sided
Cutting Capacity (thickness)	3/4"
Overall Length	16-1/5"
Net Weight (with battery)	24.3 lbs.
Built-in light	No



LXT® 18V **BRUSHLESS**

XCM01Z **TOOL ONLY**

18V LXT® Brushless 3" Cut-Off Tool
Powerful Compact 3" Cut-off designed for cutting a wide range of materials including metal, tile, pvc pipe and more

No Load Speed (variable speed)	20,000 - RPM
Arbor	3/8"
Forward switch	Yes
Includes dust extraction guard	Yes
Net Weight (with battery, sold separately)	2.6 lbs.



LXT® 18V **BRUSHLESS**

XVP01R1B XVP01ZB

18V LXT® Sub-Compact Brushless 3" Polisher / 2" Sander Kit
Sub-Compact Solution for a Variety of Precise Detail Polishing or Sanding Applications

Pad Size (round)	3"
Sanding Disc	2"
No Load Speed (variable speed)	Low (0 - 2,800 RPM), High (0 - 9,500 RPM)
Spindle Type	5/16-24 UNF
Variable Speed	Yes



LXT® 18V **BRUSHLESS**

XVR01T XVR01Z

18V LXT® Brushless Rivet Tool Kit
Installs rivets up to 3/16" (4.8 mm) delivers 10 kN of pulling force

Pulling Force	10 kN
Stroke Length	25 mm
LED light	Yes
Height (with battery)	11-1/4"
Net Weight (with battery)	4.9 lbs.



LXT® 18V **BRUSHLESS**

XVR02T XVR02Z

18V LXT® Brushless Rivet Tool Kit
Installs rivets up to 1/4" (6.4 mm) delivers 20 kN of pulling force

Pulling Force	20 kN
Stroke Length	30 mm
LED light	Yes
Height (with battery)	11-1/4"
Net Weight (with battery)	5.3 lbs.

WOODWORKING



LXT® 18V **BRUSHLESS**

XSL05Z **TOOL ONLY**

18V LXT® Brushless 6-1/2" Compact Dual-Bevel Compound Miter Saw
Powerful cutting capability with 1-13/16" x 3-5/8" cutting capacity at miter 90°

Blade Diameter	6-1/2"
No Load Speed	5,000 RPM
Max. Cutting Capacity	Miter 90° (1-13/16" x 3-5/8") Miter 45°, L/R (1-13/16" x 2-9/16")
Arbor	5/8"
Dimensions (LxWxH)	13-3/8" x 15-3/4" x 17-1/4"



LXT® 36V **BRUSHLESS**

XSL02Z **TOOL ONLY**

36V (18V X2) LXT® Brushless 7-1/2" Dual Slide Compound Miter Saw
Powerful cutting capability with 2-1/16" x 11-3/4" cutting capacity at miter 90°

Blade Diameter	7-1/2"
No Load Speed	5,700 RPM
Max. Cutting Capacity	Miter 90° (2-1/16" x 11-3/4") Miter 45°, L/R (2-1/16" x 8-3/8")
Arbor	5/8"
Dimensions (LxWxH)	25-3/4" x 17" x 17-1/2"



LXT® 36V **BRUSHLESS**

XSL06PT XSL06Z

36V (18V X2) LXT® Brushless 10" Dual-Bevel Sliding Compound Miter Saw Kit
Powerful cutting capability with 2-13/16" x 12" cutting capacity at miter 90°

Blade Diameter	10"
No Load Speed	4,400 RPM
Max. Cutting Capacity	Miter 90° (2-13/16" x 12") Miter 45°, L/R (2-13/16" x 8-1/2")
Arbor	5/8"
Dimensions (LxWxH)	31-3/4" x 25-3/8" x 26"



LXT® 36V **BRUSHLESS** **AWS**

XSL04PTU **5.0Ah BATTERY**

36V (18V X2) LXT® Brushless 10" Dual-Bevel Sliding Compound Miter Saw Kit, AWS®
Powerful cutting capability with 2-13/16" x 12" cutting capacity at miter 90°

Blade Diameter	10"
No Load Speed	4,400 RPM
Max. Cutting Capacity	Miter 90° (2-13/16" x 12") Miter 45°, L/R (2-13/16" x 8-1/2")
Arbor	5/8"
Dimensions (LxWxH)	31-3/4" x 25-3/8" x 26"



LXT® 36V **BRUSHLESS**

XSL07PT XSL07Z

36V (18V X2) LXT® Brushless 12" Dual-Bevel Sliding Compound Miter Saw Kit
Powerful cutting capability with 3-5/8" x 15" cutting capacity at miter 90°

Blade Diameter	12"
No Load Speed	4,400 RPM
Max. Cutting Capacity	Miter 90° (3-5/8" x 15") Miter 45°, L/R (3-5/8" x 10-1/2")
Arbor	1"
Dimensions (LxWxH)	35-1/4" x 27-1/4" x 28-1/2"



LXT® 36V **BRUSHLESS** **AWS**

XSL08PT XSL08Z

36V (18V X2) LXT® Brushless 12" Dual-Bevel Sliding Compound Miter Saw Kit, AWS® Capable
Powerful cutting capability with 3-5/8" x 15" cutting capacity at miter 90°

Blade Diameter	12"
No Load Speed	4,400 RPM
Max. Cutting Capacity	Miter 90° (3-5/8" x 15") Miter 45°, L/R (3-5/8" x 10-1/2")
Arbor	1"
Dimensions (LxWxH)	35-1/4" x 27-1/4" x 28-1/2"



LXT® 18V

XMT035 XMT03Z

18V LXT® Oscillating Multi-Tool Kit
"Tool-less" clamp system for fast accessory installation and small diameter barrel grip of only 2-3/8" for improved handling (Uses OIS blades)

Oscillations Per Minute	6,000 - 20,000 OPM
Oscillation Angle	3.2°
Attachment Type (Multi-Tools)	OIS
Overall Length	13-3/8"
Net Weight (with battery)	4.9 lbs



LXT® 18V **BRUSHLESS** **AVT**

XMT04R1B XMT04ZB

18V LXT® Sub-Compact Brushless StarlockMax® Oscillating Multi-Tool Kit
Anti-Vibration Technology (AVT®) for up to 85% reduced vibration

Oscillations Per Minute	10,000 - 20,000 OPM
Oscillation Angle	3.6°
Attachment Type (Multi-Tools)	StarlockMAX®, StarlockPlus®, Starlock™
Overall Length	12"
Net Weight (with battery)	3.7 lbs.



LXT® 18V **BRUSHLESS**

XOB03Z **TOOL ONLY**

18V LXT® Brushless 1/3 Sheet Finishing Sander, AWS® Capable
Motor and battery location reduces fluttering and helps achieve an evenly finished surface

Pad Size	3-5/8" x 7-1/4"
Abrasive Paper Size	3-5/8" x 9"
Orbits Per Minute (3 speed)	4,000, 8,000, 12,000 OPM
Orbit Diameter	1/16"
Net Weight (with battery)	4.9 lbs.



LXT® 18V

XOB02Z **TOOL ONLY**

18V LXT® 1/4 Sheet Finishing Sander
Corded performance with through-the-pad dust collection system with built-in dust port; dust bag and vacuum compatible

Pad Size	4-3/8" x 4"
Abrasive Paper Size	4-1/2" x 4"
Orbits Per Minute (2 speed)	11,000, 14,000 OPM
Orbit Diameter	1/16"
Net Weight (with battery)	3.8 lbs.



LXT® 18V

XOB01Z **TOOL ONLY**

18V LXT® Random Orbit Sander
Ergonomically designed body and grip for increased operator comfort and with pad brake engineered for reduced free-spin and improved overall finish

Pad Size (round)	5"
Abrasive Disc Size	5"
Orbits Per Minute (3 speed)	7,000, 9,500, 11,000 OPM
Orbit Diameter	1/8"
Net Weight (with battery)	3.6 lbs



LXT® 18V

XSB01Z **TOOL ONLY**

18V LXT® Brushless 3/8" x 21" Detail Belt Sander
Versatile for use in wood and steel applications with compact sanding arm that pivots up to 160° for compact storage

Belt Size	3/8" x 21"
Belt Speed (variable speed)	1,960 - 5,600 ft./min.
Applications (Material)	Wood, Metal
Overall Length	19-3/4"
Net Weight (with battery)	4.5 lbs.



LXT® 18V **BRUSHLESS**

XTR01T7 XTR01Z

18V LXT® Brushless Compact Router Kit
Up to 380 feet of cutting performance in red oak using a 1/4" (6mm) straight bit at a 5/32" (4mm) depth with a 5.0Ah battery

No Load Speed (variable speed)	10,000 - 30,000 RPM
Plunge Cap	1-9/16"
Collet	1/4"
Constant speed control	Yes
Variable speed dial	Yes



LXT® 18V **BRUSHLESS** **AWS**

XPK02Z **TOOL ONLY**

18V LXT® Brushless 3-1/4" Planer, AWS® Capable
Planes up to 3-1/4" wide and 1/8" deep in a single pass with ability to rabbet up to 1" deep

No Load Speed	12,000 RPM
Planing Width	Width (3-1/4"), Depth (1/8")
Overall Length	12-19/32"
Net Weight (with battery)	6.5 lbs.
Automatic-start Wireless System (AWS®) Capable (transmitter sold separately)	



LXT® 18V

XPK01Z **TOOL ONLY**

18V LXT® 3-1/4" Planer
Planes up to 3-1/4" wide and 5/64" deep in a single pass

No Load Speed	15,000 RPM
Planing Width	Width (3-1/4"), Depth (5/64")
Overall Length	13-1/8"
Net Weight (with battery)	7.4 lbs.
Automatic-start Wireless System (AWS®)	No



LXT® WOODWORKING, CONCRETE & CLEANING



LXT® 18V XJP03Z TOOL ONLY Z

18V LXT® Plate Joiner

Six depth settings with one-touch stops for #0, #10, and #20 and most common biscuits sizes

Blade Diameter	4"
Max. Cutting Depth	3/4"
No Load Speed	12,000 RPM
Overall Length	13-3/4"
Net Weight (with battery)	6.7 lbs



LXT® 18V XGH02ZK TOOL ONLY Z

18V LXT® Variable Temperature Heat Gun

Adjustable temperature up to 1,022°F with variable air flow 4.2/7.1 CFM

Max. Air Temperature	1,022 ° F
Max. Air Temperature (adjustable)	
Ambient Air Temperature, 302 °F, 482 °F, 662 °F, 842 °F and 1,022 °F	
Air Volume (2 speed)	4.2 and 7.1 CFM
LED light	Yes
Overall Length	6-13/16"



LXT® 18V XGH01ZK TOOL ONLY Z

18V LXT® Heat Gun

High temperature at 1,022°F with max air flow of 7.1 CFM

Max. Air Temperature	1,022 ° F
Air Volume	7.1 CFM
LED light	Yes
Net Weight (with battery)	2.9 lbs.
Overall Length	6-5/8"

POWER CUTTER



CORDLESS POWER CUTS THROUGH CONCRETE & METAL

XEC01PT1



INCLUDES
4 BATTERIES
TOTAL

LXT® 36V BRUSHLESS XEC01PT1 XEC01Z Z

36V (18V X2) LXT® Brushless 9" Power Cutter Kit w/ 4 Batteries

Powerful cutting solution for a variety of applications with a max cutting depth of 3-1/2"

Wheel Diameter	9"
No Load Speed	6,600 RPM
Max. Cutting Depth	3-1/2"
Arbor Size	7/8"
Net Weight (with battery)	13.7 lbs.

POWER SCRAPER / ROTARY HAMMERS



LXT® 18V BRUSHLESS XKH01TJ

18V LXT® Brushless SDS-PLUS AVT® Power Scraper Kit

SDS-Plus Scraper delivers 2.2 ft.lbs. of impact energy

Blows Per Minute (variable speed)	0 - 3,200 BPM
Impact Energy	2.2 ft.lbs. / 2.1 J
Vibration Control	Yes
Net Weight	7.9 lbs.
Overall Length	14-1/2"



LXT® 36V BRUSHLESS AVT® AFT® XRH07PTUN XRH07ZKUN Z

36V (18V X2) LXT® Brushless 1-9/16" SDS-MAX Advanced AVT® Rotary Hammer Kit, AFT®, AWS®

1-9/16" SDS-Max Rotary Hammer delivers 8.4 ft. lbs. of Impact Energy 250-500 RPM, 1,450-2,900 BPM

Max. Capacity (concrete drilling)	1-9/16"
Optimum Range (concrete drilling)	5/8" - 1-1/4"
Impact Energy	8.4 ft.lbs. / 11.4 J
Blows Per Minute (variable speed)	1,450 - 2,900 BPM
No Load Speed (variable speed)	250 - 500 RPM



LXT® 36V BRUSHLESS AVT® AFT® XRH10PTW XRH10ZW Z

36V (18V X2) LXT® 36V Brushless 1-1/8" SDS-PLUS AVT® Rotary Hammer Kit, AFT®, AWS® Capable

1-1/8" SDS-Plus Rotary Hammer delivers 2.3 ft. lbs. of Impact Energy 0-980 RPM, 0-5000 BPM with Dust Extractor

Max. Capacity (concrete drilling)	1-1/8"
Optimum Range (concrete drilling)	3/16" - 5/8"
Impact Energy	2.3 ft.lbs. / 3.2 J
Blows Per Minute (variable speed)	0 - 5,000 BPM
No Load Speed (variable speed)	0 - 980 RPM



LXT® 36V BRUSHLESS AVT® XRH08PT XRH08Z Z

36V (18V X2) LXT® Brushless 1-1/8" SDS-PLUS AVT® Rotary Hammer Kit

1-1/8" SDS-Plus Rotary Hammer delivers 2.3 ft. lbs. of Impact Energy 0-980 RPM, 0-5000 BPM

Max. Capacity (concrete drilling)	1-1/8"
Optimum Range (concrete drilling)	3/16" - 5/8"
Impact Energy	2.3 ft.lbs. / 3.2 J
Blows Per Minute (variable speed)	0 - 5,000 BPM
No Load Speed (variable speed)	0 - 980 RPM



LXT® 18V BRUSHLESS HEPA filter XRH011TWX XRH012WX Z

18V LXT® Brushless 1" SDS-PLUS Rotary Hammer Kit, w/ HEPA Dust Extractor Attachment

1" SDS-PLUS Rotary Hammer delivers 1.7 ft. lbs. of Impact Energy 0-950 RPM, 0-4,700 BPM with Dust Extractor

Max. Capacity (concrete drilling)	1"
Optimum Range (concrete drilling)	3/16" - 1/2"
Impact Energy	1.7 ft.lbs. / 2.4 J
Blows Per Minute (variable speed)	0 - 4,700 BPM
No Load Speed (variable speed)	0 - 950 RPM



LXT® 18V BRUSHLESS XRH01T XRH01Z Z

18V LXT® Brushless 1" SDS-PLUS Rotary Hammer Kit

1" SDS-PLUS Rotary Hammer delivers 1.7 ft. lbs. of Impact Energy 0-950 RPM, 0-4,700 BPM

Max. Capacity (concrete drilling)	1"
Optimum Range (concrete drilling)	3/16" - 1/2"
Impact Energy	1.7 ft.lbs. / 2.4 J
Blows Per Minute (variable speed)	0 - 4,700 BPM
No Load Speed (variable speed)	0 - 950 RPM



LXT® 18V XRH04Z TOOL ONLY Z

18V LXT® 7/8" SDS-PLUS Rotary Hammer

7/8" SDS-PLUS Rotary Hammer delivers 1.5 ft. lbs. of Impact Energy 0-1,200 RPM and 0-4,000 BPM

Max. Capacity (concrete drilling)	7/8"
Optimum Range (concrete drilling)	5/32" - 1/2"
Impact Energy	2 J / 1.5 ft.lbs.
Vibration (m/s²)	12.5
No Load Speed (variable speed)	0 - 1,200 RPM



LXT® 18V XRH03Z TOOL ONLY Z

18V LXT® 7/8" SDS-PLUS Rotary Hammer

7/8" SDS-PLUS Rotary Hammer delivers 1.4 ft. lbs. of Impact Energy 0-1,200 RPM and 0-4,000 BPM

Max. Capacity (concrete drilling)	7/8"
Optimum Range (concrete drilling)	5/32" - 1/2"
Impact Energy	1.4 ft.lbs. / 1.9 J
No Load Speed (variable speed)	0 - 1,200 RPM
Blows Per Minute (variable speed)	0 - 4,000 BPM



LXT® 18V BRUSHLESS AVT® XRH12TW XRH12ZW Z

18V LXT® Brushless 11/16" SDS-PLUS AVT® Rotary Hammer Kit w/ Dust Extractor, AWS® Capable

7/8" SDS-PLUS Rotary Hammer delivers 1.5 ft. lbs. of Impact Energy 0-1,200 RPM and 0-4,000 BPM

Max. Capacity (concrete drilling)	11/16"
Optimum Range (concrete drilling)	5/32" - 3/8"
Impact Energy	1.2 ft.lbs. / 1.7 J
Blows Per Minute (variable speed)	0 - 5,000 BPM
No Load Speed (variable speed)	0 - 1,350 RPM



LXT® 18V BRUSHLESS AVT® XRH12Z TOOL ONLY Z

18V LXT® Brushless 11/16" SDS-PLUS AVT® Rotary Hammer, AWS® Capable

11/16" SDS-PLUS Rotary Hammer delivers 1.2 ft. lbs. of Impact Energy 0-1,350 RPM, 0-5,000 BPM

Max. Capacity (concrete drilling)	11/16"
Optimum Range (concrete drilling)	5/32" - 3/8"
Impact Energy	1.2 ft.lbs. / 1.7 J
Blows Per Minute (variable speed)	0 - 5,000 BPM
No Load Speed (variable speed)	0 - 1,350 RPM



LXT® 18V BRUSHLESS XRH06ZB TOOL ONLY Z

18V LXT® Sub-Compact Brushless 11/16" SDS-PLUS Rotary Hammer

11/16" Sub-Compact SDS-PLUS Rotary Hammer delivers 88 ft. lbs. of Impact Energy 0-680 RPM, 0-4,800 BPM

Max. Capacity (concrete drilling)	11/16"
Optimum Range (concrete drilling)	5/32" - 3/8"
Impact Energy	.88 ft.lbs. / 1.2 J
No Load Speed (variable speed)	0 - 680 RPM
Blows Per Minute (variable speed)	0 - 4,800 BPM



LXT® 18V BRUSHLESS AWS® XCC01Z TOOL ONLY Z

18V LXT® Brushless 5" Wet/Dry Masonry Saw, AWS® Capable

Powerful Wet and Dry Cutting of Tile, Masonry, Concrete and More

Blade Diameter	5"
Max. Cutting Capacity	90° (1-9/16"), 45° (1-1/16")
No Load Speed	8,800 RPM
Arbor	20 mm
Net Weight (with battery)	6.6 lbs.



LXT® 18V BRUSHLESS XRT02TK

18V LXT® Brushless Deep Capacity Rebar Tying Tool Kit

Deep Capacity max tying of #8 x #7 bar with up to 5,000 ties of #4 x #4 diameter rebar using an 18V LXT® 5.0Ah Battery

Wire Diameter	21 ga.
Rebar Size Capacity	#4x#4 - #8x#7
Approx. Ties Per Charge	5,000
Approx. Ties Per Reel	100
Tie Wraps	4



LXT® 18V BRUSHLESS XRT01TK

18V LXT® Brushless Rebar Tying Tool Kit

Up to 5,300 ties of #3 x #3 diameter rebar using an 18V LXT® 5.0Ah Battery

Wire Diameter	21 ga.
Rebar Size Capacity	#3x#3 - #5x#5
Approx. Ties Per Charge	5,300
Approx. Ties Per Reel	120
Tie Wraps	3



LXT® 18V BRUSHLESS XCS06T1 XCS06ZK Z

18V LXT® Brushless Steel Rod Flush-Cutter Kit

Effortless cutting of up to #8 rebar or 1" threaded rod; cuts up to an 1/8" flush to the surface

Blade Diameter	4-5/16"
Cutting Capacity (thickness)	1"
No Load Speed	2,200 RPM
Switch Type	Slide
Net Weight (with battery)	8.8 lbs.



LXT® 18V
XCS03Z TOOL ONLY **Z**
18V LXT® Brushless Threaded Rod Cutter

With 3/8" capacity provides spark-free cuts that are clean and burr-free for easy hand-threading of fastener or nut

Blade Configuration	Double sided
Max. Cutting Capacity	3/8"
Min. Cutting Capacity	1/4"
Overall Length	7-7/8"
Net Weight (with battery)	7 lbs.



LXT® 18V
XCS04T1 **XCS04ZK** **Z**
18V LXT® Brushless Rebar Cutter Kit

Performs up to 233 cuts of #5 rebar with one 18V LXT® 5.0Ah Battery

Blade Configuration	Double sided
Cutting Capacity (thickness)	5/8"
Overall Length	14-1/8"
Net Weight (with battery)	15.2 lbs.
Built-in light	Yes



LXT® 18V
XCS01T1 **XCS01Z** **Z**
18V LXT® Rebar Cutter Kit

Cutting capacity range of 1/8" - 3/4"; cuts up to 60 grade #6 rebar

Blade Configuration	Double sided
Cutting Capacity (thickness)	3/4"
Overall Length	16-1/5"
Net Weight (with battery)	24.3 lbs.
Built-in light	No

CONCRETE VIBRATORS



LXT® 18V
XRV02T **XRV02Z** **Z**
18V LXT® 8' Concrete Vibrator Kit

Delivers 12,500 VPM to help increase strength of concrete

No Load Vibrations/Min.	12,500
Vibrator Head Diameter	1"
Vibrator Head Length	8-11/16"
Shaft Length	96"
Battery	18V LXT® Lithium-Ion



LXT® 18V
XRV01T **XRV01Z** **Z**
18V LXT® 4' Concrete Vibrator Kit

Delivers 13,000 VPM to help increase strength of concrete

No Load Vibrations/Min.	13,000
Vibrator Head Diameter	1"
Vibrator Head Length	8-11/16"
Shaft Length	48"
Battery	18V LXT® Lithium-Ion

MULTI-SURFACE SCANNER



LXT® 18V
DWD181R1J **DWD181ZJ** **Z**
18V LXT® Multi-Surface Scanner Kit

Detects Objects in Multiple Types of Base Materials to Allow for Immediate Cutting, Drilling or Coring

Battery	18V LXT® Lithium-Ion
Max. Detection Depth	Metal (7-1/16"), Plastic Pipe (4-23/32"), Shielded Electric Wire (4-23/32")
Accuracy of Depth to Object	3/16"
Localization Accuracy	3/16"
Min. Detectable Distance Between Objects	1-9/16"

VACUUMS



LXT® 18V
XLC09R1B **XLC09ZB** **Z**
18V LXT® Brushless 4-Speed Compact Stick Vacuum Kit, w/ Push Button

125W of suction power (42 CFM, 72" water lift) in black, 4-speed push button with bagless canister

Stick Vacuum Type	Bagless Canister
Switch Type	4-Speed Push Button
Air Flow Rate	42 CFM
Static Water Lift	72.3"
Capacity	.75L



LXT® 18V
XLC10R1W **XLC10ZW** **Z**
18V LXT® Brushless 4-Speed Compact Stick Vacuum Kit, w/ Push Button and Dust Bag

125W of suction power (42 CFM, 72" water lift) in white, 4-speed push button with disposable paper or reusable cloth dust bag for dust-free debris disposal

Stick Vacuum Type	Dust Bag (Reusable or Disposable)
Switch Type	4-Speed Push Button
Air Flow Rate	42 CFM
Static Water Lift	72.3"
Capacity	.5L



LXT® 18V
XLC11R1W **XLC11ZW** **Z**
18V LXT Brushless Cyclonic 4-Speed Compact Stick Vacuum Kit, w/ Push Button

100W of suction power (35CFM, 72" water lift) in white, 4-speed push button with powerful cyclonic action that separates dust particles for 6X longer filter life

Stick Vacuum Type	Cyclonic Bagless Canister
Switch Type	4-Speed Push Button
Air Flow Rate	35 CFM
Static Water Lift	72"
Capacity	.25L



LXT® 18V
XLC08R1B **XLC08ZB** **Z**
18V LXT® Brushless Compact Stick Vacuum Kit, Trigger w/ Lock

90W of suction power (39 CFM, 70" water lift) in black, speed trigger with lock-on with bagless canister

Stick Vacuum Type	Bagless Canister
Switch Type	Trigger with Lock-On Switch
Air Flow Rate	39 CFM
Static Water Lift	70.2"
Capacity	.75L



LXT® 18V
XLC03R1BX4 **XLC03ZBX4** **Z**
18V LXT® Brushless Compact Stick Vacuum Kit, Trigger w/ Lock

40W of suction power (49 CFM, 25" water lift) in black, speed trigger with lock-on with bagless canister

Stick Vacuum Type	Bagless Canister
Switch Type	Trigger with Lock-On Switch
Air Flow Rate	49 CFM
Static Water Lift	25"
Capacity	.75L



LXT® 18V
XLC03R1WX4 **XLC03ZW4** **Z**
18V LXT® Brushless Compact Stick Vacuum Kit, Trigger w/ Lock

40W of suction power (49 CFM, 25" water lift) in white, speed trigger with lock-on with bagless canister

Stick Vacuum Type	Bagless Canister
Switch Type	Trigger with Lock-On Switch
Air Flow Rate	49 CFM
Static Water Lift	25"
Capacity	.75L



LXT® 18V
XLC02R1B **XLC02ZB** **Z**
18V LXT® Compact Vacuum Kit

37W of suction power (46 CFM, 14" water lift) in black, speed trigger with bagless canister

Stick Vacuum Type	Bagless Canister
Switch Type	Trigger
Air Flow Rate	46 CFM
Static Water Lift	14"
Capacity	.75L



LXT® 18V
XLC02RB1W **XLC02ZW** **Z**
18V LXT® Compact Stick Vacuum Kit, w/ Trigger

37W of suction power (46 CFM, 14" water lift) in white, speed trigger with disposable paper or reusable cloth dust bag for dust-free debris disposal

Stick Vacuum Type	Bagless Canister
Switch Type	Trigger
Air Flow Rate	46 CFM
Static Water Lift	14"
Capacity	.75L



LXT® 18V
XLC01ZB TOOL ONLY **Z**
18V LXT® 2-Speed Compact Stick Vacuum, w/ Push Button

30W of suction power (35 CFM, 14" water lift) in black, 2-speed push button with disposable paper or reusable cloth dust bag for dust-free debris disposal

Stick Vacuum Type	Dust Bag (Reusable or Disposable)
Switch Type	Trigger
Air Flow Rate	35 CFM
Static Water Lift	14"
Capacity	.5L



LXT® 18V
XLC07SY1 **XLC07Z** **Z**
18V LXT® Compact Handheld Canister Vacuum Kit

Versatile and portable for quick clean-ups and car interior cleaning

Capacity (Liters)	.5L
Air Flow Rate	49 CFM
Static Water Lift	22"
HEPA filter	No
Net Weight (with battery)	4.6 lbs.



LXT® 18V **HEPA filter**
XGV1T **XCV11Z** **Z**
18V LXT® Brushless 2 Gal. HEPA Filter Portable Wet/Dry Dust Extractor/Vacuum Kit

Compact 2 gallon HEPA filter wet/dry handheld canister vacuum/dust extractor designed for maneuverability in janitorial and industrial construction cleaning and dust management

Dry Capacity	2 gal
Wet Capacity	1.2 gal.
Air Flow Rate	57 CFM
Static Water Lift	27"
HEPA filter	Yes



LXT® 36V
XCV20Z TOOL ONLY **Z**
36V (18V X2) LXT® Brushless 2.1 Gallon Wet/Dry Dust Extractor/Vacuum

Compact 2 gallon wet/dry canister vacuum designed for maneuverability in janitorial and industrial construction cleaning

Dry Capacity	2.1 gal
Wet Capacity	1.5 gal.
Air Flow Rate	74 CFM
Static Water Lift	44"
HEPA filter	No



LXT® 36V
XCV23Z TOOL ONLY **Z**
36V (18V X2) LXT® Brushless 4 Gallon Wet/Dry Dust Extractor/Vacuum

Compact 4 gallon wet/dry canister vacuum designed for maneuverability in janitorial and industrial construction cleaning

Dry Capacity	4 gal
Wet Capacity	3.2 gal.
Air Flow Rate	74 CFM
Static Water Lift	44"
HEPA filter	No



LXT® 36V **HEPA filter**
XCV21PTX **XCV21ZX** **Z**
36V (18V X2) LXT® Brushless 2.1 Gallon HEPA Filter Dry Dust Extractor Kit

Compact 2 gallon HEPA filter dry canister dust extractor designed for maneuverability in industrial construction dust management

Dry Capacity	2.1 gal
Air Flow Rate	74 CFM
Static Water Lift	44"
HEPA filter	Yes
Automatic-start Wireless System (AWS®)	No

VACUUMS Cont'd.



LXT 36V **BRUSHLESS** **HEPA filter** **5.0Ah BATTERY**

XCV24ZX **TOOL ONLY** **Z**

36V (18V X2) LXT® Brushless 4 Gallon HEPA Filter Dry Dust Extractor

Compact 4 gallon HEPA filter dry canister dust extractor designed for maneuverability in industrial construction dust management

Dry Capacity	4 gal.
Air Flow Rate	74 CFM
Static Water Lift	44"
HEPA filter	Yes
Automatic-start Wireless System (AWS®)	No



LXT 36V **BRUSHLESS** **HEPA filter** **5.0Ah BATTERY** **AWS**

XCV22PTU **XCV22ZU** **Z**

36V (18V X2) LXT® Brushless 2.1 Gallon HEPA Filter Dust Extractor/Vacuum Kit, AWS®

Compact 2 gallon AWS® Bluetooth® HEPA filter dry canister dust extractor designed for maneuverability in industrial construction

Dry Capacity	2.1 gal
Air Flow Rate	120 CFM
Static Water Lift	44"
HEPA filter	Yes
Automatic-start Wireless System (AWS®)	Yes (Transmitter Included)



LXT 36V **BRUSHLESS** **HEPA filter** **5.0Ah BATTERY** **AWS**

XCV18PTX **XCV18ZX** **Z**

36V (18V X2) LXT® Brushless 1.6 Gallon HEPA Filter Backpack Dust Extractor Kit, AWS® Capable

1.6 gallon HEPA filter backpack dust extractor with portable design for navigating obstacles, overhead work and limited space

Capacity (Gallons)	1.6 gal.
Air Flow Rate	64 CFM
Static Water Lift	44"
HEPA filter	Yes
Automatic-start Wireless System (AWS®)	Capable (transmitter sold separately)



LXT 36V **BRUSHLESS** **HEPA filter** **5.0Ah BATTERY**

XCV09PT **XCV09Z** **Z**

36V (18V X2) LXT® Brushless 2 Quart HEPA Filter Backpack Dry Vacuum Kit

Compact 2 quart HEPA filter backpack vacuum for ultimate portability navigating obstacles, overhead cleaning and limited space in janitorial cleaning

Capacity (Quarts)	2 qt.
Air Flow Rate	70 CFM
Static Water Lift	44"
HEPA filter	Yes
Automatic-start Wireless System (AWS®)	No



LXT 18V **BRUSHLESS** **5.0Ah BATTERY**

DRC200PT **DRC200Z** **Z**

18V X2 LXT® Brushless Robotic Vacuum Kit

Automatically clean large commercial spaces with 18-1/6" three stage cleaning system featuring side brushes, main brush and vacuum suction

Gross Container Size	.66 gal.
Cleaning Width	8-7/8"
Cleaning Width (with side brushes)	18-1/16"
Working Sound Level	64 dB(A)
Continuous Use	200 min.



LXT 18V **BRUSHLESS** **HEPA filter** **5.0Ah BATTERY**

DRC300PT

18V X2 LXT® Brushless Cordless Robotic HEPA Filter Vacuum Kit

Automatically clean large commercial spaces with 19-3/4" three stage cleaning system featuring side brushes, main brush and vacuum suction

Gross Container Size	.8 gal.
Cleaning Width	8-7/8"
Cleaning Width (with side brushes)	19-3/4"
Working Sound Level	62 dB(A)
Continuous Use	200 min.

COFFEE MAKER / HOT WATER KETTLE



LXT 18V **CXT 12V max**

DCM501Z **TOOL ONLY** **Z**

18V LXT® / 12V max CXT® Coffee Maker

Portable Coffee Maker

Battery	18V LXT® Lithium-Ion
Dimensions (LxWxH)	9-9/16" x 7-3/8" x 8-9/16"
Container Capacity	8.12 oz.
Net Weight (with battery)	4.7 lbs.
Overall Length	9-9/16"



LXT 36V

XTK01Z **TOOL ONLY** **Z**

36V (18V X2) LXT® Hot Water Kettle

LXT Hot Water Kettle

Battery	2X 18V LXT® Lithium-Ion
Container Capacity	27 oz.
Insulated	Yes
Net Weight (with battery, sold separately)	7.5 lbs.
Overall Length	9-1/8"



LXT 36V **BRUSHLESS** **HEPA filter** **5.0Ah BATTERY** **AWS**

XCV25ZUX **TOOL ONLY** **Z**

36V (18V X2) LXT® Brushless 4 Gallon HEPA Filter Dust Extractor/Vacuum, AWS®

Compact 4 gallon AWS® Bluetooth® HEPA filter dry canister dust extractor designed for maneuverability in industrial construction

Dry Capacity	4 gal
Air Flow Rate	74 CFM
Static Water Lift	44"
HEPA filter	Yes
Automatic-start Wireless System (AWS®)	Yes (Transmitter Included)



LXT 36V **BRUSHLESS** **HEPA filter** **6.0Ah BATTERY**

XCV17PG **XCV17Z** **Z**

36V (18V X2) LXT® Brushless 6 Quart HEPA Filter Backpack Dry Vacuum Kit

6 quart HEPA filter backpack with portable design for navigating obstacles, overhead cleaning and limited space in janitorial cleaning

Capacity (Quarts)	6 qt.
Air Flow Rate	78 CFM
Static Water Lift	44"
HEPA filter	Yes
Automatic-start Wireless System (AWS®)	No

Voltage	18V
Battery	18V LXT® Lithium-Ion
Maximum Pressure	10,000 PSI
Maximum Flow Rate	10 fl. oz./min
Lock-On Switch	Yes

FANS



LXT 18V

DCF301Z **TOOL ONLY** **Z**

18V LXT® 13" Fan

Powerful 13" fan with three speed settings, manual tilt 90° Up, 45° Down and 45° Oscillation for Tailored Comfort

Max. Air Volume	740 CFM
Run Time (max. in minutes)	850
AC Adapter Included	Yes
Speed Settings	3
Sound Rating (decibels)	52 dB(A)



LXT 36V **BRUSHLESS** **HEPA filter** **5.0Ah BATTERY**

XCV04PT **XCV04Z** **Z**

36V (18V X2) LXT®/Corded 2.1 Gallon HEPA Filter Dry Dust Extractor/Vacuum Kit

Corded (127 CFM and 96" water lift) and 36V cordless (74 CFM and 36" water lift) power in a compact 2 gallon HEPA filter

Power Type	Corded and Cordless Operation
Dry Capacity	2.1 gal
Air Flow Rate	127 CFM
Static Water Lift	96"
HEPA filter	Yes



LXT 36V **BRUSHLESS** **HEPA filter** **6.0Ah BATTERY**

XCV17PG **XCV17Z** **Z**

36V (18V X2) LXT® Brushless 6 Quart HEPA Filter Backpack Dry Vacuum Kit

6 quart HEPA filter backpack with portable design for navigating obstacles, overhead cleaning and limited space in janitorial cleaning

Capacity (Quarts)	6 qt.
Air Flow Rate	78 CFM
Static Water Lift	44"
HEPA filter	Yes
Automatic-start Wireless System (AWS®)	No



LXT 36V **BRUSHLESS** **HEPA filter** **5.0Ah BATTERY** **AWS**

XCV10PTX **XCV10ZX** **Z**

36V (18V X2) LXT® Brushless 1/2 Gallon HEPA Filter Backpack Dust Extractor Kit, AWS® Capable

Compact 1/2 gallon HEPA filter backpack dust extractor for ultimate portability navigating obstacles, overhead work and limited space

Capacity (Gallons)	.5 gal.
Air Flow Rate	64 CFM
Static Water Lift	44"
HEPA filter	Yes
Automatic-start Wireless System (AWS®)	Capable (transmitter sold separately)



LXT 36V **BRUSHLESS** **HEPA filter** **6.0Ah BATTERY**

XCV19PG **XCV19Z** **Z**

36V (18V X2) LXT® Brushless 1.3 Gallon HEPA Filter 12" Upright Dry Vacuum Kit

CRI Bronze Seal of Approval certified by the Carpet and Rug Institute for commercial use with 12" cleaning path, HEPA filter and cordless mobility

Capacity (Gallons)	1.3 gal.
Cleaning Width	12"
Air Flow Rate	67 CFM
Static Water Lift	48"
HEPA filter	Yes



LXT 18V **BRUSHLESS** **5.0Ah BATTERY**

XOP02Z **TOOL ONLY** **Z**

18V LXT® Brushless 5" / 6" Dual Action Random Orbit Polisher

Dual Action Polisher offers selectable Random Orbit with Forced Rotation or Free Spin Rotation

Battery	18V LXT® Lithium-Ion
Pad Size (round)	5"
No Load Speed (variable speed)	0 - 780 RPM
Orbits Per Minute (variable speed)	0 - 6,800 OPM
Orbit Diameter	7/32"



LXT 18V **5.0Ah BATTERY**

XPP01T1K **XPP01ZK** **Z**

18V LXT® 5/16" Metal Hole Puncher Kit

Punches up to (180) 25/32" diameter holes in 15/64" thick steel with a 5.0Ah 18V LXT® Battery

Battery	18V LXT® Lithium-Ion
Maximum Hole Diameter	Round (25/32"), Oblong (9/16" x 53/64")
Max. Hole Depth	5/16"
Maximum Throat Depth (in.)	1-37/64"
Overall Length	12-27/64"

JOB SITE RADIOS / SPEAKERS



LXT 18V
DCF102Z TOOL ONLY **Z**

18V LXT® 7-1/8" Fan

Compact 7-1/8" fan with three speed settings, manual tilt 90° Up, 45° Down and 45° Oscillation for Tailored Comfort

Max. Air Volume	162 CFM
Run Time (max. in hours)	21
AC Adapter Included	No
Speed Settings	3
Overall Length	7-1/4"



LXT 18V
XRM05 TOOL ONLY **Z**

18V LXT® Job Site Radio

Job site radio with two powerful 3" side-firing speakers

Bluetooth®	No
Digital Tuner	FM/AM
Auxiliary Port	Yes
AC Adapter Included	Yes
MP3 Compatible	Yes



LXT 18V
XRM05W TOOL ONLY **Z**

18V LXT® Job Site Radio

Job site radio with two powerful 3" side-firing speakers

Bluetooth®	No
Digital Tuner	FM/AM
Auxiliary Port	Yes
AC Adapter Included	Yes
MP3 Compatible	Yes



LXT 18V
CXT 12V max
XRM06B TOOL ONLY **Z**

18V LXT® / 12V max CXT® Bluetooth® Job Site Radio

Job site radio with bluetooth capabilities

Bluetooth®	Yes
Digital Tuner	FM/AM
Auxiliary Port	Yes
AC Adapter Included	Yes
MP3 Compatible	Yes



LXT 18V
CXT 12V max
XRM08B TOOL ONLY **Z**

18V LXT® / 12V max CXT® Bluetooth® Job Site Speaker

Bluetooth job site speaker

Bluetooth®	Yes
Auxiliary Port	Yes
AC Adapter Included	Yes
MP3 Compatible	Yes
USB Power Port	1



LXT 18V
CXT 12V max
XRM10 TOOL ONLY **Z**

18V LXT® / 12V max CXT® Bluetooth® Job Site Charger / Radio

Job site radio with bluetooth and built in battery charger

Bluetooth®	Yes
Digital Tuner	FM/AM
Auxiliary Port	Yes
AC Adapter Included	Yes
MP3 Compatible	Yes



LXT 18V
CXT 12V max
XRM11 TOOL ONLY **Z**

18V LXT® / 12V max CXT® Bluetooth® Job Site Speaker

Bluetooth job site speaker can pair with up to 10 other speakers

Bluetooth®	Yes
Auxiliary Port	Yes
AC Adapter Included	Yes
MP3 Compatible	Yes
USB Power Port	1



LXT 18V
XRM12 TOOL ONLY **Z**

18V LXT® Lantern with Radio, Tool Only

Lantern radio provides 360° Illumination and premium sound quality

Run Time (max. in hours)	12
Battery	18V LXT® Lithium-Ion
Lumens (high/low)	260 / 190 lm
Bulb	20 LED
Overall Length	5"

INFLATORS / BLOWER



LXT 18V
DMP181SYX DMP1812X **Z**

18V LXT® High-Pressure Inflator Kit

Powerful high-volume pump for faster inflation; delivers up to 160 PSI

Max Air Pressure (PSI)	160
Hose Length (in.)	25"
LED light	Yes
Net Weight (with battery)	6.2 lbs.
Dimensions (LxWxH)	12-1/2" x 4-1/4" x 9-1/8"



LXT 18V
DMP180SYX DMP1802X **Z**

18V LXT® Inflator Kit

High-volume pump for faster inflation; delivers up to 120 PSI

Max Air Pressure (PSI)	120
Hose Length (in.)	25"
LED light	Yes
Dimensions (LxWxH)	10-5/8" x 3" x 6-7/8"
Net Weight (with battery)	3.1 lbs.



LXT 18V
XSA01Z TOOL ONLY **Z**

18V LXT® Brushless High Speed Blower/Inflator

4 Digital controlled speeds delivers up to 447 MPH and 39 CFM

Max. Air Velocity	447 MPH
Max. Air Volume	39 CFM
Blower Type	Handheld
Lock On Switch	Yes
Overall Length	7-1/8"



LXT 18V
DCW180Z TOOL ONLY **Z**

18V X2 LXT®, 12V/24V DC Auto, and AC Cooler/Warmer

Traveling Convenience

Battery	2X 18V LXT® Lithium-Ion
Power Type	Corded and Cordless Operation
Voltage	18V
Cooling Modes (°F)	15, 30, 40, 50
Warming Modes (°F)	130, 140



LXT 18V
DML817 LIGHT ONLY **Z**

18V LXT® L.E.D. Compact Flashlight

360° lantern mode provides 710 lumens; 180° lantern mode provides 340 lumens; flashlight mode provides 130 lumens

Lumens (spot/flood/spot+flood)	150 / 150 / 300 lm
Run Time (max. in hours)	49
USB Power Port	1
Overall Length	4-1/4"
AUTO SHUT OFFMISSING SPEC	Yes



LXT 18V
DML816 LIGHT ONLY **Z**

18V LXT® 18 L.E.D. Flashlight

18 L.E.D. flashlight provides 500 lumens

Run Time (high/med/low)	17 / 3 1/2 / 75 hrs
Battery	18V LXT® Lithium-Ion
Lumens (high/med/low)	100 / 250 / 500 lm
Bulb	18 LED
Overall Length	15-3/4"



LXT 18V
DML815B LIGHT ONLY **Z**

18V LXT® L.E.D. Flashlight

4 L.E.D. flashlight provides 160 lumens

Run Time (max. in hours)	54
Battery	18V LXT® Lithium-Ion
Lumens	160
Bulb	4 LED
Overall Length	10-3/4"



LXT 18V
DML815 LIGHT ONLY **Z**

18V LXT® L.E.D. Flashlight

4 L.E.D. flashlight provides 160 lumens

Run Time (max. in hours)	54
Battery	18V LXT® Lithium-Ion
Lumens	160
Bulb	4 LED
Overall Length	10-3/4"



LXT 18V
DML814 LIGHT ONLY **Z**

18V LXT® Tower Work/Multi-Directional Light

Tower light extends up to 7-1/4' with 3 adjustable heads rotate 180°, 3-mode operation; delivers 3,000 lumens on High, 1,700 lumens on Medium, and 900 lumens on Low

Run Time (high/med/low)	3 / 5.5 / 10 hrs
Battery	18V LXT® Lithium-Ion
Lumens (high/med/low)	3,000 / 1,700 / 900 lm
Type (Site Work Lights)	Tower Light
Voltage	18V



LXT 18V
DML813 LIGHT ONLY **Z**

18V LXT® Tower Work Light

Tower light extends up to 7-1/4' with 3-mode operation; delivers 3,000 lumens on High, 1,700 lumens on Medium, and 900 lumens on Low

Run Time (high/med/low)	3 / 5.5 / 10 hrs
Battery	18V LXT® Lithium-Ion
Lumens (high/med/low)	3,000 / 1,700 / 900 lm
Type (Site Work Lights)	Tower Light
Voltage	18V



LXT 18V
DML812 LIGHT ONLY **Z**

18V LXT® L.E.D. Flashlight / Spotlight

4-mode operation: delivering 600 lumens on Spot, 1,000 lumens on Flood, 1,250 lumens on Spot/Flood, and Strobe mode

Lumens (spot/flood/spot+flood)	600 / 1,000 / 1,250 lm
Run Time (high/med/low)	8.5 / 6.5 / 5 hrs
Dimensions (LxWxH)	4-11/16" x 4-1/2" x 12-3/8"
Net Weight (with battery, sold separately)	3.53 lbs.
Pivoting Light	Yes



LXT® LIGHTING, APPAREL, BATTERIES & CHARGERS



LXT® 18V
DML811 LIGHT ONLY **Z**

18V LXT® Cordless/Corded Work Light

3-mode operation: delivers 3,000 lumens on High, 1,500 lumens on medium, and 750 lumens on Low

Lumens (high/med/low)	3,000 / 1,500 / 750 lm
Run Time (high/med/low)	3 / 7 / 13 hrs
Cordless/Corded	Cordless and Cordless Operation
AC Adapter Included	Yes
Net Weight (with battery, sold separately)	10.4 lbs.



LXT® 18V
DML810 LIGHT ONLY **Z**

18V X2 LXT® Upright L.E.D. Area Light

Versatile, Self-Righting Light: Corded/Cordless operation, 5,500 Lumens, 360°/180° Views, Chainable with up to 8 other lights

Lumens (high/med/low)	5,500 / 3,000 / 1,500 lm
Run Time (high/med/low)	4 / 9 / 18 hrs
Cordless/Corded	Cordless and Cordless Operation
AC Adapter Included	Yes
Net Weight (with battery, sold separately)	33.7 lbs.



LXT® 18V
DML809 LIGHT ONLY **Z**

18V X2 LXT® Cordless/Corded Work Light

3-mode operation: delivers 10,000 lumens on High, 4,000 lumens on medium, and 2,000 lumens on Low

Lumens (high/med/low)	10,000 / 4,000 / 2,000 lm
Run Time (high/med/low)	1.7 / 4.5 / 8.5 hrs
Cordless/Corded	Cordless and Cordless Operation
AC Adapter Included	Yes
Net Weight (with battery, sold separately)	15.4 lbs.



LXT® 18V
DML808 LIGHT ONLY **Z**

18V LXT® Adjustable Beam L.E.D. Flashlight

L.E.D. flashlight provides 200 lumens with adjustable beam from flood to spotlight

Lumens	200
Run Time (max. in hours)	23
Bulb	1 LED
Overall Length	11-3/4"
Net Weight (with battery)	2.5 lbs.



LXT® 18V
DML807 LIGHT ONLY **Z**

18V LXT® L.E.D. Lantern/Flashlight

360° lantern mode provides 710 lumens; 180° lantern mode provides 340 lumens; flashlight mode provides 130 lumens

Lumens	710
Run Time (max. in hours)	28
Bulb	20 LED
Overall Length	14-1/4"
Net Weight (with battery)	2.2 lbs.



LXT® 18V
DML806 LIGHT ONLY **Z**

18V LXT® L.E.D. Lantern/Flashlight

360° lantern mode provides 620 lumens; 180° lantern mode provides 310 lumens; flashlight mode provides 90 lumens

Lumens	620
Run Time (max. in hours)	59
Bulb	12 LED
Overall Length	14-3/8"
Net Weight (with battery)	2.1 lbs.



LXT® 18V
DML805 LIGHT ONLY **Z**

18V LXT® Cordless/Corded L.E.D. Work Light

20 L.E.D. flashlight provides 750 lumens

Lumens	750
Run Time (max. in hours)	17
Bulb	20 LED
Overall Length	8-3/8"
Net Weight (with battery)	6.1 lbs.



LXT® 18V
DML802B LIGHT ONLY **Z**

18V LXT® L.E.D. Flashlight

L.E.D. flashlight provides 160 lumens

Lumens	160
Run Time (max. in hours)	23
Bulb	1 LED
Overall Length	10-3/4"
Net Weight (with battery)	2.1 lbs.



LXT® 18V
DML802 LIGHT ONLY **Z**

18V LXT® L.E.D. Flashlight

L.E.D. flashlight provides 160 lumens

Lumens	160
Run Time (max. in hours)	23
Bulb	1 LED
Overall Length	10-3/4"
Net Weight (with battery)	2.1 lbs.



LXT® 18V
DML801 LIGHT ONLY **Z**

18V LXT® L.E.D. Flashlight

12 L.E.D. Flashlight Provides 240 Lumens

Lumens	240
Run Time (max. in hours)	40
Bulb	12 LED
Overall Length	15"
Net Weight (with battery)	2.1 lbs.



LXT® 18V
DML800 LIGHT ONLY **Z**

18V LXT® L.E.D. Headlamp

L.E.D. Headlamp provides 100 lumens

Run Time (max. in hours)	33
Battery	18V LXT® Lithium-Ion
Lumens	100
Bulb	1 LED
Overall Length	2-13/16"



LXT® 18V
DML186W LIGHT ONLY **Z**

18V LXT® Compact L.E.D. Flashlight

Compact 6 L.E.D. flashlight provides 240 lumens

Run Time (max. in hours)	35
Battery	18V LXT® Compact Lithium-Ion
Bulb	6 LED
Overall Length	5-7/8"
Net Weight (with battery)	1.3 lbs.

JACKETS

UP TO **37.5 HRS.**
OF RUN TIME ON LOW SETTING
Using (1) 6.0Ah 18V LXT® Battery

DCJ206



LXT® 18V
DCJ206Z JACKET ONLY **Z**

18V LXT® High Visibility Heated Jacket

Stay Warm In Cold Harsh Job Site Environments

Available Sizes	Small, Medium, Large, X-Large, 2X-Large, 3X-Large
Heat Settings	High-Medium-Low
Battery	18V LXT® Lithium-Ion
Number of Pockets	5 (including battery pocket)
USB Power Port	1



LXT® 18V
DCJ205Z JACKET ONLY **Z**

18V LXT® Heated Jacket

Stay Warm In Cold Harsh Job Site Environments

Available Sizes	Small, Medium, Large, X-Large, 2X-Large, 3X-Large
Heat Settings	High-Medium-Low
Battery	18V LXT® Lithium-Ion
Number of Pockets	5 (including battery pocket)
USB Power Port	1



LXT® 18V
DCV202Z VEST ONLY **Z**

18V LXT® Heated Vest

Stay Warm In Cold Job Site Environments

Shipping Weight	3.07 lbs.
UPC Code	088381-867962
Available Sizes	Small, Medium, Large, X-Large, 2X-Large, 3X-Large
Heat Settings	High-Medium-Low
Number of Pockets	5 (including battery pocket)



LXT® 18V
DCV200Z VEST ONLY **Z**

18V LXT® Heated Vest

Stay Warm In Cold Job Site Environments

Available Sizes	Small, Medium, Large, X-Large, 2X-Large, 3X-Large
Heat Settings	High-Medium-Low
Battery	18V LXT® Lithium-Ion
Number of Pockets	5 (including battery pocket)
USB Power Port	1



LXT® 18V
DCB200A BLANKET ONLY **Z**

18V LXT® Heated Blanket

Keeps You Warm In The Cold

Continuous Use (max. in hours)	35 hr.
Heat Settings	High-Medium-Low
Machine Washable	Yes
USB Power Port	1
Material	Polyester

18V LXT® ADAPTERS

THEFT DETERRENT SYSTEM

BPS01



LXT® 18V
BPS01

18V LXT® Sync Lock™ Battery Terminal

Disables operation and charging of Makita 18V LXT® Batteries by programming a lock-out schedule (preset day, time, and calendar)

Software enabled system to limit distractions on job sites that may be caused by mobile devices

Pass code protected to ensure only authorized users can manipulate the system

Terminals can be installed with tamper proof screws for further security

18V LXT® BATTERIES



BL1820B (1-Pack)
BL1820B-2 (2-Pack)

2.0Ah BATTERY
25 Minute Charge Time

18V LXT® Lithium-Ion Compact 2.0Ah Battery

Provides up to 50% more run time per charge compared to BL1815

Reaches full charge in 25 minutes or less



BL1830B (1-Pack)
BL1830B-2 (2-Pack)
BL1830B-10 (10-Pack)

3.0Ah BATTERY
30 Minute Charge Time

18V LXT® Lithium-Ion 3.0Ah Battery

Reaches full charge in 30 minutes or less



BL1840B (1-Pack)
BL1840B-2 (2-Pack)

4.0Ah BATTERY
40 Minute Charge Time

18V LXT® Lithium-Ion 4.0Ah Battery

Provides up to 35% more run time per charge compared to BL1830

Reaches full charge in 40 minutes or less



BL1850B (1-Pack)
BL1850B-2 (2-Pack)
BL1850B-10 (10-Pack)

5.0Ah BATTERY
45 Minute Charge Time

18V LXT® Lithium-Ion 5.0Ah Battery

Provides up to 65% more run time per charge compared to BL1830

Reaches full charge in 45 minutes or less



BL1860B (1-Pack)
BL1860B-2 (2-Pack)
BL1860B-10 (10-Pack)

6.0Ah BATTERY
55 Minute Charge Time

18V LXT® Lithium-Ion 6.0Ah Battery

Provides up to 2X more run time per charge compared to BL1830

Reaches full charge in 55 minutes or less

18V LXT® CHARGERS



DC18RC

18V LXT® Lithium-Ion Rapid Optimum Charger

Charges an 18V LXT® Lithium-Ion 3.0Ah battery in only 30 minutes

Charges an 18V LXT® Lithium-Ion 4.0Ah battery in only 40 minutes

Charges an 18V LXT® Lithium-Ion 5.0Ah battery in only 45 minutes



DC18RD

18V LXT® Lithium-Ion Dual Port Charger

Charges two (2) 18V Compact Lithium-Ion 2.0Ah batteries in only 25 minutes

Charges two (2) 18V LXT® Lithium-Ion 3.0Ah batteries in only 30 minutes

Charges two (2) 18V LXT® Lithium-Ion 4.0Ah batteries in only 40 minutes



DC18SF

18V LXT® Lithium-Ion 4-Port Charger

Charges 2 18V LXT® 3.0Ah batteries in 60 minutes and 4 18V LXT® 3.0Ah batteries in 120 minutes

Charges 2 18V LXT® Compact 2.0Ah batteries in 30 minutes and 4 18V LXT® Compact 2.0Ah batteries in 60 minutes

Charger indicators provide updates on charging progress or charging status



ADP05

18V LXT® Cordless Power Source (Power Source Only)

Charges up to 2 USB compatible electronic devices where AC power is not available

2 USB ports provide quick and easy charging

2.1A output from each USB port, 4.2A total output when both USB ports are connected



ADP10

18V LXT® Adapter for XGT® Chargers

Adapts 40V max XGT® chargers to charge 18V LXT® batteries (batteries not included)

Charges an 18V LXT® Lithium-Ion 6.0Ah battery in only 40 minutes

Charges an 18V LXT® Lithium-Ion 5.0Ah battery in only 40 minutes

18V LXT® STARTER KITS



BL1820BDC1

18V Compact Battery and Rapid Charger Starter Pack 2.0Ah

Integrated L.E.D. battery charge level indicator allows user to monitor battery charge

Provides up to 50% more run time per charge compared to BL1815

18V Compact Lithium-Ion 2.0Ah battery reaches a full charge in 25 minutes or less



BL1840BDC1

18V LXT® Battery and Charger Starter Pack 4.0Ah

Integrated L.E.D. battery charge level indicator allows user to monitor battery charge

Provides up to 35% more run time per charge compared to BL1830

18V LXT® Lithium-Ion 4.0Ah battery reaches a full charge in 40 minutes or less



BL1840BDC2

18V LXT® Lithium-Ion Battery and Rapid Optimum Charger Starter Pack (4.0Ah)

18V LXT® Lithium-Ion 4.0Ah battery reaches a full charge in 40 minutes or less

Provides up to 35% more run time per charge compared to BL1830

Integrated L.E.D. battery charge level indicator allows user to monitor battery charge



BL1850BDC1

18V LXT® Battery and Charger Starter Pack 5.0Ah

Integrated L.E.D. battery charge level indicator allows user to monitor battery charge

Provides up to 65% more run time per charge compared to BL1830

18V LXT® Lithium-Ion 5.0Ah battery reaches a full charge in 45 minutes or less



BL1850BDC2

18V LXT® Lithium-Ion Battery and Rapid Optimum Charger Starter Pack (5.0Ah)

18V LXT® Lithium-Ion 5.0Ah battery reaches a full charge in 45 minutes or less

Provides up to 65% more run time per charge compared to BL1830

Integrated L.E.D. battery charge level indicator allows user to monitor battery charge



LXT® OUTDOOR POWER EQUIPMENT

THE WORLD'S LARGEST

PROFESSIONAL CORDLESS OUTDOOR POWER EQUIPMENT SYSTEM

The expanding LXT® System includes 18V and 36V lawn mowers, string trimmers, blowers, chain saws, brush cutters, pole saws, and more.

For pro landscapers and homeowners alike, this means more battery-powered options to replace gas equipment for top performance with lower noise, less maintenance and zero emissions.



CHAIN SAWS



LXT 36V
BRUSHLESS

5.0Ah BATTERY

XCU07PT XCU07Z

36V (18V X2) LXT® Brushless 14" Chain Saw Kit

Power of a 32cc gas rear handle chain saw designed with high 20 mps chain speed, captured bar nuts and 14" bar and chain included

Power Equivalency (cc Gas)	32
Product Type (CS, PS)	Rear Handle, Captured Bar Nuts
Guide Bar Length	14"
Pitch	3/8" LP
Gauge	.043"



LXT 36V
BRUSHLESS

INCLUDES
4 BATTERIES
TOTAL

5.0Ah BATTERY

XCU04PT1 XCU04Z

36V (18V X2) LXT® Brushless 16" Chain Saw Kit w/ 4 Batteries

Power of a 32cc gas rear handle chain saw designed with high 20 mps chain speed, tool-less chain tensioning and 16" bar and chain included

Power Equivalency (cc Gas)	32
Product Type (CS, PS)	Rear Handle, Tool-less
Guide Bar Length	16"
Pitch	3/8" LP
Gauge	.043"



LXT 36V
BRUSHLESS

5.0Ah BATTERY

XCU04PT/CM XCU04Z

36V (18V X2) LXT® Brushless 16" Chain Saw Kit

Power of a 32cc gas rear handle chain saw designed with high 20 mps chain speed, tool-less chain tensioning and 16" bar and chain included

(XCU04CM includes (2) 4.0Ah batteries)

Power Equivalency (cc Gas)	32
Product Type (CS, PS)	Rear Handle, Tool-less
Guide Bar Length	16"
Pitch	3/8" LP
Gauge	.043"



LXT 36V
BRUSHLESS

INCLUDES
4 BATTERIES
TOTAL

5.0Ah BATTERY

XCU03PT1 XCU03Z

36V (18V X2) LXT® Brushless 14" Chain Saw Kit w/ 4 Batteries

Power of a 32cc gas rear handle chain saw designed with high 20 mps chain speed, tool-less chain tensioning and 14" bar and chain included

Power Equivalency (cc Gas)	32
Product Type (CS, PS)	Rear Handle, Tool-less
Guide Bar Length	14"
Pitch	3/8" LP
Gauge	.043"



LXT 36V
BRUSHLESS

5.0Ah BATTERY

XCU03PT XCU03Z

36V (18V X2) LXT® Brushless 14" Chain Saw Kit

Power of a 32cc gas rear handle chain saw designed with tool-less chain tensioning and 14" bar and chain included

Power Equivalency (cc Gas)	32
Product Type (CS, PS)	Rear Handle, Tool-less
Guide Bar Length	14"
Pitch	3/8" LP
Gauge	.043"



LXT 18V
BRUSHLESS

4.0Ah BATTERY

XCU11SM1 XCU11Z

18V LXT® Brushless 14" Chain Saw Kit

Compact body rear handle chain saw designed with 7.7 mps chain speed, tool-less chain tensioning and 14" bar and chain included

Product Type (CS, PS)	Rear Handle, Tool-less
Guide Bar Length	14"
Pitch	3/8" LP
Gauge	.043"
Drive Links	52



POWER OF A
30cc
GAS CHAIN SAW

XCU09PT



LXT 36V
BRUSHLESS

5.0Ah BATTERY

XCU09PT

36V (18V X2) LXT® Brushless 16" Top Handle Chain Saw Kit

Professional arborist chain saw featuring power of a 30cc gas top handle chain saw designed with high 20 mps chain speed, captured bar nut and 16" bar and chain included

Power Equivalency (cc Gas)	30
Product Type (CS, PS)	Top handle, Captured Bar Nut
Guide Bar Length	16"
Pitch	3/8" LP
Gauge	.043"



LXT 36V
BRUSHLESS

5.0Ah BATTERY

XCU08PT XCU08Z

36V (18V X2) LXT® Brushless 14" Top Handle Chain Saw Kit

Professional arborist chain saw featuring power of a 30cc gas top handle chain saw designed with high 20 mps chain speed, captured bar nut and 14" bar and chain included

Power Equivalency (cc Gas)	30
Product Type (CS, PS)	Top handle, Captured Bar Nut
Guide Bar Length	14"
Pitch	3/8" LP
Gauge	.043"



LXT 18V
BRUSHLESS

4.0Ah BATTERY

XCU10SM1 XCU10Z

18V LXT® Brushless 12" Top Handle Chain Saw Kit

Power of a 22cc gas top handle chain saw for pruning and light limbing designed with high 24 mps chain speed, captured bar nut and 12" bar and chain included

Power Equivalency (cc Gas)	22
Product Type (CS, PS)	Top handle, Captured Bar Nut
Guide Bar Length	12"
Pitch	3/8" LP
Gauge	.043"



LXT 18V
BRUSHLESS

4.0Ah BATTERY

XCU06SM1 XCU06Z

18V LXT® Brushless 10" Top Handle Chain Saw Kit

Power of a 22cc gas top handle chain saw for pruning and light limbing designed with high 24 mps chain speed, captured bar nut and 10" bar and chain included

Power Equivalency (cc Gas)	22
Product Type (CS, PS)	Top handle, Captured Bar Nut
Guide Bar Length	10"
Pitch	3/8" LP
Gauge	.043"



LXT 18V
BRUSHLESS

2.0Ah BATTERY

XCU14SR1 XCU14Z

18V LXT® Brushless 6" Pruning Saw Kit

Compact handheld saw for pruning and light limbing with 8 mps chain speed, tool-less chain tensioning and 6" bar and chain included

Product Type (CS, PS)	Tool-less
Guide Bar Length	6"
Pitch	.325"
Gauge	.043"
Drive Links	32

BLOWERS / SPRAYERS



LXT 18V
BRUSHLESS

4.0Ah BATTERY

XSU02SM1 XSU02Z

18V LXT® 4 Gallon Backpack Sprayer Kit

Increased capacity backpack garden sprayer for use with pesticides, insecticides, herbicides, fungicides and fertilizers

Maximum Pressure	73 PSI
Dual Head Spray Nozzle Pressure	17 PSI
Herbicide Weed Killer Nozzle Pressure	49 PSI
Capacity	4 gal.
Hose Length	67"



LXT 18V
BRUSHLESS

4.0Ah BATTERY

XSU01SM1 XSU01Z

18V LXT® 2.6 Gallon Backpack Sprayer Kit

Backpack garden sprayer for use with pesticides, insecticides, herbicides, fungicides and fertilizers

Maximum Pressure	73 PSI
Dual Head Spray Nozzle Pressure	17 PSI
Herbicide Weed Killer Nozzle Pressure	49 PSI
Capacity	2.6 gal.
Hose Length	67"



LXT 18V
BRUSHLESS

4.0Ah BATTERY

XSU03SM1 XSU03Z

18V LXT® 1.3 Gallon Sprayer Kit

Handheld garden sprayer for use with pesticides, insecticides, herbicides, fungicides and fertilizers

Maximum Pressure	38 PSI
Minimum Pressure	19 PSI
Capacity	1.3 gal.
Hose Length	67"
Net Weight (with battery)	7.5 lbs.

INCLUDES
4 BATTERIES
TOTAL



LXT® 36V **5.0Ah BATTERY**
XBU02PT1 **XBU02Z** **Z**

36V (18V X2) LXT® Brushless Blower Kit with 4 batteries

14N (473 CFM, 120 MPH) in-line fan design blower for premium balance and ergonomics with 6-speed dial for power and run time management

Max. Air Volume	473 CFM
Max. Air Velocity	120 MPH
Sound Pressure (per ANSI B175.2 standard)	61 dB(A)
Overall Length	36-5/8"
Net Weight (with battery)	9 lbs.



LXT® 36V **5.0Ah BATTERY**
XBU02PT **XBU02Z** **Z**

36V (18V X2) LXT® Brushless Blower Kit

14N (473 CFM, 120 MPH) in-line fan design blower for premium balance and ergonomics with 6-speed dial for power and run time management

Max. Air Volume	473 CFM
Max. Air Velocity	120 MPH
Sound Pressure (per ANSI B175.2 standard)	61 dB(A)
Overall Length	36-5/8"
Net Weight (with battery)	9 lbs.



LXT® 36V **5.0Ah BATTERY**
XBU04PTV **XBU04ZV** **Z**

36V (18V X2) LXT® Brushless Blower Kit with Vacuum Attachment Kit

3-tools-in-1 converts from vacuum/ mulcher to blower with 14N (473 CFM, 120 MPH) of blowing force

Max. Air Volume	473 CFM
Max. Air Velocity	120 MPH
Air Flow Rate	448 CFM
Static Water Lift	13"
Bag Capacity (Bushels)	1.4



LXT® 36V **5.0Ah BATTERY**
XBU04PT **XBU04Z** **Z**

36V (18V X2) LXT® Brushless Blower Kit

14N (473 CFM, 120 MPH) legacy body design with 0-100% cruise control lever for power and run time management (vacuum/ mulcher kit sold separately)

Max. Air Volume	473 CFM
Max. Air Velocity	120 MPH
Sound Pressure (per ANSI B175.2 standard)	61 dB(A)
Overall Length	33"
Net Weight (with battery)	11.2 lbs.



LXT® 18V **4.0Ah BATTERY**
XBU03SM1 **XBU03Z** **Z**

18V LXT® Brushless Blower Kit

11N (459 CFM, 116 MPH) in-line fan design blower for premium balance and ergonomics with 0-100% cruise control lever for power and run time management

Max. Air Volume	459 CFM
Max. Air Velocity	116 MPH
Sound Pressure (per ANSI B175.2 standard)	60 dB(A)
Overall Length	32-1/2"
Net Weight (with battery)	6 lbs.



LXT® 18V **4.0Ah BATTERY**
XBU07SM1 **XBU07Z** **Z**

18V LXT® Brushless Blower / Vacuum Mulcher Kit

3-tools-in-1 with compact vacuum/ mulcher or blower with 148 CFM, 143 MPH

Max. Air Volume	148 CFM
Max. Air Velocity	143 MPH
Air Flow Rate	215 CFM
Static Water Lift	13"
Capacity	6.6 gal.



LXT® 36V **5.0Ah BATTERY**
XBU01PT **XBU01Z** **Z**

36V (18V X2) LXT® Blower Kit

155 CFM, 208 MPH sweeper style blower with more power for sweeping large floor areas

Max. Air Volume	155 CFM
Max. Air Velocity	208 MPH
Sound Pressure (per ANSI B175.2 standard)	60.6 dB(A)
Overall Length	36-1/4"
Net Weight (with battery)	8 lbs.



LXT® 18V **TOOL ONLY** **Z**
XBU06Z

18V LXT® Floor Blower

2.5N (113 CFM, 152 MPH) compact sweeper style blower for sweeping tight spaces

Max. Air Volume	113 CFM
Max. Air Velocity	152 MPH
Overall Length	33"
Net Weight (with battery)	4.6 lbs.



LXT® 18V **5.0Ah BATTERY**
XBU05ST1 **XBU05Z** **Z**

18V LXT® Blower Kit

3N (113 CFM, 219 MPH) compact handheld blower only 20-3/8" long for quick clean-ups

Max. Air Volume	113 CFM
Max. Air Velocity	219 MPH
Overall Length	20-3/8"
Net Weight (with battery)	4.1 lbs.



LXT® 18V **4.0Ah BATTERY**
XT287SM1

18V LXT® Brushless 2-Pc. Combo Kit

Combo kit includes XBU03 blower with in-line fan design for premium balance and ergonomics with 0-100% cruise control lever and XR23 string trimmer designed with 13" cutting swath and rapid load bump & feed trimmer head included

18V LXT® Brushless 13" String Trimmer (XR23Z)
18V LXT® Brushless Blower (XBU03Z)
18V LXT® Lithium-Ion 4.0Ah Battery (BL1840B)
18V LXT® Lithium-Ion Charger (DC18SD)

STRING TRIMMERS



LXT® 36V **5.0Ah BATTERY**
XRU16PT **XRU16Z** **Z**

36V (18V X2) LXT® Brushless Brush Cutter Kit

Blade capable power of a 30cc brush cutter designed with steel drive shaft and a 9" blade diameter (optional 17" cutting swath) and 9" blade included

Power Equivalency (cc Gas)	30
Blade Diameter	9"
String Trimmer / Brush Cutter Type	Blade Capable, Bike Handle
No Load Speed (var. 3 spd.)	0 - 4,600 / 0 - 5,500 / 0 - 7,000 RPM
Arbor Shaft	M10 x 1.25 LH



LXT® 36V **5.0Ah BATTERY**
XRU17PT **XRU17Z** **Z**

36V (18V X2) LXT® Brushless String Trimmer Kit

Blade capable power of a 30cc string trimmer designed with steel drive shaft and a 17" cutting swath and rapid load bump & feed trimmer head included

Power Equivalency (cc Gas)	30
Cutting Swath	17"
String Trimmer / Brush Cutter Type	Blade Capable, Loop Handle
No Load Speed (var. 3 spd.)	0 - 4,600 / 0 - 5,500 / 0 - 7,000 RPM
Arbor Shaft	M10 x 1.25 LH



LXT® 36V **5.0Ah BATTERY**
XRU18PT **XRU18Z** **Z**

36V (18V X2) LXT® Brushless String Trimmer Kit

High torque power of a 30cc string trimmer designed with steel drive shaft and a 17" cutting swath and rapid load bump & feed trimmer head included

Power Equivalency (cc Gas)	30
Cutting Swath	17"
String Trimmer / Brush Cutter Type	High Torque, Loop Handle
No Load Speed (var. 3 spd.)	0 - 4,000 / 0 - 4,600 / 0 - 6,000 RPM
Arbor Shaft	M10 x 1.25 LH



LXT® 36V **5.0Ah BATTERY**
XRU15PT1 **XRU15Z** **Z**

36V (18V X2) LXT® Brushless String Trimmer Kit

Powerful string trimmer designed with 15" cutting swath and rapid load bump & feed trimmer head included

Cutting Swath	15"
String Trimmer / Brush Cutter Type	Loop Handle
No Load Speed (3 spd)	3,500/5,300/6,500 RPM
Arbor Shaft	M10 x 1.25 LH
Overall Length	69-1/4"



LXT® 36V **5.0Ah BATTERY**
XRU15PT **XRU15Z** **Z**

36V (18V X2) LXT® Brushless String Trimmer Kit

Powerful string trimmer designed with 15" cutting swath and rapid load bump & feed trimmer head included

Cutting Swath	15"
String Trimmer / Brush Cutter Type	Loop Handle
No Load Speed (3 spd)	3,500/5,300/6,500 RPM
Arbor Shaft	M10 x 1.25 LH
Overall Length	69-1/4"



LXT® 18V **4.0Ah BATTERY**
XRU23SM1 **XRU23Z** **Z**

18V LXT® Brushless 13" String Trimmer Kit

Powerful string trimmer designed with 13" cutting swath and rapid load bump & feed trimmer head included

Cutting Swath	13"
String Trimmer / Brush Cutter Type	Loop Handle
No Load Speed (var. 2 spd)	0 - 4,500 / 0 - 6,000 RPM
Arbor Shaft	M10 x 1.25 LH
Overall Length	67"



LXT® 18V **TOOL ONLY** **Z**
XRU13Z

18V LXT® Brushless Curved Shaft String Trimmer

Telescoping string trimmer designed with 11-3/4" cutting swath and bump & feed trimmer head included

Cutting Swath	11-3/4"
No Load Speed (3 spd)	4,000/5,000/6,000 RPM
Arbor Shaft	M8 x 1.25 RH
Overall Length	63-3/4"
Net Weight (with battery)	7.3 lbs.



LXT® 18V **TOOL ONLY** **Z**
XRU24Z

18V LXT® String Trimmer

Compact telescoping string trimmer designed with 10-1/4" cutting swath and bump & feed trimmer head included

Cutting Swath	10-1/4"
No Load Speed	7,800 RPM
String Trimmer / Brush Cutter Type	Loop Handle, Telescoping
Arbor Shaft	N/A
Overall Length	56-1/2"

COUPLE SHAFT POWER HEADS



QUICK & EASY
ATTACHMENT CHANGES

XUX01M5PT



LXT® 36V
XUX01M5PT **XUX01ZM5** **Z**

36V (18V X2) LXT® Brushless Power Head Kit w/ 17" String Trimmer Attachment

Couple shaft power head features power of a 25cc gas power head and includes 17" string trimmer attachment

Shaft Type	Multi-tool attachment
Cutting Swath	17"
No Load Speed (var. 3 spd.)	0 - 4,200 / 0 - 6,000 / 0 - 7,100 RPM
Arbor Shaft	M10 x 1.25 LH
Overall Length	72-3/4"

COUPLE SHAFT POWER HEADS Contd.

LXT 36V
BRUSHLESS

XUX01Z TOOL ONLY **Z**

36V (18V X2) LXT® Brushless Couple Shaft Power Head

Couple shaft power head features power of a 25cc gas power head

Shaft Type	Multi-tool attachment
No Load Speed (var. 3 spd.)	0 - 9,700 / 0 - 8,200 / 0 - 5,700 RPM
Battery	2X 18V LXT® Lithium-Ion
Overall Length	39-3/4"
Net Weight (with battery)	9.8 lbs.

LXT 18V
BRUSHLESS

XUX02ZX1 **XUX02Z** **Z**

18V LXT® Brushless Power Head w/ 13" String Trimmer Attachment

Powerful couple shaft power head featuring ultimate balance and maneuverability

Shaft Type	Multi-tool attachment
Cutting Swath	13"
No Load Speed (var. 2 spd)0	5,000 / 0 - 7,000 RPM
Arbor Shaft	M10 x 1.25 LH
Overall Length	71-1/2"

LXT 18V
BRUSHLESS

XUX02SM1X1 **XUX02Z** **Z**

18V LXT® Brushless Power Head Kit w/ 13" String Trimmer Attachment

Powerful couple shaft power head featuring ultimate balance and maneuverability includes 13" string trimmer attachment

Shaft Type	Multi-tool attachment
Cutting Swath	13"
No Load Speed (var. 2 spd)0	5,000 / 0 - 7,000 RPM
Arbor Shaft	M10 x 1.25 LH
Overall Length	71-1/2"

LXT 18V
BRUSHLESS

XUX02SM1X2 **XUX02Z** **Z**

18V LXT® Brushless Power Head Kit w/ 13" String Trimmer & 20" Articulating Hedge Trimmer Attachments

Powerful couple shaft power head featuring ultimate balance and maneuverability

Shaft Type	Multi-tool attachment
Cutting Swath	13"
No Load Speed (var. 2 spd)0	5,000 / 0 - 7,000 RPM
Arbor Shaft	M10 x 1.25 LH
Blade Length	20"

LXT 18V
BRUSHLESS

XUX02SM1X3 **XUX02Z** **Z**

18V LXT Brushless Power Head Kit w/ 13" String Trimmer & Blower Attachments

Powerful couple shaft power head featuring ultimate balance and maneuverability includes 13" string trimmer and blower attachments

Shaft Type	Multi-tool attachment
Cutting Swath	13"
No Load Speed (var. 2 spd)0	5,000 / 0 - 7,000 RPM
Arbor Shaft	M10 x 1.25 LH
Max. Air Volume	438 CFM

LXT 18V
BRUSHLESS

XUX02SM1X4 **XUX02Z** **Z**

18V LXT® Brushless Power Head Kit w/ 13" String Trimmer & 10" Pole Saw Attachments

Powerful couple shaft power head featuring ultimate balance and maneuverability includes 13" string trimmer and pole saw attachments

Shaft Type	Multi-tool attachment
Cutting Swath	13"
No Load Speed (var. 2 spd)0	5,000 / 0 - 7,000 RPM
Arbor Shaft	M10 x 1.25 LH
Guide Bar Length	10"

CHOOSE YOUR COUPLE SHAFT ATTACHMENT

EM405MP 17" String Trimmer Couple Shaft Attachment Arbor M10 x 1.25 LH	EN420MP 10" Articulating Hedge Trimmer Couple Shaft Attachment 180° Blade Adjustment, 10" Blade Length	PF400MP Water Pump Couple Shaft Attachment
EM403MP 17" String Trimmer Couple Shaft Attachment Arbor M10 x 1.25 LH	EN401MP 20" Articulating Hedge Trimmer Couple Shaft Attachment 180° Blade Adjustment, 20" Blade Length	EE400MP Edger Couple Shaft Attachment 8" Blade Diameter
BR400MP Bristle Brush Couple Shaft Attachment Arbor M8 x 1.25 RH	EN410MP 20" Double-Sided Hedge Trimmer Couple Shaft Attachment	KR401MP Cultivator Couple Shaft Attachment 8" Tine Diameter
EM409MP 13" String Trimmer Couple Shaft Attachment Arbor M10 x 1.25 LH (fits XUX01Z)	EN424MP 14" Ground Trimmer Couple Shaft Attachment	UB401MP Blower Couple Shaft Attachment 515 CFM, 130 MPH (w/ XUX01Z)
	EY402MP 10" Pole Saw Couple Shaft Attachment	BR400MP Bristle Brush Couple Shaft Attachment 23-5/8" Sweeping Surface
	LE400MP 42" Shaft Extension Couple Shaft Attachment	SW400MP Paddle Sweep Couple Shaft Attachment 23-1/4" Sweeping Surface

HEDGE TRIMMERS

LXT 36V
BRUSHLESS

XHU04Z TOOL ONLY **Z**

36V (18V X2) LXT® 25-1/2" Hedge Trimmer

Cut branches up to 7/10" with double-sided 25-1/2" blade with 3600 SPM for ergonomic cutting

Blade Length	25-1/2"
Blade Configuration	Double sided
Strokes Per Minute	3,600 SPM
Max. Branch Diameter	1/2"
Tooth Spacing	1-7/16"

LXT 18V
BRUSHLESS

XHU08T **XHU08Z** **Z**

18V LXT® Brushless 30" Hedge Trimmer Kit

Cut branches up to 7/8" with double-sided 30" blade with 4000 SPM and three-sided cutting teeth for fine finished cutting

Blade Length	30"
Blade Configuration	Double sided
Strokes Per Minute	4,400 SPM
Max. Branch Diameter	9/16"
Tooth Spacing	1"

LXT 18V
BRUSHLESS

XHU07T **XHU07Z** **Z**

18V LXT® Brushless 24" Hedge Trimmer Kit

Cut branches up to 7/8" with double-sided 24" blade with 4000 SPM and three-sided cutting teeth for fine finished cutting

Blade Length	24"
Blade Configuration	Double sided
Strokes Per Minute	4,400 SPM
Max. Branch Diameter	9/16"
Tooth Spacing	1"

LXT 18V
BRUSHLESS

XHU09M1 **XHU09Z** **Z**

18V LXT® Brushless 24" Hedge Trimmer Kit

Cut branches up to 3/4" with compact body featuring double-sided 24" blade with 4000 SPM for ergonomic cutting

Blade Length	24"
Blade Configuration	Double sided
Strokes Per Minute	4,000 SPM
Max. Branch Diameter	13/16"
Tooth Spacing	1-3/16"

LXT 18V
BRUSHLESS

XHU10SM1 **XHU10Z** **Z**

18V LXT® 24" Hedge Trimmer Kit

Cut branches up to 3/5" with compact body featuring double-sided 24" blade with 2700 SPM for ergonomic cutting

Blade Length	24"
Blade Configuration	Double sided
Strokes Per Minute	2,700 SPM
Max. Branch Diameter	9/16"
Tooth Spacing	1-1/8"

LXT 18V
BRUSHLESS

XNU02T **XNU02Z** **Z**

18V LXT® Brushless 24" Pole Hedge Trimmer Kit

Fixed shaft hedge trimmer with commercial-grade design featuring 24" double-sided blades

Blade Length	24"
Blade Configuration	Double sided
Strokes Per Minute	4,400 SPM
Max. Branch Diameter	7/8"
Tooth Spacing	1-3/8"

LXT 18V
BRUSHLESS

XNU01T **XNU01Z** **Z**

18V LXT® Brushless 20" Articulating Pole Hedge Trimmer Kit

Short shaft articulating hedge trimmer with commercial-grade design featuring 20" double-sided blades with 115° working range for trimming of overhead and low-lying hedges

Blade Length	20"
Blade Configuration	Double sided
Strokes Per Minute	4,400 SPM
Max. Branch Diameter	7/8"
Tooth Spacing	1-3/8"

LXT 18V
BRUSHLESS

XNU05SM1 **XNU05Z** **Z**

18V LXT® 18" Telescoping Articulating Pole Hedge Trimmer Kit

Telescoping articulating hedge trimmer featuring 28" double-sided blades with 135° working range for trimming of overhead and low-lying hedges

Blade Length	18-1/8"
Blade Configuration	Double sided
Strokes Per Minute	3,600 SPM
Max. Branch Diameter	11/16"
Tooth Spacing	1-1/8"

LXT 36V
BRUSHLESS

XAU02PTB **XAU02ZB** **Z**

36V (18V X2) LXT® Brushless 10" Telescoping Pole Saw Kit, 13' Length

Power of a 30cc gas pole saw with 9 ft. to 13 ft. telescoping shaft and 10" bar and chain included

Guide Bar Length	10"
Pitch	3/8" LP
Gauge	.050"
Chain Speed	3,940 FPM
Overall Length (ft.)	9' - 13'

LXT 36V
BRUSHLESS

XAU01PTB **XAU01ZB** **Z**

36V (18V X2) LXT® Brushless 10" Pole Saw Kit, 8' Length

Power of a 30cc gas pole saw with 8 ft. fixed shaft and 10" bar and chain included

Guide Bar Length	10"
Pitch	3/8" LP
Gauge	.050"
Chain Speed	3,940 FPM
Overall Length (ft.)	8'

POLE SAWS

LAWN MOWERS

CUTS UP TO
2/3 ACRE
IN 60 MIN. OR LESS
Using (4) 5.0Ah 18V LXT® Batteries



XML09PT1

INCLUDES
4 BATTERIES
TOTAL

LXT® 36V
BRUSHLESS

XML09PT1

XML09Z

5.0Ah BATTERY

36V (18V X2) LXT® Brushless 21" Self-Propelled Commercial Lawn Mower Kit w/ 4 Batteries

21" aluminum deck mower with self-propelled rear wheel drive cuts up to 2/3 acre in 60 minutes or less with (4) 18V LXT® 5.0 Ah batteries

Cutting Width	21"
Deck Width	22"
Cutting Height Range	1-1/4" - 4"
Maximum Speed (RPM)	2,800
Bag Capacity (Bushels)	2

INCLUDES
4 BATTERIES
TOTAL

LXT® 36V
BRUSHLESS

XML08PT1

XML08Z

5.0Ah BATTERY

36V (18V X2) LXT® Brushless 21" Self-Propelled Commercial Lawn Mower Kit w/ 4 Batteries

21" steel deck mower with self-propelled rear wheel drive cuts up to 2/3 acre in 60 minutes or less with (4) 18V LXT® 5.0 Ah batteries

Cutting Width	21"
Deck Width	22"
Cutting Height Range	1-1/4" - 4"
Maximum Speed (RPM)	2,800
Bag Capacity (Bushels)	2

INCLUDES
4 BATTERIES
TOTAL

LXT® 36V
BRUSHLESS

XML07PT1

XML07Z

5.0Ah BATTERY

36V (18V X2) LXT® Brushless 21" Commercial Lawn Mower w/ 4 Batteries

21" steel deck push mower cuts up to 2/3 acre in 60 minutes or less with (4) 18V LXT® 5.0 Ah batteries

Cutting Width	21"
Deck Width	22"
Cutting Height Range	1-1/4" - 4"
Maximum Speed (RPM)	2,800
Bag Capacity (Bushels)	2

INCLUDES
4 BATTERIES
TOTAL

LXT® 36V
BRUSHLESS

XML06PT1

XML06Z

5.0Ah BATTERY

36V (18V X2) LXT® Brushless 18" Self-Propelled Commercial Lawn Mower Kit w/ 4 Batt

18" steel deck mower with self-propelled rear wheel drive designed for yards up to 1/2 acre

Cutting Width	18"
Deck Width	19"
Cutting Height Range	1-1/4" - 4"
Maximum Speed (RPM)	3,300
Bag Capacity (Bushels)	1.7

INCLUDES
4 BATTERIES
TOTAL

LXT® 36V
BRUSHLESS

XML11CT1

XML11Z

5.0Ah BATTERY

36V (18V X2) LXT® 21" Self-Propelled Lawn Mower Kit w/ 4 Batteries

21" polypropylene deck mower with self-propelled rear wheel drive and folding handles for compact vertical storage cuts up to 1/2 acre in 50 minutes or less with (4) 18V LXT® 5.0 Ah batteries

Cutting Width	21"
Deck Width	22"
Cutting Height Range	1-1/4" - 4"
Maximum Speed (RPM)	3,000
Bag Capacity (Bushels)	2

INCLUDES
4 BATTERIES
TOTAL

LXT® 36V
BRUSHLESS

XML10CT1/CM1

XML10Z

5.0Ah BATTERY

36V (18V X2) LXT® 21" Lawn Mower Kit w/ 4 Batteries

21" polypropylene deck push mower with folding handles for compact upright storage cuts up to 1/2 acre in 50 minutes or less* (XML10CM1 includes (4) 4.0Ah batteries)

Cutting Width	21"
Deck Width	22"
Cutting Height Range	1-1/4" - 4"
Maximum Speed (RPM)	3,000
Bag Capacity (Bushels)	2

INCLUDES
4 BATTERIES
TOTAL

LXT® 36V
BRUSHLESS

XML14CT1

5.0Ah BATTERY

36V (18V X2) LXT® 19" Self-Propelled Lawn Mower Kit w/ 4 Batteries

19" polypropylene deck mower with self-propelled rear wheel drive and folding handles for compact vertical storage

Cutting Width	19"
Deck Width	20"
Cutting Height Range	1-1/4" - 4"
Maximum Speed (RPM)	3,100
Bag Capacity (Bushels)	1.76

INCLUDES
4 BATTERIES
TOTAL

LXT® 36V
BRUSHLESS

XML05PT

XML05Z

5.0Ah BATTERY

36V (18V X2) LXT® 17" Residential Lawn Mower Kit

17" polypropylene deck push mower with easy-to-manuever compact design for detailed landscaping

Cutting Width	17"
Deck Width	18"
Cutting Height Range	13/16" - 3"
Maximum Speed (RPM)	3,600
Bag Capacity (Bushels)	1.4

GRASS SHEARS



LXT® 18V

XMU04ZX

XMU04Z

18V LXT® Grass Shear with Hedge Trimmer Blade

2-in-1 quick blade change from dual action 6-5/16" shear blades for trimming in tight spaces to 8" double-sided hedge trimmer blade

Cutting Capacity (width)	6-5/16"
Strokes Per Minute	2,500 SPM
Depth Adjustment Range	9/16", 3/4", 1"
Overall Length	13-7/8"
Net Weight (with battery)	3.8 lbs.



LXT® 18V

XMU05Z

TOOL ONLY

Z

18V LXT® 4-5/16" Grass Shear

Dual action 4-5/16" shear blades for trimming in tight spaces

Cutting Capacity (width)	4-5/16"
Strokes Per Minute	2,500 SPM
Overall Length	11-3/4"
Net Weight (with battery)	3.7 lbs.

MATERIAL TRANSPORT

DELIVERS UP TO
100 MIN.
OF RUN TIME
Using (4) 6.0Ah 18V LXT® Batteries



XUC04Z

LXT® 36V
BRUSHLESS

XUC04Z

TOOL ONLY

Z

36V (18V X2) LXT® Brushless Material Handling, Dump Bucket

Ideal for Transporting Material on Job Sites

Speed Forward (High/Low MPH)	3.1 / .93 MPH
Speed Reverse	.63 MPH
Max. Load Capacity	661 lbs.
Max. Grade	12°
Battery	36V LXT® Lithium-Ion

LXT® 36V
BRUSHLESS

XUC05Z

TOOL ONLY

Z

36V (18V X2) LXT® Brushless Material Handling, Dump/Pipe Frame

Ideal for Transporting Material on Job Sites

Speed Forward (High/Low MPH)	3.1 / .93 MPH
Speed Reverse	.62 MPH
Max. Load Capacity	661 lbs.
Max. Grade	12°
Battery	36V LXT® Lithium-Ion

LXT® 36V
BRUSHLESS

XUC06Z

TOOL ONLY

Z

36V (18V X2) LXT® Brushless Material Handling, Flat Bucket

Ideal for Transporting Material on Job Sites

Speed Forward (High/Low MPH)	3.1 / .93 MPH
Speed Reverse	.63 MPH
Max. Load Capacity	661 lbs.
Max. Grade	12°
Battery	36V LXT® Lithium-Ion

EARTH AUGER



LXT® 36V
BRUSHLESS

XGD01PT

XGD01Z

5.0Ah BATTERY

36V (18V X2) LXT® Brushless Earth Auger Kit

Power of 36cc gas designed for post-hole digging, fence installation, large planting jobs and construction projects compatible with 4", 6" and 8" drill bits and extension bar (sold separately)

No Load Speed (var. 2 spd)	0 - 350 / 0 - 1,400 RPM
Maximum Hole Diameter	8"
Maximum Hole Depth	41"
Overall Length	33"
Net Weight (with battery)	17.9 lbs.

CORDED POWER EQUIPMENT



UC4051A

16" Electric Chain Saw

Powerful 14.5 Amp motor for a variety of cutting applications

Guide Bar Length	16"
Pitch	3/8"
Gauge	.050"
Chain Speed	2,900 FPM
Net Weight	12.3 lbs.



UC3551A

14" Electric Chain Saw

Powerful 14.5 AMP motor for a variety of cutting applications

Guide Bar Length	14"
Pitch	3/8"
Gauge	.050"
Chain Speed	2,900 FPM
Net Weight	12.1 lbs.



UH6570

25" Electric Hedge Trimmer

Powerful 4.8 Amp motor for a variety of trimming applications

Blade Length	25"
Strokes Per Minute	3,200 SPM
AMPS	4.8
Overall Length	44-3/4"
Net Weight	8.2 lbs.



UH5570

22" Electric Hedge Trimmer

Powerful 4.8 Amp motor for a variety of trimming applications

Blade Length	22"
Strokes Per Minute	3,200 SPM
AMPS	4.8
Overall Length	40-1/2"
Net Weight	7.9 lbs.

OUTDOOR ADVENTURE™



LXT 18V **4.0Ah BATTERY**

ADCU10SM1 **ADCU10Z** **Z**

Outdoor Adventure™ 18V LXT® 12" Top Handle Chain Saw Kit

From the campsite to your backyard, get outside with the power of a 22cc gas top handle chain saw designed with captured bar nut and 12" bar and chain included

Guide Bar Length	12"
Pitch	3/8" LP
Gauge	.043"
Chain Speed	4,720 FPM
Net Weight (with battery)	6.7 lbs.



LXT 18V **5.0Ah BATTERY**

ADBU05ST1 **ADBU05Z** **Z**

Outdoor Adventure™ 18V LXT® Blower Kit

From the campsite to your backyard, experience the power and versatility of the compact handheld blower only 20-3/8" long for quick clean-ups

Max. Air Volume	113 CFM
Max. Air Velocity	219 MPH
Overall Length	20-3/8"
Net Weight (with battery)	4.1 lbs.



LXT 18V **TOOL ONLY** **Z**

ADCF203Z **TOOL ONLY** **Z**

Outdoor Adventure™ 18V LXT® 9-1/4" Fan

From the campsite to your backyard, get outside and stay cool with 9-1/4" fan for more air movement

Max. Air Volume	290 CFM
Run Time (max. in hours)	19
AC Adapter Included	Yes
Speed Settings	3
Decibel Rating	48 dB(A)



LXT 18V **TOOL ONLY** **Z**

ADCF201Z **TOOL ONLY** **Z**

Outdoor Adventure™ 18V LXT® 9" Fan

From the campsite to your backyard, get outside and stay cool with 9" fan for more air movement

Max. Air Volume	290 CFM
Run Time (max. in hours)	6
AC Adapter Included	Yes
Speed Settings	2
Overall Length	10-3/8"



LXT 18V **TOOL ONLY** **Z**

ADCV11Z **TOOL ONLY** **Z**

Outdoor Adventure™ 18V LXT® Brushless Wet/Dry Vacuum

From the campsite to your backyard, get outside with the portable handheld canister vacuum featuring 57 CFM and 27" water lift

Gross Container Size	2 gal.
Air Flow Rate	57 CFM
Static Water Lift	27"
Continuous Use (max. in minutes)	60 min.
Battery	18V LXT® Lithium-Ion



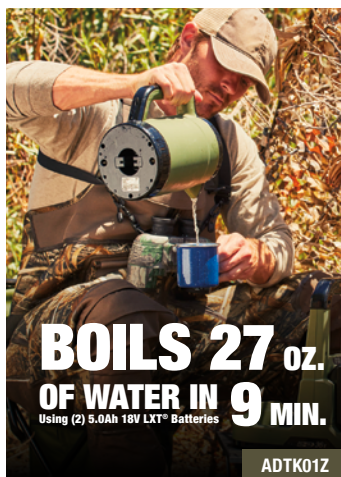
LXT 18V **TOOL ONLY** **Z**

ADCM501Z **TOOL ONLY** **Z**

Outdoor Adventure™ 18V LXT® Coffee Maker

From the campsite to your backyard, get outside and brew coffee in 5 minutes

Battery	18V LXT® Lithium-Ion
Dimensions (LxWxH)	9-9/16" x 7-3/8" x 8-9/16"
Container Capacity	8.12 oz.
Net Weight (with battery)	4.7 lbs.
Power Type	Cordless



**BOILS 27 oz.
OF WATER IN 9 MIN.**
Using (2) 5.0Ah 18V LXT® Batteries

ADTK01Z



LXT 18V **TOOL ONLY** **Z**

ADTK01Z **TOOL ONLY** **Z**

Outdoor Adventure™ 36V (18V X2) LXT® Hot Water Kettle

From the campsite to your backyard, get outside with the ability to boil 27 oz. of water in 8 minutes

Battery	2X 18V LXT® Lithium-Ion
Container Capacity	27 oz.
Insulated	Yes
Net Weight (with battery, sold separately)	7.5 lbs.
Power Type	Cordless



4 COOLING MODES
15°F, 30°F, 40°F, 50°F

2 WARMING MODES
130°F, 140°F

ADCW180Z

LXT 18V

ADCW180Z TOOL ONLY **Z**

Outdoor Adventure™ 18V X2 LXT®, 12V/24V DC Auto, and AC Cooler/Warmer

From the campsite to your backyard, get outside and keep your parishables cool or warm with 6 controllable temperatures

Battery	2X 18V LXT® Lithium-Ion
Power Type	Corded and Cordless Operation
Cooling Modes (°F)	15, 30, 40, 50
Warming Modes (°F)	130, 140
AC Adapter Included	Yes

LXT 18V

ADMP180SYX ADMP180ZX **Z**

Outdoor Adventure™ 18V LXT® Inflator Kit

From the campsite to your backyard, get outside and conveniently fill off-road vehicle, car, and light truck tires up to 120 PSI

Max Air Pressure (PSI)	120
Hose Length (in.)	25"
LED light	Yes
Net Weight (with battery)	3.1 lbs.
Dimensions (LxWxH)	9-11/16" x 3-1/8" x 6-7/8"

LXT 18V

ADSA01Z TOOL ONLY **Z**

Outdoor Adventure™ 18V LXT® Brushless High Speed Blower/Inflator

From the campsite to your backyard, get outside where efficiency meets the elements with 447 MPH speed and 39 CFM power for detailed outdoor cleaning

Max. Air Velocity	447 MPH
Max. Air Volume	39 CFM
Blower Type	Handheld
Overall Length	7-1/8"
System	18V LXT®

LXT 18V

ADCB200B TOOL ONLY **Z**

Outdoor Adventure™ 18V LXT® Heated Blanket

From the campsite to your backyard, get outside with the heated blanket with up to 35 hours of runtime

Continuous Use (max, in hours)	35 hr.
Heat Settings	High-Medium-Low
Machine Washable	Yes
USB Power Port	1
Material	Polyester

LXT 18V

ADRM06 TOOL ONLY **Z**

Outdoor Adventure™ 18V LXT® Bluetooth® Radio

From the campsite to your backyard, get outside with this bluetooth capable radio complete with 2 powerful 3.5" speakers

Bluetooth®	Yes
Digital Tuner	FM/AM
Auxiliary Port	Yes
AC Adapter Included	Yes
MP3 Compatible	Yes

LIGHT UP THE OUTDOORS

ENJOY AUDIO

ADRM13

LXT 18V

ADRM13 TOOL ONLY **Z**

Outdoor Adventure™ 18V LXT® Bluetooth® Radio and L.E.D. Lantern

From the campsite to your backyard, get outside with the lantern radio up to 310 lumens and bluetooth compatibility

Run Time (max. in hours)	12
Battery	18V LXT® Lithium-Ion
Lumens (high/low)	310 / 100 lm
Bulb	20 LED
Overall Length	5"

LXT 18V

ADML807 LIGHT ONLY **Z**

Outdoor Adventure™ 18V LXT® L.E.D. Lantern/Flashlight

360° lantern mode provides 710 lumens; 180° lantern mode provides 340 lumens; flashlight mode provides 130 lumens

Lumens	710
Run Time (max. in hours)	28
Bulb	20 LED
Overall Length	14-1/4"
Net Weight (with battery)	2.2 lbs.

LXT 18V

ADML811 LIGHT ONLY **Z**

Outdoor Adventure™ 18V LXT® L.E.D. Area Light

3-mode operation: delivers 3,000 lumens on High, 1,500 lumens on medium, and 750 lumens on Low

Lumens (high/med/low)	3,000 / 1,500 / 750 lm
Run Time (high/med/low)	3 / 7 / 13 hrs
Cordless/Corded	Corded and Cordless Operation
AC Adapter Included	Yes
Net Weight (with battery, sold separately)	10.4 lbs.

LXT 18V

ADML812 LIGHT ONLY **Z**

Outdoor Adventure™ 18V LXT® L.E.D. Flashlight/Spotlight

4-mode operation: delivering 600 lumens on Spot, 1,000 lumens on Flood, 1,250 lumens on Spot/Flood, and Strobe mode

Lumens (high/med/low)	1,250 / 1,000 / 600 lm
Run Time (high/med/low)	4 / 4 / 7 hrs
Dimensions (LxWxH)	4-11/16" x 4-1/2" x 12-3/8"
Net Weight (with battery, sold separately)	3.7 lbs.
Pivoting Light	Yes

LXT 18V

ADML815 LIGHT ONLY **Z**

Outdoor Adventure™ 18V LXT® L.E.D. Flashlight

4 L.E.D. flashlight provides 160 lumens

Lumens	160
Run Time (max. in hours)	54
Bulb	4 LED
Overall Length	10-3/4"
Net Weight (with battery)	1.95 lbs.

LXT 18V

ADML817 LIGHT ONLY **Z**

Outdoor Adventure™ 18V LXT® L.E.D. Compact Flashlight

360° lantern mode provides 710 lumens; 180° lantern mode provides 340 lumens; flashlight mode provides 130 lumens

Lumens (spot/flood/spot+flash)	150 / 150 / 300 lm
Run Time (max. in hours)	49
USB Power Port	1
Overall Length	4-1/4"
Auto shut off	Yes

LXT 18V

ADADP05 POWER SOURCE ONLY **Z**

Outdoor Adventure™ 18V LXT® Power Source

Bring the power outdoors and charge up to 2 USB compatible devices at the same time

2.1A output from each USB port, 4.2A total output when both USB ports are connected

Durable construction with built-in belt clip

Rubber covers protect USB ports from dust and water in outdoor conditions

Conveniently located on/off switch for operator convenience

LXT 18V

ADBL1840B 40 Minute Charge Time **4.0. BATTERY**

Outdoor Adventure™ 18V LXT® Lithium-Ion 4.0Ah Battery

Integrated L.E.D. battery charge level indicator allows user to monitor battery charge

Provides up to 35% more run time per charge compared to BL1830

Reaches full charge in 40 minutes or less

Compatible only with Star Protection tools, indicated by the Star Symbol™ and/or Yellow Battery Receiver under the tool

Battery delivers consistent power and run time in extreme temperatures, even in winter (-4°F/-20°C)

LXT 18V

ADBL1840BDC1 40 Minute Charge Time **4.0. BATTERY**

Outdoor Adventure™ 18V LXT® Battery and Charger Starter Pack (4.0Ah)

Integrated L.E.D. battery charge level indicator allows user to monitor battery charge

18V LXT® Lithium-Ion 4.0Ah battery reaches a full charge in 40 minutes or less

Provides up to 35% more run time per charge compared to BL1830

Battery delivers consistent power and run time in extreme temperatures, even in winter (-4°F/-20°C)

Equipped with Star Protection Computer Controls™ to protect against overloading, over-discharging and over-heating



12V max CXT® CORDLESS

CXT® 12V max

MORE EFFICIENCY

TRADE DRIVEN • TRUSTED INVESTMENT™



70+ PRODUCTS

12V max CXT®
COMBO KITS



CT411

12V max CXT® 4-Pc. Combo Kit

Kit Includes 3/8" Driver-Drill, 1/4" Impact Driver, Impact Wrench, Flashlight and 2 ea. 12V max CXT® Batteries

12V max CXT® 3/8" Driver-Drill (FD09Z)
12V max CXT® Impact Driver (DT03Z)
12V max CXT® 3/8" Impact Wrench (WT02Z)
12V max CXT® L.E.D. Flashlight (ML103)
12V max CXT® Lithium-Ion Charger (DC10WD)
(2) 12V max CXT® Lithium-Ion 1.5Ah Battery

1.5Ah BATTERY



CT232

12V max CXT® 2-Pc. Combo Kit

Kit Includes 3/8" Driver-Drill, 1/4" Impact Driver and 2 ea. 12V max CXT® Batteries

12V max CXT® 3/8" Driver-Drill (FD09Z)
12V max CXT® Impact Driver (DT03Z)
12V max CXT® Lithium-Ion Charger (DC10WD)
14" Contractor Tool Bag (831253-8)

1.5Ah BATTERY

12V max CXT®
DRIVER-DRILLS



FD09R1

12V max CXT® 3/8" Driver-Drill Kit

Variable 2-speed design (0-450 & 0-1,700 RPM) covers a wide range of drilling and driving applications

Capacity	Steel (3/8"), Wood (13/16")
No Load Speed (var. 2 spd)	0 - 450 / 0 - 1,700 RPM
Maximum Torque	250 in.lbs./28N•m
Net Weight (with battery)	2.4 lbs.
Overall Length	7"



FD07R1

12V max CXT® Brushless 3/8" Driver-Drill Kit

Compact and ergonomic design at only 6-1/16" long

Capacity	Steel (3/8"), Wood (1-1/8")
No Load Speed (var. 2 spd)	0 - 450 / 0 - 1,500 RPM
Maximum Torque	280 in.lbs./N•m
Net Weight (with battery)	2.3 lbs.
Overall Length	6-1/16"

2.0Ah BATTERY

12V max CXT®
SCREWDRIVER



FD10R1

12V max CXT® 1/4" Hex Screwdriver Kit

Variable 2-speed design (0-450 & 0-1,700 RPM) covers a wide range of drilling and driving applications

Hex Shank	1/4"
No Load Speed (var. 2 spd)	0 - 450 / 0 - 1,700 RPM
Max. no load speed	1,700 RPM
Maximum Torque	250 in.lbs./28N•m
Net Weight (with battery)	2.1 lbs.



AD04R1

12V max CXT® 3/8" Right Angle Drill Kit

Variable speed (0-1,100 RPM) for a wide range of drilling and driving applications

Capacity	Steel (3/8"), Wood (1/2")
No Load Speed	0 - 1,100 RPM
Maximum Torque	245 in.lbs./27N•m
Net Weight	2.7 lbs.
Overall Length	12-3/8"



AD03R1

12V max CXT® 3/8" Right Angle Drill Kit

Variable speed (0-1,100 RPM) for a wide range of drilling and driving applications

Capacity	Steel (3/8"), Wood (1/2")
No Load Speed	0 - 1,100 RPM
Maximum Torque	245 in.lbs./27N•m
Net Weight	2.6 lbs.
Overall Length	12-3/8"

12V max CXT® IMPACTS



DT04R1

12V max CXT® Brushless Impact Driver Kit

BL™ Brushless Motor delivers 1,200 in.lbs. of Max Torque in an ultra compact design

Hex Shank	1/4"
No Load Speed	0 - 1,300 / 0 - 3,000 RPM
Impacts Per Minute	0 - 1,600 / 0 - 3,900 IPM
Maximum Torque	1,200 in.lbs./135N•m
Net Weight (with battery)	2.1 lbs.



DT03R1

12V max CXT® Impact Driver Kit

Variable speed (0-2,600 RPM & 0-3,500 IPM) for a wide range of fastening applications

Hex Shank	1/4"
No Load Speed	0 - 2,600 RPM
Impacts Per Minute	0 - 3,500 IPM
Maximum Torque	970 in.lbs./110N•m
Net Weight (with battery)	2.3 lbs.

2.0Ah BATTERY



WT03Z

TOOL ONLY

12V max CXT® 1/2" Impact Wrench

Variable speed (0-2,600 RPM & 0-3,200 IPM) for a wide range of fastening applications

Square Drive	1/2"
No Load Speed (variable speed)	0 - 2,600 RPM
Impacts Per Minute	0 - 3,200 IPM
Maximum Torque	107 ft.lbs./145 N•m
Nut-Busting Torque	200 ft.lbs./270 N•m



WT02Z

TOOL ONLY

12V max CXT® 3/8" Impact Wrench

Variable speed (0-2,600 RPM & 0-3,200 IPM) for a wide range of fastening applications

Square Drive	3/8"
No Load Speed	0 - 2,600 RPM
Impacts Per Minute	0 - 3,200 IPM
Maximum Torque	103 ft.lbs./139 N•m
Nut-Busting Torque	200 ft.lbs./270 N•m



WT06Z

TOOL ONLY

12V max CXT® Brushless 1/2" Impact Wrench

Makita-Built BL™ Brushless Motor delivers 122 ft.lbs. of Max Torque and 210 ft.lbs. of Nut-Busting Torque

Square Drive	1/2"
No Load Speed (var. 2 spd)	0 - 1,300 / 0 - 2,400 RPM
Impacts Per Minute	0 - 2,000 / 0 - 3,600 IPM
Maximum Torque	122 ft.lbs./165 N•m
Nut-Busting Torque	210 in.lbs./290 N•m



WT05Z

TOOL ONLY

12V max CXT® Brushless 3/8" Impact Wrench

BL™ Brushless Motor delivers 120 ft.lbs. of Max Torque and 210 ft.lbs. of Nut-Busting Torque

Square Drive	3/8"
No Load Speed	0 - 1,300 / 0 - 2,400 RPM
Impacts Per Minute (var. 2 spd.)	0 - 2,000 / 0 - 3,600 IPM
Maximum Torque	120 ft.lbs./160 N•m
Nut-Busting Torque	210 ft.lbs./290 N•m



WT04R1

TOOL ONLY

12V max CXT® 1/4" Impact Wrench Kit

Variable speed (0-2,600 RPM & 0-3,200 IPM) for a wide range of fastening applications

Impacts Per Minute (variable speed)	0 - 3,200 IPM
No Load Speed (variable speed)	0 - 2,600 RPM
Maximum Torque	44 ft.lbs./60 N•m
Net Weight (with battery)	2.3 lbs.
Overall Length	6-3/8"

2.0Ah BATTERY

12V max CXT® RATCHET



CXT 12V max

RW01R1

RW01Z



12V max CXT® 3/8" / 1/4" Sq. Drive Ratchet Kit

Interchangeable 3/8" and 1/4" anvils for added versatility

Battery	12V max CXT® Lithium-Ion
Square Drive (interchangeable)	3/8", 1/4"
No Load Speed (variable speed)	0 - 800 RPM
Maximum Torque	35 ft.lbs./47 N•m
Net Weight (with battery)	2.35 lbs.

12V max CXT® SAWS / MULTI-CUTTER



CXT 12V max

SH02R1

SH02Z



12V max CXT® 3-3/8" Circular Saw Kit

Makita-built motor delivers 1,500 RPM for faster cutting

Blade Diameter	3-3/8"
No Load Speed	1,500 RPM
Arbor	90° (15 mm), 45° (1")
Max. Cutting Capacity (at 45°)	5/8"
Net Weight (with battery)	3.5 lbs.

CXT 12V max

VJ05R1J

VJ05Z



12V max CXT® Brushless Barrel Grip Jig Saw Kit

Makita-built brushless motor and 3 orbital settings plus straight cutting deliver faster and more accurate cuts in a variety of materials

Length of Stroke	7/8"
Max. Cutting Capacity at 90°	Aluminum (13/16"), Mild Steel (3/8"), Wood (3-1/2")
Strokes Per Minute (variable speed)	800 - 3,000 SPM
Blade Shank	"T" Tang
Net Weight (with battery)	3.9 lbs.

CXT 12V max

VJ06R1J

VJ06Z



12V max CXT® Brushless Top Handle Jig Saw Kit

Makita-built brushless motor and 3 orbital settings plus straight cutting deliver faster and more accurate cuts in a variety of materials

Length of Stroke	7/8"
Max. Cutting Capacity at 90°	Aluminum (13/16"), Mild Steel (3/8"), Wood (3-1/2")
Strokes Per Minute (variable speed)	800 - 3,000 SPM
Blade Shank	"T" Tang
Net Weight (with battery)	4.1 lbs.

CXT 12V max

VJ04R1

VJ04Z



12V max CXT® Jig Saw Kit

Makita-built variable speed motor delivers 0-2,900 strokes per minute

Length of Stroke	11/16"
Max. Cutting Capacity at 90°	Aluminum (5/32"), Mild Steel (1/16"), Wood (2-9/16")
Strokes Per Minute	2,900 SPM
Blade Shank	"T" Tang
Net Weight (with battery)	3.8 lbs.



CXT 12V max

RJ03R1

RJ03Z



12V max CXT® Recipro Saw Kit

Variable speed motor delivers 0-3,300 strokes per minute combined with a 1/2" length stroke to provide faster cutting

Length of Stroke	1/2"
Max. Cutting Capacity	Wood (2"), Pipe (2")
Strokes Per Minute (variable speed)	0 - 3,300 SPM
Net Weight (with battery)	2.9 lbs.
Shipping Weight	14.5 lbs.



CXT 12V max

CC02R1

CC02Z



12V max CXT® 3-3/8" Tile/Glass Saw Kit

Makita-built motor delivers 1,600 RPM for faster and powerful cutting

Blade Diameter	3-3/8"
No Load Speed	1,600 RPM
Max. Cutting Capacity	90° (1"), 45° (5/8")
Arbor	15 mm
Net Weight (with battery)	4.2 lbs.



CXT 12V max

PC01R3

PC01Z



12V max CXT® Multi-Cutter Kit

Capable of cutting single wall corrugated cardboard, tufted carpet up to 1/4" thick, thin leather, rubber up to 1/8" thick, and plastics up to 1/16"

Max. Cutting Capacity	1/4"
No Load Speed	300 RPM
Overall Length	10-3/4"
Net Weight (with battery)	1.6 lbs.
Shipping Weight	5.1 lbs.



CXT 12V max

TP03Z

TOOL ONLY



12V max CXT® Pin Nailer, 23 Ga.

Refined firing mechanism reduces recoil; reduces force required on the work surface when driving pins

Max. nail/fastener length	1-3/8" (23 ga.)
Maximum Magazine Capacity	120
Net Weight (with battery)	4 lbs.
Overall Length	9-1/8"
Fastening category	Pin



CXT 12V max

MT01R1

MT01Z



12V max CXT® Oscillating Multi-Tool Kit

Variable speed control dial (6,000-20,000 OPM) enables user to match the speed to the application

Oscillations Per Minute	6,000 - 20,000 OPM
Oscillation Angle	3.2°
Variable speed dial	Yes
Soft start	Yes
Net Weight (with battery)	2.4 lbs.

12V max CXT® THREADED ROD CUTTER



CXT 12V max

CS01Z

TOOL ONLY



12V max CXT® Brushless Threaded Rod Cutter

Provides spark-free cuts that are clean and burr-free for easy hand-threading of fastener or nut

Blade Configuration	Double sided
Max. Cutting Capacity	3/8"
Min. Cutting Capacity	1/4"
Overall Length	7-1/8"
Net Weight (with battery)	6.2 lbs.

12V max CXT® POWER EQUIPMENT



CXT 12V max

HU06Z

TOOL ONLY



12V max CXT® Hedge Trimmer

Makita-built motor delivers 2,500 SPM for efficient cutting

Blade Length	7-7/8"
Strokes Per Minute	2,500 SPM
Overall Length	19-7/8"
Net Weight (with battery)	3.3 lbs.
Lock-On Switch	Yes



CXT 12V max

MU04Z

TOOL ONLY



12V max CXT® Grass Shear

Makita-built motor delivers 2,500 SPM for efficient cutting

Cutting Capacity (width)	6-5/16"
Depth Adjustment Range	9/16", 3/4", 1"
Strokes Per Minute	2,500 SPM
Net Weight (with battery)	4.1 lbs.
Overall Length	13"



CXT 12V max

BU02Z

TOOL ONLY



12V max CXT® Floor Blower

Long nozzle with wide end for sweeping large floor areas

Blower Type	Handheld
Max. Air Velocity	125 MPH
Net Weight (with battery)	3.3 lbs.
Overall Length	33-1/2"
Run Time (max. in minutes)	21



CXT 12V max

BU01Z

TOOL ONLY



12V max CXT® Blower

Makita-built variable 3-speed motor produces a maximum air velocity of 167 MPH

Blower Type	Handheld
Max. Air Velocity	167 MPH
Net Weight (with battery, sold separately)	3.1 lbs.
Overall Length	19-7/8"
Run Time (max. in minutes)	21

12V max CXT® POLISHER



CXT 12V max

VP01R1

VP01Z



12V max CXT® Brushless 3" Polisher / 2" Sander Kit

Compact solution for a variety of precise detail polishing and sanding applications

Pad Size (round)	3"
Sanding Disc	2"
No Load Speed (var. speed, low)	0 - 2,800 RPM
No Load Speed (var. speed, high)	0 - 9,500 RPM
Spindle Type	5/16"-24 UNF

12V max CXT® VACUUM



CXT 12V max

LC09Z

TOOL ONLY



12V max CXT® Vacuum

Compact design at only 13-5/8" long

Air Flow Rate	46 CFM
Continuous Use (max. in minutes)	33 min.
Net Weight (with battery)	3.7 lbs.
Dimensions (LxWxH)	13-5/8" x 5-7/16" x 8"
Tool-less Conversion	Yes

12V max CXT® ACCESSORIES



CXT 12V max

CF100DZ

TOOL ONLY



12V max CXT® 7-1/8" Fan

Three speed settings (High/Medium/Low)

AC Adapter Included	Yes
Run Time (max. in hours)	10.5
Speed Settings	3
Net Weight (with battery)	3 lbs.
Dimensions (LxWxH)	5-7/8" x 10-1/4" x 9-7/8"



CXT 12V max

MP100DWRX1

MP100DZ



12V max CXT® Inflator Kit

Conveniently tops off cars and light truck tires with speed and ease

Max Air Pressure (PSI)	120
Display back light	Yes
Dimensions (LxWxH)	9-1/4" x 2-15/16" x 6-13/16"
Hose Length (in.)	25"
Built-in light	Yes



CXT 12V max

RM02

TOOL ONLY



12V max CXT® Compact Job Site Radio

Delivers rich stereo sound from two powerful front facing speakers

Digital Tuner	FM/AM
Auxiliary Port	Yes
Bluetooth®	No
MP3 Compatible	Yes
AC Adapter Included	No



12V max CXT® CORDLESS, LASERS & CORDED HAMMERS

12V max CXT® LIGHTING



ML106 LIGHT ONLY

12V max CXT® Adjustable Beam L.E.D. Flashlight

High-luminance single L.E.D. flashlight provides 190 lumens

Lumens	190
Bulb	1 LED
Run Time (max. in hours)	12
Overall Length	10-5/8"
Net Weight (with battery)	1.7 lbs.



ML104 LIGHT ONLY

12V max CXT® L.E.D. Lantern/Flashlight

Three L.E.D. lighting modes: 360° lantern, 90° lantern or flashlight

Lumens	710
Bulb	20 LED
Run Time (max. in hours)	19
Overall Length	13-1/8"
Net Weight (with battery)	1.4 lbs.



ML103 LIGHT ONLY

12V max CXT® L.E.D. Flashlight

L.E.D. Flashlight runs up to 28 hours per charge from a single fully charged 12V max CXT® 4.0Ah Lithium-Ion battery (battery not included)

Lumens	100
Bulb	1 LED
Run Time (max. in hours)	28
Overall Length	3"
Net Weight (with battery)	.6 lbs.

12V max CXT® LASERS

3 x 360° LASER PLANES

FOR ALL LAYOUT APPLICATIONS



SK700GDNBJ SK700GD

12V max CXT® Self-Leveling 360° 3-Plane Green Laser Kit

3 x 360° laser planes provide 6 cross-point reference positions for level, align, plumb and square applications

Line accuracy (at 33')	+/- 1/16"
Point beam direction	6 cross-points (up, down, left, right, front, back)
Line beam direction	3-Plane 360° (2x Vertical, 1x Horizontal)
Working range (line)	115'
Working Range with Detector	230'




SK700DNBJ SK700DZ

12V max CXT® Self-Leveling 360° 3-Plane Red Laser Kit

3 x 360° laser planes provide 6 cross-point reference positions for level, align, plumb and square applications

Line accuracy (at 33')	+/- 1/16"
Point beam direction	6 cross-points (up, down, left, right, front, back)
Line beam direction	3-Plane 360° (2x Vertical, 1x Horizontal)
Working range (line)	82'
Working Range with Detector	230'



SK106GDNAX SK106GDZ

12V max CXT® Self-Leveling Cross-Line/4-Point Green Beam Laser Kit

Selectable horizontal/vertical cross reference lines plus 4-point required for level, align, plumb and square applications

Line accuracy (at 33')	+/- 1/8"
Point beam direction	4 points (up, down, left, right)
Line beam direction	2 line (horizontal, vertical)
Working range (line)	115'
Working Range with Detector	262'



SK106DNAX SK106DZ

12V max CXT® Self-Leveling Cross-Line/4-Point Red Beam Laser Kit

Selectable horizontal/vertical cross reference lines plus 4-point required for level, align, plumb and square applications

Line accuracy (at 33')	+/- 1/8"
Point beam direction	4 points (up, down, left, right)
Line beam direction	2 line (horizontal, vertical)
Working range (line)	82'
Working Range with Detector	262'

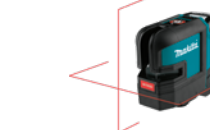


SK105GDNAX SK105GDZ

12V max CXT® Self-Leveling Cross-Line Green Beam Laser Kit

Selectable horizontal/vertical cross reference lines required for level, align and plumb applications

Line accuracy (at 33')	+/- 1/8"
Line beam direction	2 line (horizontal, vertical)
Working range (line)	115'
Working Range with Detector	262'
Operating time (hours)	10



SK105DNAX SK105DZ

12V max CXT® Self-Leveling Cross-Line Red Beam Laser Kit

Selectable horizontal/vertical cross reference lines required for level, align and plumb applications

Line accuracy (at 33')	+/- 1/8"
Line beam direction	2 line (horizontal, vertical)
Working range (line)	82'
Working Range with Detector	262'
Operating time (hours)	20

AA / AAA POWERED LASERS



SK104Z LASER ONLY

Self-Leveling Horizontal/Vertical Cross-Line Laser

Accuracy - horizontal/vertical lines (+/- 1/8" @ 30')

Line accuracy (at 33')	+/- 1/8"
Line beam direction	2 line (horizontal, vertical)
Working range (line)	50'
Laser diode	Class II, 635 nm
Levelling range	4°



LD080P LASER ONLY

Laser Distance Measure, 262'

Measuring distance operating range up to 262' for moderate distance capacity

Line accuracy (at 33')	+/- 1/16"
Working range (in.)	262'
Smallest unit of measure	1/32"
Laser diode	Class II, 635 nm
Historical memory	20



LD050P LASER ONLY

Laser Distance Measure, 164'

Measuring distance operating range up to 164' for moderate distance capacity

Line accuracy (at 33')	+/- 5/64"
Working range (in.)	164'
Smallest unit of measure	1/16"
Laser diode	Class II, 635 nm
Historical memory	5

12V max CXT® CHARGERS & STARTER KIT



BL1021BDC1 1.5Ah 70 Minute Charge Time

12V CXT® Battery and Charger Starter Pack 2.0Ah

Lithium-Ion battery delivers longer run time and lower self-discharge

Integrated L.E.D. battery charge level indicator allows user to monitor battery charge

Compact design for less weight
Charger communicates with the battery's built-in chip throughout the charging process to optimize battery life. Charges a 12V max CXT® Lithium-Ion 2.0Ah battery in only 70 minutes



DC10SB

12V max CXT® Lithium-Ion Rapid Optimum Charger



DC10WD

12V max CXT® Lithium-Ion Charger

12V max CXT® POWER SOURCES



ADP08

12V max CXT® Compact Power Source (Power Source Only)

Charges 1 USB compatible electronic device where AC power is not available
USB port provides quick and easy charging
On-Off switch activates or deactivates power output
Slim design for easier storage
Designed for job site durability



ADP06

12V max CXT® Power Source (Power Source Only)

Charges 1 USB compatible electronic device where AC power is not available
USB port provides quick and easy charging
On-Off switch activates or deactivates power output
Built-in belt clip attaches to belt or holster
Designed for job site durability



TD00000110

12V max CXT® Power Source w/ USB port

For use with Makita heated jackets, blankets, and fan jackets
Compatible with Makita 12 max CXT® 2.0Ah battery BL1021B and 4.0Ah battery BL1041B
Built in speed selection for fan jackets
USB port provides quick and easy charging
5V USB output at 2.4A



198636-8

12V max CXT® Power Source w/ USB port

Features a USB port for charging most portable electronics
Compatible with Makita 12 max CXT® 2.0Ah battery BL1021B and 4.0Ah battery BL1041B
Provides up to 16 hours of run time when used with Makita fan jackets using BL1041B battery
Battery and charger sold separately

12V max CXT® BATTERIES



BL1021B 1.5Ah 70 Minute Charge Time

12V max CXT® Lithium-Ion 2.0Ah Battery



BL1041B 4.0Ah BATTERY 130 Minute Charge Time

12V max CXT® Lithium-Ion 4.0Ah Battery

CORDED & PNEUMATICS

MORE LEGACY

TRADE DRIVEN • TRUSTED INVESTMENT™



MORE PRECISION

TRADE DRIVEN • TRUSTED INVESTMENT™



EXPERIENCE MORE™

HM1812

MAC100Q

CORDED DEMOLITION HAMMERS



HM1812X3

70 lb. Advanced AVT® Breaker Hammer

Efficient 15 AMP motor with improved hammer mechanism delivers 53.9 ft.lbs./72.8 joules of impact energy

AMPS	15
Blows Per Minute	870 BPM
Impact Energy	53.9 ft.lbs. / 72.8 J
Vibration Control	Yes
Vibration (m/s²)	6.5



HM1812

70 lb. Advanced AVT® Breaker Hammer

Efficient 15 AMP motor with improved hammer mechanism delivers 53.9 ft.lbs./72.8 joules of impact energy to handle the most demanding applications

AMPS	15
Blows Per Minute	870 BPM ft.lbs. / 53.9
Impact Energy (Joules)	72.8 J
Noise Level	106 dB
Vibration (m/s²)	6.5



HM1810X3

70 lb. AVT® Breaker Hammer

Efficient 15 AMP motor with improved hammer mechanism delivers 46.5 ft.lbs. of impact energy

AMPS	15
Blows Per Minute	1,100 BPM
Impact Energy	46.5 ft.lbs. / 63 J
Vibration Control	Yes
Vibration (m/s²)	9



HM1810

70 lb. AVT® Breaker Hammer

Powerful 15 AMP motor delivers 46.5 ft.lbs. of impact energy to handle the most demanding applications

AMPS	15
Blows Per Minute	1,100 BPM ft.lbs. / 46.5
Impact Energy (Joules)	63 J
Noise Level	107 dB
Vibration (m/s²)	9



HM1512

45 lb. AVT® Demolition Hammer

Powerful 15 AMP motor delivers 35.7 ft.lbs. of impact energy to handle the most demanding applications

AMPS	15
Blows Per Minute	1,300 BPM
Impact Energy	35.7 ft.lbs. / 48.5 J
Vibration Control	Yes
Vibration (m/s²)	6.5

CORDED DEMOLITION HAMMERS Contd.



HM1502

43 lb. Demolition Hammer

Powerful 15 AMP motor delivers 36.2 ft.lbs. of impact energy to handle the most demanding applications

AMPS	15
Blows Per Minute	1,300 BPM
Impact Energy	36.2 ft.lbs. / 49.5 J
Vibration Control	No
Vibration (m/s ²)	14.5



HM1317CB

42 lb. AVT® Demolition Hammer

Powerful 14 AMP motor delivers 25.7 ft.lbs. of impact energy to handle the most demanding applications

AMPS	14
Blows Per Minute (variable speed)	730 - 1,450 BPM
Impact Energy	25.7 ft.lbs. / 34.9 J
Vibration Control	Yes
Vibration (m/s ²)	7



HM1307CB

35 lb. Demolition Hammer

Powerful 14 AMP motor delivers 25.7 ft.lbs. of impact energy to handle the most demanding applications

AMPS	14
Blows Per Minute (variable speed)	730 - 1,450 BPM
Impact Energy	25.7 ft.lbs. / 34.9 J
Vibration Control	No
Vibration (m/s ²)	12



HM1214CX

27 lb. SDS-MAX AVT® Demo Hammer, with 1" Rotary Hammer

Powerful 14 AMP motor to handle the most demanding applications

AMPS	14
Blows Per Minute	950 - 1,900 BPM ft.lbs. / 19
Impact Energy (Joules)	25.7 J
Noise Level	101 dB
Vibration (m/s ²)	8



HM1214C

27 lb. SDS-MAX AVT® Demolition Hammer

Powerful 14 AMP motor delivers 19 ft.lbs. of impact energy to handle the most demanding applications

AMPS	14
Blows Per Minute (variable speed)	950 - 1,900 BPM
Impact Energy	19 ft.lbs. / 25.7 J
Vibration Control	Yes
Vibration (m/s ²)	8



HM1213C

23 lb. SDS-MAX AVT® Demolition Hammer

Powerful 14 AMP motor delivers 18.8 ft.lbs. of impact energy to handle the most demanding applications

AMPS	14
Blows Per Minute (variable speed)	950 - 1,900 BPM
Impact Energy	18.8 ft.lbs. / 25.5 J
Vibration Control	Yes
Vibration (m/s ²)	8



HM1203C

20 lb. SDS-MAX Demolition Hammer

Powerful 14 AMP motor delivers 18.8 ft.lbs. of impact energy to handle the most demanding applications

AMPS	14
Blows Per Minute (variable speed)	950 - 1,900 BPM
Impact Energy	18.8 ft.lbs. / 25.5 J
Vibration Control	No
Vibration (m/s ²)	15.5



HM1211B

20 lb. Demolition Hammer

Powerful 10 AMP motor for faster and efficient operation

AMPS	10
Blows Per Minute	2,000 BPM
Impact Energy	10.5 ft.lbs. / 14.2 J
Vibration Control	No
Vibration (m/s ²)	25



HM0810B

13 lb. Demolition Hammer

Soft rubber grip side handle minimizes vibration and swivels 360° for operator convenience

AMPS	8.3
Blows Per Minute	2,900 BPM
Impact Energy	5.6 ft.lbs. / 7.6 J
Vibration Control	No
Vibration (m/s ²)	15



HM0871C

12 lb. SDS-MAX AVT® Demolition Hammer

Powerful 10 AMP motor delivers 8.6 ft.lbs. of impact energy to handle the most demanding applications

AMPS	10
Blows Per Minute (variable speed)	1,100 - 2,650 BPM
Impact Energy	8.6 ft.lbs. / 11.6 J
Vibration Control	Yes
Vibration (m/s ²)	7



HM0870C

11 lb. SDS-MAX Demolition Hammer

Powerful 10 AMP motor delivers 8.4 ft.lbs. of impact energy to handle the most demanding applications

AMPS	10
Blows Per Minute (variable speed)	1,100 - 2,650 BPM
Impact Energy	8.4 ft.lbs. / 11.4 J
Vibration Control	No
Vibration (m/s ²)	11



HK1820

SDS-PLUS Power Scraper

Powerful 5 AMP motor delivers 0-3,200 BPM and 2.9 ft. lbs. of impact energy for the most demanding applications

AMPS	5
Blows Per Minute (variable speed)	0 - 3,200 BPM
Impact Energy	2.9 ft.lbs. / 3.9 J
Vibration Control	No
Vibration (m/s ²)	13.5



HR5212C

2" SDS-MAX Advanced AVT® Rotary Hammer

Powerful 15 AMP motor delivers 14 ft.lbs. / 19 J. of impact energy

AMPS	15
Max. Capacity (concrete drilling)	(2"), w/ Core Bit (6-1/4")
Optimum Range (concrete drilling)	3/4" - 1-9/16"
Impact Energy	14 ft.lbs. / 19 J
Blows Per Minute (variable speed)	1,100 - 2,250 BPM



HR5000

2" Rotary Hammer

All ball-and-needle bearing construction for longer tool life

AMPS	11
Max. Capacity (concrete drilling)	(2"), w/ Core Bit (5-7/8")
Optimum Range (concrete drilling)	5/8" - 1-3/8"
Impact Energy	8.7 ft.lbs. / 11.8 J
Blows Per Minute	2,100 BPM



HR4013C

1-9/16" SDS-MAX AVT® Rotary Hammer

Powerful 11 AMP motor delivers 8.4 ft.lbs. / 11.4 J. of impact energy to handle the most demanding applications

AMPS	11
Max. Capacity (concrete drilling)	(1-9/16"), w/ Core Bit (4-1/8")
Optimum Range (concrete drilling)	5/8" - 1-1/4"
Impact Energy	8.4 ft.lbs. / 11.4 J
Blows Per Minute (variable speed)	1,450 - 2,900 BPM



HR4002

1-9/16" SDS-MAX Rotary Hammer

Powerful 10 AMP motor delivers 4.6 ft.lbs. of impact energy

AMPS	10
Max. Capacity (concrete drilling)	(1-9/16"), w/ Core Bit (4-1/8")
Optimum Range (concrete drilling)	1/2" - 1"
Impact Energy	4.6 ft.lbs. / 6.2 J
Blows Per Minute	2,500 BPM



HR4041C

1-9/16" Rotary Hammer

Powerful 11 AMP motor delivers 9.5 joules of impact energy

AMPS	11
Max. Capacity (concrete drilling)	(1-9/16"), w/ Core Bit (4-5/8")
Optimum Range (concrete drilling)	5/8" - 1-1/4"
Impact Energy	6.8 ft.lbs. / 9.2 J
Blows Per Minute (variable speed)	1,300 - 2,600 BPM



HR3011FCK

1-3/16" SDS-PLUS AVT® Rotary Hammer (L-Shape)

Powerful 7.5 AMP motor delivers 2.9 ft.lbs. of impact energy to handle the most demanding applications

AMPS	7.5
Max. Capacity (concrete drilling)	(1-3/16"), w/ Core Bit (3-1/8")
Optimum Range (concrete drilling)	1/4" - 5/8"
Impact Energy	2.9 ft.lbs. / 3.9 J
Blows Per Minute (variable speed)	0 - 4,500 BPM



HR3001CK

1-3/16" SDS-PLUS Rotary Hammer (L-Shape)

Powerful 7.5 AMP motor delivers 2.9 ft.lbs. of impact energy to handle the most demanding applications

AMPS	7.5
Max. Capacity (concrete drilling)	(1-3/16"), w/ Core Bit (3-1/8")
Optimum Range (concrete drilling)	1/4" - 5/8"
Impact Energy	2.9 ft.lbs. / 3.9 J
Blows Per Minute (variable speed)	0 - 4,500 BPM



HR2811FX

1-1/8" SDS-PLUS Rotary Hammer and 4-1/2" Angle Grinder

Powerful 7.0 AMP motor delivers 2.1 ft.lbs. of impact energy

AMPS	7
Max. Capacity (concrete drilling)	(1-1/8"), w/ Core Bit (3-1/8")
Impact Energy	2.1 ft.lbs. / 2.9 J
Vibration (m/s ²)	15
Blows Per Minute (variable speed)	0 - 4,500 BPM



HR2811F

1-1/8" SDS-PLUS Rotary Hammer

Powerful 7.0 AMP motor delivers 2.1 ft.lbs. of impact energy

AMPS	7
Max. Capacity (concrete drilling) (1-1/8"), w/ Core Bit (3-1/8")	
Optimum Range (concrete drilling)	1/4" - 5/8"
Impact Energy	2.1 ft.lbs. / 2.9 J
Blows Per Minute (variable speed)	0 - 4,500 BPM



HR2641X1

1" SDS-PLUS AVT® Rotary Hammer, and 4-1/2" Angle Grinder

Powerful 8 AMP motor delivers 2.1 ft.lbs. of impact energy to handle the most demanding applications

AMPS	8
Max. Capacity (concrete drilling) (1"), w/ Core Bit (3-1/8")	
Impact Energy	2.1 ft.lbs. / 2.9 J
Vibration (m/s²)	11.5
Blows Per Minute (variable speed)	0 - 4,500 BPM



HR2641

1" SDS-PLUS AVT® Rotary Hammer

Powerful 8 AMP motor delivers 2.1 ft.lbs. of impact energy to handle the most demanding applications

AMPS	8
Max. Capacity (concrete drilling) (1"), w/ Core Bit (3-1/8")	
Optimum Range (concrete drilling)	1/4" - 5/8"
Impact Energy	2.1 ft.lbs. / 2.9 J
Blows Per Minute (variable speed)	0 - 4,500 BPM



HR2663

1" SDS-PLUS AVT® Rotary Hammer w/ HEPA Dust Extractor

Powerful 8 AMP motor delivers 2.1 ft.lbs. of impact energy to handle the most demanding applications

AMPS	8
Max. Capacity (concrete drilling) (1"), w/ Core Bit (3-1/8")	
Optimum Range (concrete drilling)	1/4" - 5/8"
Max. Hole Depth	7-7/16"
Impact Energy	1.6 ft.lbs. / 2.2 J



HR2651

1" SDS-PLUS AVT® Rotary Hammer w/ HEPA Dust Extractor

Powerful 7 AMP motor delivers 2.1 ft.lbs. of impact energy to handle the most demanding applications

AMPS	7
Max. Capacity (concrete drilling) (1"), w/ Core Bit (3-1/8")	
Optimum Range (concrete drilling)	1/4" - 5/8"
Max. Hole Depth	7-7/16"
Impact Energy	2.1 ft.lbs. / 2.9 J



HR2475

1" SDS-PLUS Rotary Hammer

Powerful 7.0 AMP motor delivers 2 ft.lbs. of impact energy

AMPS	7
Max. Capacity (concrete drilling) (1"), w/ Core Bit (3-1/8")	
Optimum Range (concrete drilling)	3/16" - 1/2"
Impact Energy	2 ft.lbs. / 2.7 J
Blows Per Minute (variable speed)	0 - 4,500 BPM



HR1840

11/16" SDS-PLUS Rotary Hammer

Powerful 4.5 AMP motor delivers 1.03 ft.lbs of impact energy to handle the most demanding applications

AMPS	4.5
Max. Capacity (concrete drilling) (11/16"), w/ Core Bit (1-3/8")	
Optimum Range (concrete drilling)	5/32" - 3/8"
Impact Energy	1.03 ft.lbs. / 1.4 J
Blows Per Minute (variable speed)	0 - 4,800 BPM

CORDED HAMMER DRILLS



HP2050

3/4" Hammer Drill

Powerful 6.6 AMP motor for the most demanding jobs

AMPS	6.6
Max. Capacity (concrete drilling)	3/4"
Capacities	Steel: low, high (1/2", 5/16"); Wood: low, high (1-9/16", 1")
No Load Speed (var. 2 spd)	0 - 1,200 / 0 - 2,900 RPM
Blows Per Minute (2 speed)	0 - 24,000 / 0 - 58,000 BPM



HP1641K

5/8" Hammer Drill, with Keyless Chuck

2-mode operation "rotation only" or "hammering with rotation" for multiple applications

AMPS	6
Max. Capacity (concrete drilling)	5/8"
Optimum Range (concrete drilling)	1/8" - 1/4"
Capacity	Steel (1/2"), Wood (1-3/16")
No Load Speed (variable speed)	0 - 2,800 RPM



4114X

14" SJS™ Angle Cutter, with 14" Diamond Blade

Powerful 15.0 AMP motor delivers 3,800 RPM for the most demanding applications

Arbor	1"
Max. Cutting Depth	14" Diamond Blade (5"), 14" Cut-Off Wheel (5")
No Load Speed	3,800 RPM
AMPS	15
Overall Length	26-1/2"



4114

14" SJS™ Angle Cutter

SJS™ technology is a mechanical clutch system that helps prevent motor and gear damage

Blade Diameter	14"
AMPS	15
No Load Speed	3,800 RPM
Max. Cutting Depth	14" Diamond Blade (5"), 14" Cut-Off Wheel (5")
Arbor	1"

CORDED CONCRETE GRINDERS



GA5040X1

5" SJS™II Angle Grinder with Cutting/Tuck Point Guard

Powerful 10.0 AMP motor delivers more output and 11,000 RPM

Wheel Diameter	5"
AMPS	10
No Load Speed	11,000 RPM
Max. Cutting Depth	1"
Spindle Type	5/8" - 11 UNC



GA5042C

5" SJS™II Angle Grinder

Powerful 12.0 AMP motor delivers more output and variable (2,800 - 11,000) RPM

Wheel Diameter	5"
AMPS	12
No Load Speed (variable speed)	2,800 - 11,000 RPM
Spindle Type	5/8" - 11 UNC
Lock-On Switch	Yes

CORDED MASONRY SAWS & PLANERS



4100NHX1

4-3/8" Masonry Saw, w/ 4" Diamond Blade

Powerful 9.6 AMP motor for the most demanding jobs

AMPS	9.6
Watts Out	1,500
No Load Speed	14,500 CFM
Blade Diameter	4-3/8"
Shipping Weight	9.87 lbs.



4100KB

5" Dry Masonry Saw, with Dust Extraction

Powerful 13 AMP motor delivers 12,200 RPM for the most demanding applications

AMPS	13
Watts Out	1,800
No Load Speed	12,200 RPM
Blade Diameter	5"
Max. Cutting Depth	1-9/16"



4101RH

5" Masonry Saw

Powerful 7.9 AMP motor for the most demanding jobs

AMPS	7.9
Watts Out	1,050
No Load Speed	13,800 RPM
Blade Diameter	5"
Max. Cutting Capacity (at 90°)	1-5/8"



PC5010CX1

5" SJS™II Concrete Planer with Dust Extraction Shroud and Diamond Cup Wheel

Integrated dust extraction shroud is designed to capture dust during concrete surfacing applications

Wheel Diameter	5"
No Load Speed (variable speed)	4,000 - 9,000 RPM
AMPS	12
Overall Length	13-3/4"
Constant speed control	Yes



GA9060RX3

7" Concrete Surface Planer with Dust Extraction Shroud

Dust extraction shroud is designed to capture dust during concrete surfacing applications

Wheel Diameter	7"
AMPS	15
No Load Speed	6,600 RPM
Spindle Type	5/8" - 11 UNC
Lock-On / Lock Off Switch	Yes / Yes

CORDED VACUUM



VC4210L

11 Gallon Wet/Dry HEPA Filter Dust Extractor/Vacuum, AWS® Capable

Powerful 12 AMP Motor Generates 148 CFM of Suction Power and 92" of Water Lift

Gross Container Size	11 gal.
Wet Capacity	9 gal.
Air Flow Rate	148 CFM
Static Water Lift	92"
AMPS	12

CORDED DRILLS



6407

3/8" Drill

Powerful 4.9 AMP motor for improved performance

Capacity	Steel (3/8"), Wood (1")
No Load Speed (variable speed)	0 - 2,500 RPM
AMPS	4.9
Overall Length	10-9/32"
Net Weight	3.1 lbs.

CORDED DRILLS Contd.



6408K

3/8" Drill

Powerful 4.9 AMP motor



6302H

1/2" Drill

Powerful 6.5 AMP motor for improved performance



DP4000

1/2" Drill

Powerful 7.0 AMP motor for improved performance



DS4011

1/2" Spade Handle Drill

Powerful 8.5 AMP motor for improved mixing and drilling performance



DS4012

1/2" Spade Handle Drill

Variable speed (0 - 600 RPM) for mixing and drilling in a wide variety of materials

Capacity	Steel (3/8"), Wood (1")
No Load Speed (variable speed)	0 - 2,500 RPM
AMPS	4.9
Overall Length	10-9/32"
Net Weight	3.1 lbs.

Capacity	Steel (1/2"), Wood (1-1/8")
No Load Speed (variable speed)	0 - 550 RPM
AMPS	6.5
Overall Length	11-1/4"
Net Weight	4.8 lbs.

Capacity	Steel (1/2"), Wood (1-1/2")
No Load Speed (variable speed)	0 - 950 RPM
AMPS	7
Overall Length	12"
Net Weight	4.8 lbs.

Capacity	Steel (1/2"), Wood (1-1/2")
No Load Speed	600 RPM
AMPS	8.5
Overall Length	13-3/8"
Net Weight	6.3 lbs.

Capacity	Steel (1/2"), Wood (1-1/2")
No Load Speed (variable speed)	0 - 600 RPM
AMPS	8.5
Overall Length	13-3/8"
Net Weight	6.2 lbs.

CORDED ANGLE DRILLS



DA4000LR

1/2" Angle Drill

Powerful 7.5 AMP motor for improved performance



DA4031

1/2" Angle Drill

Powerful 10 AMP motor for improved performance



DA3010F

3/8" Angle Drill

Powerful 4 AMP motor for improved performance

Capacity	Steel (1/2"), Wood (1-1/2")
No Load Speed (2 spd)	400/900 RPM
AMPS	7.5
Overall Length	16-1/4"
Net Weight	8.1 lbs.

Capacity	Steel (1/2"), Wood (1-1/2")
No Load Speed (2 spd)	300/1,200 RPM
AMPS	10
Overall Length	18-1/4"
Net Weight	12.3 lbs.

Capacity (steel)	Steel (3/8"), Wood (13/16")
No Load Speed (variable speed)	0 - 2,400 RPM
AMPS	4
Overall Length	10-5/8"
Net Weight	3.5 lbs.

CORDED SCREWDRIVERS



FS6200

6,000 RPM Drywall Screwdriver

Powerful 6.0 AMP motor with 0-6,000 RPM to handle the most challenging applications



FS4200

4,000 RPM Drywall Screwdriver

Powerful 6.0 AMP motor with 0-4,000 RPM to handle the most challenging applications



FS2701

2,500 RPM Torque Adjustable Screwdriver

Powerful 6.0 AMP motor with 0-2,500 RPM with increased torque for side lapping, metal decking and heavy gauge applications

Bit Type	1/4" Hex
No Load Speed (variable speed)	0 - 2,500 RPM
AMPS	6
Overall Length	11-1/8"
Net Weight	4 lbs.

CORDED CUT-OUT TOOL



3706K

Drywall Cut-Out Tool Kit

Powerful 5 AMP motor for cutting into various material



3706

Drywall Cut-Out Tool

Powerful 5 AMP motor for cutting into various material

Collet Capacity	1/8", 1/4"
No Load Speed	32,000 RPM
AMPS	5
Overall Length	9-7/8"
Net Weight	2.4 lbs.

Collet Capacity	1/8", 1/4"
No Load Speed	32,000 RPM
AMPS	5
Overall Length	9-7/8"
Net Weight	2.4 lbs.

CORDED IMPACTS



6952

1/4" Impact Driver

Variable speed trigger (0 - 3,200 RPM) for easy operation



TW0350

1/2" Impact Wrench w/ Detent Pin Anvil

Powerful 3.5 AMP motor delivers 2,000 RPM/IPM for heavy duty applications

Hex Shank	1/4"
Impacts Per Minute (variable speed)	0 - 3,100 IPM
No Load Speed (variable speed)	0 - 3,200 RPM
Maximum Torque	120 ft.lbs./162 N•m
AMPS	2.3

Capacity (square drive)	1/2"
Impacts Per Minute	2,000 IPM
No Load Speed (variable speed)	0 - 2,000 RPM
Maximum Torque	258 ft.lbs./350 N•m
AMPS	3.5

CORDED ANGLE GRINDERS



GA4030

4" Angle Grinder

Powerful 6.0 AMP motor delivers 11,000 RPM



GA4030K

4" Angle Grinder

Powerful 6.0 AMP motor delivers 11,000 RPM

Capacity (square drive)	3/4"
Impacts Per Minute	1,600 IPM
No Load Speed	1,700 RPM
Maximum Torque	433 ft.lbs./588 N•m
AMPS	9

Capacity (square drive)	1"
Impacts Per Minute	1,500 IPM
No Load Speed	1,400 RPM
Maximum Torque	738 ft.lbs./1,000 N•m
AMPS	12

Bolt Size Capacity	A325 (5/8", 3/4", 7/8"), A490 (5/8", 3/4")
No Load Speed	18 RPM
Lock-Off Switch	No
Maximum Torque	593 ft.lbs./804 N•m
Overall Length	9-13/16"

Wheel Diameter	4"
AMPS	6
No Load Speed	11,000 RPM
Spindle Type	M10 x 1.25
Lock-On / Lock Off Switch	Yes / No

Wheel Diameter	4"
AMPS	6
No Load Speed	11,000 RPM
Spindle Type	M10 x 1.25
Lock-On / Lock Off Switch	Yes / No



GA4530

4-1/2" Angle Grinder

Powerful 6.0 AMP motor delivers 11,000 RPM

Wheel Diameter	4-1/2"
AMPS	6
No Load Speed	11,000 RPM
Spindle Type	5/8" - 11 UNC
Lock-On / Lock Off Switch	Yes / No



GA4530X

4-1/2" Angle Grinder, with 5 Wheels

Powerful 6.0 AMP motor delivers 11,000 RPM

Wheel Diameter	4-1/2"
AMPS	6
No Load Speed	11,000 RPM
Spindle Type	5/8" - 11 UNC
Lock-On / Lock Off Switch	Yes / No



X-LOCK

AC/DC

GA4570

4-1/2" X-LOCK Angle Grinder

X-LOCK quick change system allows for tool-free wheel changes with an easy snap-on mounting and fast change-outs by simply pulling a release lever

Wheel Diameter	4-1/2"
AMPS	7.5
No Load Speed	11,000 RPM
Spindle Type	X-LOCK
Lock-On / Lock Off Switch	Yes / No



AC/DC

9557NB

4-1/2" Angle Grinder

Powerful 7.5 AMP motor delivers 11,000 RPM for high output power

Wheel Diameter	4-1/2"
AMPS	7.5
No Load Speed	11,000 RPM
Spindle Type	5/8" - 11 UNC
Lock-On / Lock Off Switch	Yes / No



AC/DC

9557NB2

4-1/2" Angle Grinder

7.5 AMP motor delivers 11,000 RPM for high output power

Wheel Diameter	4-1/2"
AMPS	8
No Load Speed	11,000 RPM
Spindle Type	5/8" - 11 UNC
Lock-On / Lock Off Switch	Yes / No



9557PB

4-1/2" Paddle Switch Angle Grinder

Powerful 7.5 AMP motor delivers 11,000 RPM for high output power

Wheel Diameter	4-1/2"
AMPS	7.5
No Load Speed	11,000 RPM
Spindle Type	5/8" - 11 UNC
Lock-On / Lock Off Switch	Yes / Yes



9557PBX1

4-1/2" Cut-Off/Angle Grinder

Powerful 7.5 AMP motor delivers 11,000 RPM for high output power

Wheel Diameter	4-1/2"
AMPS	7.5
No Load Speed	11,000 RPM
Spindle Type	5/8" - 11 UNC
Lock-On / Lock Off Switch	Yes / Yes



GA4553R

4-1/2" Paddle Switch Angle Grinder, with Non-Removable Guard

Non-removable guard is designed to remain permanently attached to tool

Wheel Diameter	4-1/2"
AMPS	11
No Load Speed	11,000 RPM
Spindle Type	5/8" - 11 UNC
Lock-On / Lock Off Switch	No / Yes



VARIABLE SPEED

SJS

9564CV

4-1/2" SJS™ Angle Grinder

Powerful 13 AMP motor delivers more output and variable (2,800 - 10,500) RPM

Wheel Diameter	4-1/2"
AMPS	13
No Load Speed (variable speed)	2,800 - 10,500 RPM
Spindle Type	5/8" - 11 UNC
Lock-On / Lock Off Switch	Yes / No



SJS

9564PC

4-1/2" SJS™ Paddle Switch Angle Grinder

Powerful 13.0 AMP motor delivers more output and 10,500 RPM

Wheel Diameter	4-1/2"
AMPS	13
No Load Speed	10,500 RPM
Spindle Type	5/8" - 11 UNC
Lock-On / Lock Off Switch	No / Yes



VARIABLE SPEED

SJS™

GA4542C

4-1/2" SJS™II Angle Grinder

Powerful 12.0 AMP motor delivers more output and variable (2,800 - 11,000) RPM

Wheel Diameter	4-1/2"
AMPS	12
No Load Speed (variable speed)	2,800 - 11,000 RPM
Spindle Type	5/8" - 11 UNC
Lock-On / Lock Off Switch	Yes / No



VARIABLE SPEED

SJS™

GA4590

4-1/2" SJS™II Angle Grinder

Powerful 15 AMP motor delivers more output and variable (2,800 - 11,500) RPM

Wheel Diameter	4-1/2"
AMPS	15
No Load Speed (variable speed)	2,800 - 11,500 RPM
Spindle Type	5/8" - 11 UNC
Lock-On / Lock Off Switch	Yes / No



VARIABLE SPEED

SJS™

GA4591

4-1/2" SJS™II Angle Grinder w/ Brake

Powerful 15 AMP motor delivers more output and variable (2,800 - 11,500) RPM

Wheel Diameter	4-1/2"
AMPS	15
No Load Speed (variable speed)	2,800 - 11,500 RPM
Spindle Type	5/8" - 11 UNC
Lock-On / Lock Off Switch	Yes / No



VARIABLE SPEED

SJS™

GA4595

4-1/2" SJS™II Angle Grinder

Powerful 15 AMP motor delivers more output and 11,500 RPM

Wheel Diameter	4-1/2"
AMPS	15
No Load Speed (variable speed)	2,800 - 11,500 RPM
Spindle Type	5/8" - 11 UNC
Lock-On / Lock Off Switch	Yes / No



AC/DC

9558HP

5" Paddle Switch Angle Grinder

Powerful 7.5 AMP motor delivers 10,000 RPM for high output power

Wheel Diameter	5"
AMPS	7.5
No Load Speed	10,000 RPM
Spindle Type	5/8" - 11 UNC
Lock-On / Lock Off Switch	Yes / Yes



AC/DC

GA5052

4-1/2" / 5" Paddle Switch Angle Grinder, with AC/DC Switch

Powerful 11 AMP motor delivers more output and 11,000 RPM for the most demanding applications

Wheel Diameter	5"
AMPS	11
No Load Speed	11,000 RPM
Spindle Type	5/8" - 11 UNC
Lock-On / Lock Off Switch	No / Yes



GA5053R

4-1/2" / 5" Paddle Switch Angle Grinder, with Non-Removable Guard

Non-removable guard is designed to remain permanently attached to tool

Wheel Diameter	5"
AMPS	11
No Load Speed	11,000 RPM
Spindle Type	5/8" - 11 UNC
Lock-On / Lock Off Switch	No / Yes



VARIABLE SPEED

SJS

9565CV

5" SJS™ Angle Grinder

Powerful 13.0 AMP motor delivers more output and variable (2,800 - 10,500) RPM

Wheel Diameter	5"
AMPS	13
No Load Speed (variable speed)	2,800 - 10,500 RPM
Spindle Type	5/8" - 11 UNC
Lock-On / Lock Off Switch	Yes / No



SJS

9565PC

5" SJS™ Paddle Switch Angle Grinder

Powerful 13.0 AMP motor delivers more output and 10,500 RPM

Wheel Diameter	5"
AMPS	13
No Load Speed	10,500 RPM
Spindle Type	5/8" - 11 UNC
Lock-On / Lock Off Switch	No / Yes



VARIABLE SPEED

SJS

9565PCV

5" SJS™ High-Power Paddle Switch Angle Grinder

Powerful 13.0 AMP motor delivers more output and variable (2,800 - 10,500) RPM for the most demanding applications

Wheel Diameter	5"
AMPS	13
No Load Speed (variable speed)	2,800 - 10,500 RPM
Spindle Type	5/8" - 11 UNC
Lock-On / Lock Off Switch	No / Yes

CORDED ANGLE GRINDERS Contd.



X-LOCK SJS

GA5080

5" X-LOCK Angle Grinder, with SJS™

X-LOCK quick change system allows for tool-free wheel changes with an easy snap-on mounting and fast change-outs by simply pulling a release lever

Wheel Diameter	5"
AMPS	13
No Load Speed	12,000 RPM
Spindle Type	X-LOCK
Lock-On / Lock Off Switch	Yes / No



VARIABLE
SPEED

SJS™

GA5090

5" SJS™ II Angle Grinder

Powerful 15 AMP motor delivers more output and variable (2,800 - 11,500) RPM

Wheel Diameter	5"
AMPS	12
No Load Speed (variable speed)	2,800 - 11,500 RPM
Spindle Type	5/8" - 11 UNC
Lock-On / Lock Off Switch	Yes / No



VARIABLE
SPEED

SJS™

GA5091

5" SJS™ II Angle Grinder, w/ Brake

Powerful 15 AMP motor delivers more output and variable (2,800 - 11,500) RPM

Wheel Diameter	5"
AMPS	15
No Load Speed (variable speed)	2,800 - 11,500 RPM
Spindle Type	5/8" - 11 UNC
Lock-On / Lock Off Switch	Yes / No



SJS™

GA5092

5" SJS™ II Angle Grinder

Powerful 15 AMP motor delivers more output and 11,500 RPM

Wheel Diameter	5"
AMPS	15
No Load Speed	11,500 RPM
Spindle Type	5/8" - 11 UNC
Lock-On / Lock Off Switch	Yes / No



VARIABLE
SPEED

SJS™

GA5093

5" SJS™ II Angle Grinder, Paddle Switch, w/Brake

Powerful 15 AMP motor delivers more output and variable (2,800 - 11,500) RPM

Wheel Diameter	5"
AMPS	15
No Load Speed (variable speed)	2,800 - 11,500 RPM
Spindle Type	5/8" - 11 UNC
Lock-On / Lock Off Switch	Yes / No



SJS™

GA5095

5" SJS™ II Angle Grinder, Paddle Switch

Powerful 15.0 AMP motor delivers more output and 11,500 RPM

Wheel Diameter	5"
AMPS	15
No Load Speed	x11,500 RPM
Spindle Type	5/8" - 11 UNC
Lock-On / Lock Off Switch	Yes / No



SJS

9566CV

6" SJS™ Cut-Off/Angle Grinder

Powerful 13.0 AMP motor delivers more output and variable (4,000 - 10,000) RPM

Wheel Diameter	6"
AMPS	13
No Load Speed (variable speed)	4,000 - 10,000 RPM
Spindle Type	5/8" - 11 UNC
Lock-On / Lock Off Switch	Yes / No



SJS

9566PC

6" SJS™ Paddle Switch Cut-Off/Angle Grinder

Powerful 13.0 AMP motor delivers more output and 9,000 RPM

Wheel Diameter	6"
AMPS	13
No Load Speed	9,000 RPM
Spindle Type	5/8" - 11 UNC
Lock-On / Lock Off Switch	No / Yes



AC/DC

9005B

5" Angle Grinder

Lightweight (6.6 lbs.) for high production work with less fatigue

Wheel Diameter	5"
AMPS	9
No Load Speed	12,000 RPM
Spindle Type	5/8" - 11 UNC
Lock-On / Lock Off Switch	Yes / No



AC/DC

9005BZ

5" Angle Grinder

Lightweight (6.6 lbs.) for high production work with less fatigue

Wheel Diameter	5"
AMPS	9
No Load Speed	12,000 RPM
Spindle Type	5/8" - 11 UNC
Lock-On / Lock Off Switch	No / No



AC/DC

GA5010Z

5" Angle Grinder

Powerful 10.5 AMP motor delivers more output for increased performance

Wheel Diameter	5"
AMPS	10.5
No Load Speed	11,000 RPM
Spindle Type	5/8" - 11 UNC
Lock-On / Lock Off Switch	No / No



SJS

GA5020

5" SJS™ Angle Grinder

Powerful 10.5 AMP motor delivers 11,000 RPM to handle the most demanding applications

Wheel Diameter	5"
AMPS	10.5
No Load Speed	11,000 RPM
Spindle Type	5/8" - 11 UNC
Lock-On / Lock Off Switch	No / No



SJS

GA5020Y

5" SJS™ Angle Grinder

Powerful 10.5 AMP motor delivers 11,000 RPM to handle the most demanding applications

Wheel Diameter	5"
AMPS	10.5
No Load Speed	11,000 RPM
Spindle Type	5/8" - 11 UNC
Lock-On / Lock Off Switch	No / Yes



AC/DC

GA6010Z

6" Cut-Off/Angle Grinder

Powerful 10.5 AMP motor delivers more output for increased performance

Wheel Diameter	6"
AMPS	10.5
No Load Speed	10,000 RPM
Spindle Type	5/8" - 11 UNC
Lock-On / Lock Off Switch	No / No



SJS

GA6020

6" SJS™ Angle Grinder

Powerful 10.5 AMP motor delivers 10,000 RPM

Wheel Diameter	6"
AMPS	10.5
No Load Speed	10,000 RPM
Spindle Type	5/8" - 11 UNC
Lock-On / Lock Off Switch	No / No



SJS

AC/DC

GA6020YX1

6" SJS™ Cut-Off/Angle Grinder

Powerful 10.5 AMP motor delivers 10,000 RPM to handle the most demanding applications

Wheel Diameter	6"
AMPS	10.5
No Load Speed	10,000 RPM
Spindle Type	5/8" - 11 UNC
Lock-On / Lock Off Switch	No / Yes



SJS

GA7011C

7" Angle Grinder

Powerful 15.0 AMP motor delivers 6,000 RPM

Wheel Diameter	7"
AMPS	15
No Load Speed	6,000 RPM
Spindle Type	5/8" - 11 UNC
Lock-On / Lock Off Switch	Yes / Yes



AC/DC

GA7021

7" Angle Grinder

Powerful 15 AMP motor delivers 6,600 RPM to handle the most demanding applications

Wheel Diameter	7"
AMPS	15
No Load Speed	6,600 RPM
Spindle Type	5/8" - 11 UNC
Lock-On / Lock Off Switch	Yes / No



AC/DC

GA7031Y

7" Angle Grinder

Powerful 15.0 AMP motor delivers 8,500 RPM

Wheel Diameter	7"
AMPS	15
No Load Speed	8,500 RPM
Spindle Type	5/8" - 11 UNC
Lock-On / Lock Off Switch	No / Yes



GA7060

7" Angle Grinder, with Lock-On Switch

Rear handle trigger switch with lock-off feature that requires two actions to start the grinder

Wheel Diameter	7"
AMPS	15
No Load Speed	8,500 RPM
Spindle Type	5/8" - 11 UNC
Lock-On / Lock Off Switch	Yes / Yes



GA7061

7" SJS™ II Angle Grinder, with Lock-On Switch

Rear handle trigger switch with lock-off feature that requires two actions to start the grinder

Wheel Diameter	7"
AMPS	15
No Load Speed	8,500 RPM
Spindle Type	5/8" - 11 UNC
Lock-On / Lock Off Switch	Yes / Yes



GA7070X1

7" Angle Grinder, with AFT® and Brake

Powerful 15.0 AMP motor delivers 8,500 RPM for optimum performance in high demand applications

Wheel Diameter	7"
AMPS	15
No Load Speed	8,500 RPM
Spindle Type	5/8" - 11 UNC
Lock-On / Lock Off Switch	Yes / Yes



GA7080

7" Angle Grinder, with Rotatable Handle, and Lock-On Switch

Powerful 15.0 AMP motor delivers 8,500 RPM

Wheel Diameter	7"
AMPS	15
No Load Speed	8,500 RPM
Spindle Type	5/8" - 11 UNC
Lock-On / Lock Off Switch	Yes / No



GA7081

7" Angle Grinder, with Lock-On Switch

Rear handle trigger switch with lock-off feature that requires two actions to start the grinder

Wheel Diameter	7"
AMPS	15
No Load Speed	8,500 RPM
Spindle Type	5/8" - 11 UNC
Lock-On / Lock Off Switch	Yes / Yes



GA7082

7" Angle Grinder, with Lock-On Switch

Rear handle trigger switch with lock-off feature that requires two actions to start the grinder

Wheel Diameter	7"
AMPS	15
No Load Speed	8,500 RPM
Spindle Type	5/8" - 11 UNC
Lock-On / Lock Off Switch	Yes / Yes



GA7911

Angle Sander

Powerful 15.0 AMP motor delivers 7,000 RPM

Grinding Wheels	7" or 9"
AMPS	15
No Load Speed	7,000 RPM
Spindle Type	5/8" - 11 UNC
Lock-On / Lock Off Switch	Yes / No



GA9031Y

9" Angle Grinder

Powerful 15.0 AMP motor delivers 6,600 RPM

Wheel Diameter	9"
AMPS	15
No Load Speed	6,600 RPM
Spindle Type	5/8" - 11 UNC
Lock-On / Lock Off Switch	No / Yes



GA9060

9" Angle Grinder, with Lock-On Switch

Redesigned motor with greater armature stability and larger commutator bars for 3 times longer life compared to previous model

Wheel Diameter	9"
AMPS	15
No Load Speed	6,600 RPM
Spindle Type	5/8" - 11 UNC
Lock-On / Lock Off Switch	Yes / Yes



GA9080

9" Angle Grinder, with Rotatable Handle, and Lock-On Switch

Powerful 15.0 AMP motor delivers 6,600 RPM

Wheel Diameter	9"
AMPS	15
No Load Speed	6,600 RPM
Spindle Type	5/8" - 11 UNC
Lock-On / Lock Off Switch	Yes / No



GA9081

9" Angle Grinder, with Lock-On Switch

Redesigned motor with greater armature stability and larger commutator bars for 3 times longer life compared to previous model

Wheel Diameter	9"
AMPS	15
No Load Speed	6,600 RPM
Spindle Type	5/8" - 11 UNC
Lock-On / Lock Off Switch	Yes / Yes

DIE GRINDERS



GS5000

5" Straight Grinder

"Tool-less" guard cap removal for more convenient wheel changes

Max. Wheel Diameter	5"
AMPS	7
No Load Speed	5,600 RPM
Spindle Type	5/8" x 24 UNC
Lock-On / Lock Off Switch	No / Yes



GD0801C

1/4" SJS™ Paddle Switch Die Grinder

Powerful 6.6 AMP motor delivers 7,000-29,000 RPM for faster material removal

Max. Wheel Diameter	1"
AMPS	6.6
Collet	1/4"
No Load Speed (variable speed)	7,000 - 29,000 RPM
Lock-On / Lock Off Switch	No / Yes



GD0800C

1/4" SJS™ Die Grinder

Powerful 6.6 AMP motor delivers 7,000-28,000 RPM

Max. Wheel Diameter	1"
AMPS	6.6
Collet	1/4"
No Load Speed (variable speed)	7,000 - 28,000 RPM
Lock-On / Lock Off Switch	Yes / No



GD0600

1/4" Paddle Switch Die Grinder

Powerful 3.5 AMP motor delivers 25,000 RPM

Max. Wheel Diameter	1-1/2"
AMPS	3.5
Collet	1/4"
No Load Speed	25,000 RPM
Lock-On / Lock Off Switch	No / Yes



GD0601

1/4" Die Grinder

Powerful 3.5 AMP motor delivers 25,000 RPM

Max. Wheel Diameter	1-1/2"
AMPS	3.5
Collet	1/4"
No Load Speed	25,000 RPM
Lock-On / Lock Off Switch	Yes / No

CORDED SANDERS



GD0603

1/4" Compact Die Grinder

Powerful 2.2 AMP motor delivers 28,000 RPM to handle unique applications

Max. Wheel Diameter	3/4"
AMPS	2.2
Collet	1/4"
No Load Speed	28,000 RPM
Lock-On / Lock Off Switch	Yes / No



GV5010

5" Disc Sander

Powerful 3.9 AMP motor delivers 4,500 RPM

Sanding Disc	5"
No Load Speed	4,500 RPM
AMPS	3.9
Overall Length	7-1/8"
Net Weight	2.4 lbs.



GV7000C

7" Disc Sander

Advanced electronics include soft start and electronic speed control

Sanding Disc	7"
Wool Bonnet	7"
No Load Speed (variable speed)	2,500 - 4,700 RPM
Spindle Type	5/8" - 11 UNC
AMPS	7.9

CORDED NIBBLERS & SHEARS



JS3201

10 Gauge Shear

Powerful 6.2 AMP motor; 1,600 SPM for the most demanding applications

Capacity	Aluminum (9 ga.), Mild Steel (10 ga.), Stainless (13 ga.)
Strokes Per Minute	1,600 SPM
AMPS	6.2
Overall Length	8-3/8"
Net Weight	7.4 lbs.



JS1602

16 Gauge Shear

Powerful 3.3 AMP motor delivers 4,000 SPM for the most demanding applications

Capacity	Aluminum (13 ga.), Mild Steel (16 ga.), Stainless (18 ga.)
Strokes Per Minute	4,000 SPM
AMPS	3.3
Overall Length	12-1/2"
Net Weight	3.4 lbs.



NIBBLERS, SHEAR, METAL SAWS, POLISHERS, CIRCULAR & RECIPRO SAWS

CORDED NIBBLERS & SHEARS Contd.



JS1300

18 Gauge Straight Shear

Cuts up to 18 gauge mild steel, 20 gauge stainless and 13 gauge aluminum

AMPS	6.5
Capacity	Mild Steel (18 ga.), Stainless (20 ga.), Aluminum (13 ga.)
Strokes Per Minute (variable speed)	0 - 2,500 SPM
360° Rotating Head	Yes
Minimum Cutting Radius	6"



JN3201

10 Gauge Nibbler

Less noise at 81 dB(A) for continuous operation

Capacity	Aluminum (10 ga.), Mild Steel (10 ga.), Stainless (13 ga.)
Cutting Radius	Inner Edge (4-3/4"), Outer Edge (5-1/16")
Strokes Per Minute	1,300 SPM
AMPS	6.2
Overall Length	8-1/2"



JN1601

16 Gauge Nibbler

For clean and precise work in keystone plate, deck plate and other sheet materials

Capacity	Aluminum (10 ga.), Mild Steel (16 ga.), Stainless (18 ga.)
Cutting Radius	Inner Edge (1-3/4"), Outer Edge (2")
Strokes Per Minute	2,200 SPM
AMPS	5
Overall Length	10-1/4"



JS8000

Fiber Cement Shear

Single-piece shear head is machined from precisely milled aluminum to ensure blades cut straight

Capacity	5/16"
Strokes Per Minute (variable speed)	0 - 2,500 SPM
AMPS	6.5
Overall Length	13-5/8"
Net Weight	4.8 lbs.

CORDED BAND SAW



2107FZK

Portable Band Saw, with Tool Case

Powerful 6.5 AMP motor with large (4-3/4" x 4-3/4") cutting capacity for demanding applications

AMPS	6.5
Max. Cutting Capacity	Round Workpiece (4-3/4"), Rectangular Workpiece (4-3/4" x 4-3/4")
Blade Length	44-7/8"
No Load Speed (variable speed)	200 - 350 ft./min.
Variable speed dial	Yes

CORDED MAGNETIC DRILL



HB350

1-3/8" Magnetic Drill

Cuts holes in steel up to 1-3/8" diameter and 2" thick

AMPS	10
No Load Speed (RPM)	850
Chuck Type	3/4" Weldon
Capacity	90° (1-3/8"), 45° (2")
Length of Stroke	6-19/64"

CORDED METALWORKING SAWS



LW1400

14" Cut-Off Saw with Tool-Less Wheel Change

Powerful 15 AMP motor delivers 3,800 RPM for superior performance and durability

AMPS	15
Blade Diameter	14"
No Load Speed	3,800 RPM
Max. Cutting Capacity (at 90°)	5"
Arbor	1"



LW1401X2

14" Cut-Off Saw with 4-1/2" Angle Grinder

Powerful 15 AMP motor delivers 3,800 RPM for superior performance and durability

Blade Diameter	14"
Arbor	1"
Max. Cutting Capacity (at 90°)	5"
No Load Speed	3,800 RPM
AMPS	15



LW1401

14" Cut-Off Saw

Powerful 15 AMP motor delivers 3,800 RPM for superior performance and durability

AMPS	15
Blade Diameter	14"
No Load Speed	3,800 RPM
Max. Cutting Capacity (at 90°)	5"
Arbor	1"



LC1230

12" Metal Cutting Saw

Carbide tipped blade lasts 50X longer than abrasive wheels; cuts clean, accurate and virtually burr free

AMPS	15
Blade Diameter	12"
No Load Speed	1,700 RPM
Max. Cutting Capacity	90° (4-1/2"), 45° (3-1/2")
Arbor	1"



4131

7-1/4" Metal Cutting Saw

Powerful 13 AMP motor cuts through various types of metal

AMPS	13
Blade Diameter	7-1/4"
No Load Speed	3,500 RPM
Max. Cutting Depth	2-1/2"
Arbor	5/8"



PV7001C

7" Vertical Polisher

Quick-Flip™ speed change for compounding and polishing

Sanding Disc	7"
Wool Bonnet	7"
No Load Speed	600 RPM
No Load Speed (variable speed)	600 - 2,000 RPM
Spindle Type	5/8" - 11 UNC



9227C

7" Polisher

Powerful 10 AMP motor delivers 3,200 RPM

Sanding Disc	7"
Wool Bonnet	7"
No Load Speed (variable speed)	0 - 3,200 RPM
Spindle Type	5/8" - 11 UNC
AMPS	10



9237CX3

7" Polisher

Variable speed dial and trigger enables user to match the speed to the application

Sanding Disc	7"
Wool Bonnet	8"
No Load Speed (variable speed)	0 - 3,200 RPM
Spindle Type	5/8" - 11 UNC
AMPS	10



9237C

7" Polisher

Variable speed dial and trigger enables user to match the speed to the application

Sanding Disc	7"
Wool Bonnet	8"
No Load Speed (variable speed)	0 - 3,200 RPM
Spindle Type	5/8" - 11 UNC
AMPS	10

CORDED POLISHERS



PK5011CX1

5" Electronic Stone Polisher

Powerful 11 AMP motor delivers more output for the most demanding applications

Disc Size (in.)	5"
No Load Speed (variable speed)	2,000 - 5,500 RPM
Spindle Type	5/8" - 11 UNC
AMPS	11
Overall Length	18-1/8"



PW5001C

4" Electronic Stone Polisher

Variable speed control dial enables user to match the speed to the application

Polishing Disc	4"
No Load Speed (variable speed)	2,000 - 4,000 RPM
Spindle Type	5/8" - 11 UNC
AMPS	7.9
Overall Length	14-1/8"



PO5000CX2

5" Dual Action Random Orbit Polisher

Powerful 7.8 AMP motor delivers more output and variable (0 - 780) RPM

Pad Size (round)	5"
AMPS	7.8
No Load Speed (variable speed)	0 - 780 RPM
Orbits Per Minute (variable speed)	0 - 6,800 OPM
Orbit Diameter	7/32"



PO5000C

5" Dual Action Random Orbit Polisher

Powerful 7.8 AMP motor delivers more output and variable (0 - 780) RPM

Pad Size (round)	5"
AMPS	7.8
No Load Speed (variable speed)	0 - 780 RPM
Orbits Per Minute (variable speed)	0 - 6,800 OPM
Orbit Diameter	7/32"

CORDED CIRCULAR SAWS



5402NA

16-5/16" Circular Saw

Powerful 15 AMP motor delivers enough power to cut through pressure treated lumber

Blade Diameter	16-5/16"
Arbor	1"
Max. Cutting Capacity	90° (6-3/16"), 45° (4-3/16")
No Load Speed	2,300 RPM
Watts Out	1,800



5104

10-1/4" Circular Saw

14 AMP motor delivers enough power to cut beams and timber

Blade Diameter	10-1/4"
Arbor	5/8"
Max. Cutting Capacity	90° (3-3/4"), 45° (2-3/4")
No Load Speed	3,800 RPM
Watts Out	2,100



HS0600

10-1/4" Circular Saw

Delivers trusted performance of Makita 5007F 7-1/4" Circular Saw with the added 10-1/4" capacity to cut 4x lumber in a single pass

Blade Diameter	10-1/4"
Arbor	5/8"
Max. Cutting Capacity	90° (3-13/16"), 45° (2-11/16")
No Load Speed	4,300 RPM
Watts Out	1,900



5008MGA

8-1/4" Magnesium Circular Saw

Magnesium components create a lightweight saw (11.4 lbs.) that is well balanced and job site tough

Blade Diameter	8-1/4"
Arbor	5/8"
Max. Cutting Capacity	90° (3"), 45° (2-1/4"), 50° (2")
No Load Speed	5,200 RPM
Watts Out	2,300



5007MG

7-1/4" Magnesium Circular Saw

Magnesium components create a lightweight saw that's job site tough

Blade Diameter	7-1/4"
Arbor	5/8"
Max. Cutting Capacity	90° (2-1/2"), 45° (1-3/4"), 56° (1-3/8")
No Load Speed	5,800 RPM
Watts Out	2,300



5007MGA

7-1/4" Magnesium Circular Saw

Electric brake for maximum productivity

Blade Diameter	7-1/4"
Arbor	5/8"
Max. Cutting Capacity	90° (2-1/2"), 45° (1-3/4"), 50° (1-3/8")
No Load Speed	5,800 RPM
Watts Out	2,300



5007F

7-1/4" Circular Saw

Powerful 15 AMP motor delivers 5,800 RPM for proven performance and jobsite durability

Blade Diameter	7-1/4"
Arbor	5/8"
Max. Cutting Capacity	90° (2-3/8"), 45° (1-3/4")
No Load Speed	5,800 RPM
Watts Out	2,000



5007FA

7-1/4" Circular Saw

Powerful 15 AMP motor delivers 5,800 RPM for proven performance and job site durability

Blade Diameter	7-1/4"
Arbor	5/8"
Max. Cutting Capacity	90° (2-3/8"), 45° (1-3/4")
No Load Speed	5,800 RPM
Watts Out	2,000



5007NK

7-1/4" Circular Saw

Powerful 15 AMP motor delivers 5,800 RPM for proven performance and jobsite durability

Blade Diameter	7-1/4"
Arbor	5/8"
Max. Cutting Capacity (at 90°)	90° (2-1/2"), 45° (1-3/4"), 56° (1-3/8")
No Load Speed	5,800 RPM
Watts Out	2,300



HS7600

7-1/4" Circular Saw

Powerful 10.5 AMP motor deliver 5,200 RPM for performance and job site durability

Blade Diameter	7-1/4"
Arbor	5/8"
Max. Cutting Capacity	90° (2-1/2"), 45° (1-3/4"), 56° (1-3/8")
No Load Speed	5,200 RPM
Watts Out	1,400



HS7610

7-1/4" Circular Saw

Well-balanced and lightweight (8.7 lbs.) for superior handling and performance

Blade Diameter	7-1/4"
Arbor	5/8"
Max. Cutting Capacity	90° (2-1/2"), 45° (1-3/4")
No Load Speed	5,500 RPM
Watts Out	1,600



5057KB

7-1/4" Circular Saw, w/ Dust Collector

Powerful 13 AMP motor delivers the power to cut five stacked 5/16" siding boards in a single pass

Blade Diameter	7-1/4"
Arbor	5/8"
Max. Cutting Capacity	90° (2-3/8"), 45° (1-3/16")
No Load Speed	5,800 RPM
Watts Out	2,100



5377MG

7-1/4" Magnesium Hypoid Saw

Magnesium components create a lightweight saw (13.2 lbs.) that is well balanced and job site tough

Blade Diameter	7-1/4"
Arbor	5/8"
Max. Cutting Capacity (at 90°)	90° (2-3/8"), 45° (1-3/4"), 50° (1-9/16")
No Load Speed	4,500 RPM
Watts Out	2,300



5477NB

7-1/4" Hypoid Saw

Hypoid gears deliver more power and have greater surface contact than conventional worm drive gears

Blade Diameter	7-1/4"
Arbor	5/8"
Max. Cutting Capacity (at 90°)	90° (2-3/8"), 45° (1-3/4"), 50° (1-9/16")
No Load Speed	4,500 RPM
Watts Out	2,300



SP6000J1

6-1/2" Plunge Circular Saw Kit, w/ 55" Guide Rail

12 AMP motor with variable speed control dial (2,000 - 5,200 RPM)

Blade Diameter	6-1/2"
Arbor (mm)	20 mm
Max. Cutting Capacity	90° (2-3/16"), 45° (1-9/16")
No Load Speed (variable speed)	2,000 - 5,200 RPM
Watts Out	1,800



SP6000J

6-1/2" Plunge Circular Saw

12 AMP motor with variable speed control dial (2,000 - 5,200 RPM)

Blade Diameter	6-1/2"
Arbor (mm)	20 mm
Max. Cutting Capacity	90° (2-3/16"), 45° (1-9/16")
No Load Speed (variable speed)	2,000 - 5,200 RPM
Watts Out	1,800

PLUNGE SAW ACCESSORIES

VIEW ALL OUR
PLUNGE SAW
ACCESSORIES

CORDED RECIPRO SAWS



JR3070CTZ

AVT® Recipro Saw - 15 AMP

Powerful 15 AMP motor with electronic speed control maintains constant speed under load

Length of Stroke	1-1/4"
Strokes Per Minute (variable speed)	0 - 2,800 SPM
AMPS	15
Overall Length	19-1/8"
Net Weight	10 lbs.



JR3070CT

AVT® Recipro Saw - 15 AMP

Powerful 15 AMP motor with electronic speed control maintains constant speed under load

Length of Stroke	1-1/4"
Strokes Per Minute (variable speed)	0 - 2,800 SPM
AMPS	15
Overall Length	19-1/8"
Net Weight	10 lbs.



JR3070CTH

AVT® Recipro Pallet Saw - 15 AMP with High Torque Limiter

Designed specifically for use in the pallet refurbish industry

Length of Stroke	1-1/4"
Strokes Per Minute (variable speed)	0 - 2,800 SPM
AMPS	15
Overall Length	19-1/8"
Net Weight	9.7 lbs.



JR3051T

Recipro Saw - 12 AMP

Powerful 12.0 AMP motor delivers up to 3,000 strokes per minute

Length of Stroke	1-3/16"
Strokes Per Minute (variable speed)	0 - 3,000 SPM
AMPS	12
Overall Length	17-5/8"
Net Weight	7.3 lbs.

CORDED JIG SAWS



4350FCT

Top Handle Jig Saw

3 orbital settings plus straight cutting for use in a variety of materials



4351FCT

Barrel Grip Jig Saw

40% less tool vibration with the lowest noise level in its class



JV0600K

Top Handle Jig Saw

6.5 AMP motor and 3 orbital settings plus straight cutting deliver faster and more accurate cuts



4329K

Top Handle Jig Saw

Variable speed control dial (500 - 3,100 SPM) enables user to set the speed to the application

CORDED MITER SAWS



LS1219LX

12" Dual-Bevel Sliding Compound Miter Saw with Stand

Includes a 33.7 lbs. durable compact folding stand with transport wheels and a side handle for easier job site portability

Length of Stroke	1"
Max. Cutting Capacity at 90°	Wood (5-5/16"), Steel (3/8"), Aluminum (25/32")
Strokes Per Minute (variable speed)	800 - 2,800 SPM
Blade Shank	"T" Tang
AMPS	6.3

Length of Stroke	1"
Max. Cutting Capacity at 90° (wood)	Wood (5-5/16"), Steel (3/8"), Aluminum (25/32")
Strokes Per Minute (variable speed)	800 - 2,800 SPM
Blade Shank	"T" Tang
AMPS	6.3

Length of Stroke	7/8"
Max. Cutting Capacity at 90°	Wood (3-1/2"), Steel (3/8")
Strokes Per Minute (variable speed)	500 - 3,100 SPM
Blade Shank	"T" Tang
AMPS	6.5

Length of Stroke	11/16"
Max. Cutting Capacity at 90°	Wood (2-9/16"), Steel (1/4")
Strokes Per Minute (variable speed)	500 - 3,100 SPM
Blade Shank	"T" Tang
AMPS	3.9

Blade Diameter	12"
Arbor	1"
Max. Cutting Capacity	Miter 90° (3-5/8" x 15") Miter 45° L/R (3-5/8" x 10-1/2")
No Load Speed	3,200 RPM
Dimensions (LxWxH)	35-1/4" x 26-1/8" x 28-1/2"



LS1219L

12" Dual-Bevel Sliding Compound Miter Saw

Unique 2-Steel Rail Sliding System design allows operation flush against a wall



LS1019LX

10" Dual-Bevel Sliding Compound Miter Saw with Stand

Includes a 33.7 lbs. durable compact folding stand with transport wheels and a side handle for easier job site portability



LS1019L

10" Dual-Bevel Sliding Compound Miter Saw

Unique 2-Steel Rail Sliding System design allows operation flush against a wall



LS1018

10" Dual Slide Compound Miter Saw

Powerful 13.0 AMP direct drive motor requires less maintenance and delivers 4,300 RPM



LS0815F

8-1/2" Slide Compound Miter Saw

Powerful 10.5 AMP direct drive motor requires less maintenance and delivers 5,000 RPM

Blade Diameter	12"
Arbor	1"
Max. Cutting Capacity	Miter 90° (3-5/8" x 15") Miter 45° L/R (3-5/8" x 10-1/2")
No Load Speed	3,200 RPM
Dimensions (LxWxH)	35-1/4" x 26-1/8" x 28-1/2"

Blade Diameter	10"
Arbor	5/8"
Max. Cutting Capacity	Miter 90° (2-13/16" x 12") Miter 45° L/R (2-13/16" x 8-1/2")
No Load Speed	3,200 RPM
Dimensions (LxWxH)	31-3/4" x 25-3/8" x 26"

Blade Diameter	10"
Arbor	5/8"
Max. Cutting Capacity	Miter 90° (2-13/16" x 12") Miter 45° L/R (2-13/16" x 8-1/2")
No Load Speed	3,200 RPM
Dimensions (LxWxH)	31-3/4" x 25-3/8" x 26"

Blade Diameter	10"
Arbor	5/8"
Max. Cutting Capacity	Miter 90° (3-5/8" x 12") Miter 45° L/R (3-5/8" x 8-1/2")
No Load Speed	4,300 RPM
Dimensions (LxWxH)	21-1/8" x 32-1/2" x 25"

Blade Diameter	8-1/2"
Arbor	5/8"
Max. Cutting Capacity	Miter 90° (2-9/16" x 12") Miter 45° L/R (2-9/16" x 8-1/2")
No Load Speed	5,000 RPM
Dimensions (LxWxH)	29-3/4" x 17-3/4" x 19-1/4"



LS1040

10" Compound Miter Saw

Powerful 15 AMP direct drive motor for improved performance



WST07

Folding Miter Saw Stand

Aluminum tubular design for job site portability; weighs only 39.7 lbs.



WST06

Compact Folding Miter Saw Stand

Compact and lightweight aluminum tubular design for job site portability; weighs only 35.3 lbs.



WST05

Portable Rise Miter Saw Stand

Durable duty aluminum feed roller and adjustable material stop engineered for increased speed on repetitive cuts



WST01N

Large Rising Base Miter Saw Stand

Large platform base for additional work space

Blade Diameter	10"
Arbor	5/8"
Max. Cutting Capacity	Miter 90° (2-3/4" x 5-1/8") Miter 45° L/R (1-3/8" x 3-5/8")
No Load Speed	4,600 RPM
Dimensions (LxWxH)	20-7/8" x 18-3/4" x 21"

Table Height Positions (Adjustable)	1
Spring Loading Mechanism	No
Material Support Extensions (L)	151"
In-Feed Roller	Yes
Material Stop	Yes

Table Height Positions (Adjustable)	1
Spring Loading Mechanism	No
Material Support Extensions (L)	100-1/2"
In-Feed Roller	Yes
Material Stop	Yes

Table Height Positions (Adjustable)	2
Spring Loading Mechanism	Yes
Material Support Extensions (L)	106-1/2"
In-Feed Roller	Yes
Material Stop	Yes

Table Height Positions (Adjustable)	5
Spring Loading Mechanism	Yes
Material Support Extensions (L)	108"
In-Feed Roller	Yes
Material Stop	Yes

CORDED PLANER



2012NB

12" Portable Planer

Compact with less weight for easy transporting to the jobsite

Cutting Capacity	Width (12"), Depth (1/8"), Thickness (6-3/32")
No. of Knives	2
Table Size (WxL)	12" x 30-3/8"
No Load Speed	8,500 RPM
AMPS	15

CORDED MULTI-TOOL



TM3010CX1

Oscillating Multi-Tool Kit

Powerful 3.0 AMP motor with soft start feature for smooth start-ups and improved performance for fast cutting, sanding, scraping and grout removal

Oscillations Per Minute	6,000 - 20,000 OPM
Oscillation Angle	3.2°
AMPS	3
Overall Length	11-1/8"
Net Weight	3.7 lbs.

CORDED ROUTERS



RP2301FC

3-1/4 HP* Plunge Router

Powerful 15 AMP motor delivers 9,000 - 22,000 RPM for smooth routing

Collet Capacity	1/2", 1/4"
Plunge Capacity	2-3/4"
No Load Speed (variable speed)	9,000 - 22,000 RPM
AMPS	15
Maximum Horsepower	3-1/4 HP



RP1800

3-1/4 HP* Plunge Router

Powerful 15 AMP motor delivers up to 22,000 RPM for smooth routing

Collet Capacity	1/2", 1/4"
Plunge Capacity	2-3/4"
No Load Speed	22,000 RPM
AMPS	15
Maximum Horsepower	3-1/4 HP



RP0900K

1-1/4 HP* Plunge Router

0" - 1-3/8" plunge depth capacity for easy penetration into work piece

Collet	1/4"
Plunge Capacity	1-3/8"
No Load Speed	27,000 RPM
AMPS	8
Maximum Horsepower	1-1/4 HP



RF1101KIT2

2-1/4 HP* Router Kit, with Plunge Base

Powerful 11 AMP motor with variable speed control dial

Collet Capacity	1/2", 1/4"
Plunge Capacity	2-19/32"
No Load Speed (variable speed)	8,000 - 24,000 RPM
AMPS	11
Maximum Horsepower	2-1/4 HP



RF1101

2-1/4 HP* Router

Variable speed control dial to match the speed to the application

Collet Capacity	1/2", 1/4"
No Load Speed (variable speed)	8,000 - 24,000 RPM
Overall Length	8-3/4"
AMPS	11
Maximum Horsepower	2-1/4 HP



RD1101

2-1/4 HP* Router

Electronic speed control maintains constant speed under load

Collet Capacity	1/2", 1/4"
No Load Speed (variable speed)	8,000 - 24,000 RPM
Overall Length	8-3/4"
AMPS	11
Maximum Horsepower	2-1/4 HP



RT0701CX3

1-1/4 HP* Compact Router Kit

Variable speed control dial (10,000 - 30,000 RPM) to match the speed to the application

Collet	1/4"
Plunge Capacity	1-3/8"
No Load Speed (variable speed)	10,000 - 30,000 RPM
AMPS	6.5
Maximum Horsepower	1-1/4 HP



RT0701CX7

1-1/4 HP* Compact Router Kit

Variable speed control dial (10,000 - 30,000 RPM) enables user to match the speed to the application

Collet	1/4"
Plunge Capacity	1-3/8"
No Load Speed (variable speed)	10,000 - 30,000 RPM
AMPS	6.5
Maximum Horsepower	1-1/4 HP



RT0701C

1-1/4 HP* Compact Router

Variable speed control dial (10,000 - 30,000 RPM) to match the speed to the application

Collet	1/4"
No Load Speed (variable speed)	10,000 - 30,000 RPM
Overall Length	7-7/8"
AMPS	6.5
Maximum Horsepower	1-1/4 HP

CORDED LAMINATE TRIMMER



3709

1/4\" Fixed Base Laminate Trimmer

4.0 AMP motor delivers 30,000 RPM for smooth trimming and light routing applications

Collet	1/4"
No Load Speed	30,000 RPM
AMPS	4
Overall Length	7-7/8"
Net Weight	3.3 lbs.

CORDED SANDERS / BELT SANDERS



B06050J

6\" Random Orbit Sander

Convenient 2-mode switch for "random orbit" and "random orbit with forced rotation" action

Pad Size (round)	6"
Abrasive Disc Size	6"
Orbits Per Minute (variable speed)	1,600 - 6,800 OPM
Orbit Diameter	7/32"
AMPS	6.6



B06030

6\" Random Orbit Sander

Variable speed control dial (4,000-10,000 OPM) enables user to match the sanding speed to the application

Pad Size (round)	6"
Abrasive Disc Size	6"
Orbits Per Minute (variable speed)	4,000 - 10,000 OPM
Orbit Diameter	1/8"
AMPS	2.7



B05030K

5\" Random Orbit Sander, with Tool Case

Smooth and fast sanding with 3.0 AMP motor (12,000 OPM)

Pad Size (round)	4-7/8"
Abrasive Disc Size	5"
Orbits Per Minute	12,000 OPM
Orbit Diameter	1/8"
AMPS	3



B05030

5\" Random Orbit Sander

Large 1/8" random orbit action for fast and super smooth sanding

Pad Size (round)	4-13/16"
Abrasive Disc Size	5"
Orbits Per Minute	12,000 OPM
Orbit Diameter	1/8"
AMPS	3



B05031K

5\" Random Orbit Sander, with Case

Variable speed control dial (4,000 - 12,000 OPM) to match the speed to the application

Pad Size (round)	4-13/16"
Abrasive Disc Size	5"
Orbits Per Minute (variable speed)	4,000 - 12,000 OPM
Orbit Diameter	1/8"
AMPS	3



B05041K

5\" Random Orbit Sander

Variable speed control dial (4,000 - 12,000 OPM) to match the sanding speed to the application

Pad Size (round)	4-13/16"
Abrasive Disc Size	5"
Orbits Per Minute (variable speed)	4,000 - 12,000 OPM
Orbit Diameter	1/8"
AMPS	3



B05041

5\" Random Orbit Sander, Variable Speed

Smother and faster sanding with 3.0 AMP motor

Pad Size (round)	4-7/8"
Abrasive Disc Size	5"
Orbits Per Minute (variable speed)	4,000 - 12,000 OPM
Orbit Diameter	1/8"
AMPS	3



B04556K

1/4 Sheet Finishing Sander, with Tool Case

Precision engineered ball bearing construction for reduced vibration and noise

Pad Size	4-1/2" x 4"
Abrasive Paper Size	4-1/2" x 5-1/2"
Orbits Per Minute	14,000 OPM
AMPS	2
Vibration (m/s ²)	4



B04556

1/4 Sheet Finishing Sander

Precision engineered all-ball-bearing construction for reduced vibration and noise

Pad Size	4-1/2" x 4"
Abrasive Paper Size	4-1/2" x 5-1/2"
Orbits Per Minute	14,000 OPM
AMPS	2
Vibration (m/s ²)	3.5



B03710

1/3 Sheet Finishing Sander

Ergonomic rubberized grip and handle designed for better fit and added comfort

Pad Size	3-5/8" x 7-1/4"
Abrasive Paper Size	3-5/8" x 9"
Orbits Per Minute	11,000 OPM
AMPS	1.7
Vibration (m/s ²)	3.5



B04900V

1/2 Sheet Finishing Sander

Uses commonly available 4-1/2" x 9" hook-and-loop or 4-1/2" x 11" half sheet abrasive paper

Pad Size	4-1/2" x 9"
Abrasive Paper Size	4-1/2" x 11"
Orbits Per Minute (variable speed)	4,000 - 10,000 OPM
AMPS	2.9
Vibration (m/s ²)	5



9032

3/8" x 21" Belt Sander

Variable speed control dial (980 - 5,600 ft./min.) to match the speed to the application

Belt Size	3/8" x 21"
Belt Speed (variable speed)	980 - 5,600 ft./min.
AMPS	4.4
Overall Length	16-1/2"
Net Weight	3.5 lbs.



9031

1-1/8" x 21" Belt Sander

Versatile for use on wood, metal and fiberglass materials

Belt Size	1-1/8" x 21"
Belt Speed (variable speed)	656 - 3,280 ft./min.
AMPS	5
Overall Length	15"
Net Weight	4.6 lbs.

CORDED BELT SANDERS Contd.



9903

3" x 21" Belt Sander

Variable speed control dial (690 - 1,440 ft./min.) to match the speed to the application

9920

3" x 24" Belt Sander

Variable speed control dial (690 - 1,440 ft./min.) to match the speed to the application

9924DB

3" x 24" Belt Sander

Powerful 7.8 AMP motor for fast material removal

9404

4" x 24" Belt Sander

Powerful 8.8 AMP motor for fast material removal

9403

4" x 24" Belt Sander

Low noise (84dB) for operator comfort

Belt Size	3" x 21"
Belt Speed (variable speed)	690 - 1,440 ft./min.
AMPS	8.8
Overall Length	11-5/8"
Net Weight	9.5 lbs.

Belt Size	3" x 24"
Belt Speed (variable speed)	690 - 1,440 ft./min.
AMPS	8.8
Overall Length	13-1/8"
Net Weight	9.9 lbs.

Belt Size	3" x 24"
Belt Speed	1,300 ft./min.
AMPS	7.8
Overall Length	14"
Net Weight	10.6 lbs.

Belt Size	4" x 24"
Belt Speed (variable speed)	690 - 1,440 ft./min.
AMPS	8.8
Overall Length	13-1/8"
Net Weight	10.3 lbs.

Belt Size	4" x 24"
Belt Speed	1,640 ft./min.
AMPS	11
Overall Length	13-7/8"
Net Weight	12.6 lbs.

CORDED WHEEL SANDER



CORDED PLANERS



9741

Wheel Sander

Powerful 7.8 AMP motor delivers 3,500 RPM for faster work

1002BA

4-3/8" Curved Base Planer

Powerful 9.6 AMP motor with 15,000 RPM for improved performance

KP0800K

3-1/4" Planer, with Case

6.5 AMP motor delivers more output power for increased stock removal and superior finishes

KP0810

3-1/4" Planer

Planes up to 3-1/4" wide and 5/32" deep in a single pass

1912B

4-3/8" Planer

Powerful 7.5 AMP motor for improved performance

Wheel Size (width x diameter)	4-3/4" x 4"
No Load Speed	3,500 RPM
AMPS	7.8
Overall Length	12-1/4"
Net Weight	9.3 lbs.

Planing Width	4-3/8"
Planing Depth	3/16"
No Load Speed	15,000 RPM
AMPS	9.6
Overall Length	13-11/32"

Planing Width	3-1/4"
Planing Depth	3/32"
No Load Speed	17,000 RPM
AMPS	6.5
Overall Length	11-1/4"

Planing Width	3-1/4"
Planing Depth	5/32"
No Load Speed	16,000 RPM
AMPS	7.5
Overall Length	11-3/8"

Planing Width	4-3/8"
Planing Depth	1/16"
No Load Speed	16,000 RPM
AMPS	7.5
Overall Length	14"

CORDED PLATE JOINER



CORDED WOODWORKING



1806B

6-3/4" Planer

Powerful 10.9 AMP motor with 15,000 RPM for improved performance

KP312

12-1/4" Planer

Powerful 15 AMP motor with 12,000 RPM for improved performance

PJ7000

Plate Joiner

Powerful 5.6 AMP motor delivers 11,000 RPM for quick, precise cutting in a variety of woods

7104L

Chain Mortiser

Razor sharp chain for clean, accurate cutting

UB1103

Electric Blower

2-tools-in-1: blower and vacuum for convenient clean-up

Planing Width	6-3/4"
Planing Depth	1/16"
No Load Speed	15,000 RPM
AMPS	10.9
Overall Length	20-3/4"

Planing Width	12-1/4"
Planing Depth	1/8"
No Load Speed	12,000 RPM
AMPS	15
Overall Length	21-3/4"

Blade Diameter	4"
Max. Cutting Depth	3/4"
No Load Speed	11,000 RPM
AMPS	5.6
Overall Length	11-7/8"

Max. Hole Width	Longitudinal (5-1/8"), Transverse (1-1/4")
Max. Hole Depth	6-1/8"
No Load Speed	3,200 RPM
Chain Speed	1,000 FPM
AMPS	10.5

Max. Air Volume	145 CFM
Max. Air Velocity	203 MPH
AMPS	6.8
Overall Length	18-7/8"
Net Weight	4.3 lbs.

CORDED HEAT GUNS



HG6031VK

Variable Temperature Heat Gun

Variable temperature control dial (122 - 1,022°F) with 9 settings for precise control over a wide variety of applications

HG6530VK

Variable Temperature Heat Gun Kit with LCD Digital Display

Push-button temperature control (122 - 1,022°F) for precise control over a wide variety of applications with LCD temperature reading

Air Temperature (var. speed)	122° - 1,022° F
Air Volume (2 speed)	7 and 14 CFM
Temperature Control Dial	Yes
AMPS	13
Watts (AC only)	1,800

Air Temperature (var. speed)	122° - 1,022° F
Air Volume (2 speed)	10 and 17.6 CFM
Temperature Control Dial	No
AMPS	13
Watts (AC only)	2,000

CORDED HEAT GUN ACCESSORIES



PR00000028

1-3/8" Glass Protection Nozzle
Ideal for drying putty while protecting glass, and protecting windows when stripping frames



PR00000031

1-3/8" Reduction Nozzle
Ideal for placing an accurate heat beam and as a basic nozzle for special attachments



PR00000029

1-3/8" Wide-Slot Nozzle
Ideal for applications such as PVC packing



PR00000032

1-3/8" Overlap Welding Nozzle
Ideal for placing an accurate heat beam and as a basic nozzle for special attachments



PR00000033

1-3/8" Solder Sleeve Reflector Nozzle
Ideal for heating heat shrink tubing



PR00000030

1-3/8" Reflector Nozzle
Ideal for soldering and shrink fitting plastic soldering sleeves, and bending plastic welding rods



PR00000034

1-3/8" Welding Nozzle
Ideal for placing an accurate heat beam and for use with speed welding nozzle PR00000039, speed welding nozzle not included
Use with PR00000039

PNEUMATIC COMPRESSORS



MAC5200

3.0 HP* Big Bore™ Air Compressor

Cast iron pump with Big Bore™ cylinder and piston is engineered to provide faster recovery time for improved performance

Maximum Horsepower	3 HP
Running Horsepower	2.1 HP
Tank	5.2 gal.
Performance	40 PSI (6.9 CFM), 90 PSI (6.5 CFM)
Maximum Pressure	140 PSI



MAC2400

2.5 HP* Big Bore™ Air Compressor

Cast iron pump with Big Bore™ cylinder and piston is engineered to provide faster recovery time for improved performance

Maximum Horsepower	2-1/2 HP
Running Horsepower	2.1 HP
Tank (twin stacked)	4.2 gal.
Performance	40 PSI (4.8 CFM), 90 PSI (4.2 CFM)
Maximum Pressure	130 PSI



MAC700

2.0 HP* Big Bore™ Air Compressor

Cast iron pump with Big Bore™ cylinder and piston is engineered to provide faster recovery time for improved performance

Maximum Horsepower	2 HP
Running Horsepower	1.7 HP
Tank	2.6 gal.
Performance	40 PSI (3.8 CFM), 90 PSI (3.3 CFM)
Maximum Pressure	130 PSI



QUIET SERIES | 60dB

MAC320Q

Quiet Series 1-1/2 HP, 3 Gallon, Oil-Free, Electric Air Compressor

Quiet Series design at only 60 dB for operator and crew comfort; ideal for indoor use

Motor	1-1/2 HP
Pump Type	Oil-Free
Running Horsepower	1-1/2 HP
Tank	3 gal.
Performance	40 PSI (3.5 CFM), 90 PSI (2.6 CFM)



QUIET SERIES | 60dB

MAC210Q

Quiet Series 1 HP, 2 Gallon, Oil-Free, Electric Air Compressor

Quiet Series design at only 60 dB for operator and crew comfort; ideal for indoor use

Motor	1 HP
Pump Type	Oil-Free
Running Horsepower	1 HP
Tank	2 gal.
Performance	40 PSI (3 CFM), 90 PSI (2 CFM)



LOW NOISE, LESS WEIGHT
IDEAL FOR INDOOR USE



QUIET SERIES | 58dB

MAC100Q

Quiet Series 1/2 HP, 1 Gallon Compact, Oil-Free, Electric Air Compressor

Quiet Series design at only 58 dB for operator and crew comfort; ideal for indoor use

Motor	1/2 HP
Pump Type	Oil-Free
Running Horsepower	1/2 HP
Tank	1 gal.
Performance	40 PSI (1.2 CFM), 90 PSI (1.7 CFM)



QUIET SERIES | 58dB

MAC100QK1

Quiet Compact 1 Gallon Air Compressor and Brad Nailer Combo Kit

Quiet Series compressor design at only 58 dB for operator and crew comfort; ideal for indoor use

Quiet Series 1/2 HP, 1 Gallon Compact, Oil-Free, Electric Air Compressor (MAC100Q)	
2" Brad Nailer, 18 Gauge (AF506)	
1/4" Universal Quick Coupler, Male (447013-E)	
25' PVC Hose	
Pneumatic Nail Oil	



AC001

Compact Air Compressor

Powerful 1/6 maximum horsepower* induction motor provides up to 125 PSI

Motor	1/6 HP
Running Horsepower	1/6 HP
Tank	1 gal.
Performance	40 PSI (.58 CFM), 90 PSI (.45 CFM)
Maximum Pressure	125 PSI



AN924

21° Full Round Head 3-1/2" Framing Nailer

Faster nail driving speed for maximum performance

Power Type	Pneumatic
Fastening category	Framing
Nail Size	2"-3-1/2" .113"- .148" shank diameter plastic collated
Maximum Magazine Capacity	73
Operating Air Pressure (PSI)	70 - 120



15°

AN902

3-1/2" Framing Coil Nailer

"Tool-less" depth adjustment engineered for more precise flush and countersink nailing

Power Type	Pneumatic
Operating Air Pressure (PSI)	70 - 120
Minimum Recommended Air Delivery	6.1 SCFM @ 90 PSI
Nail Size	1-3/4" - 3-1/2" .099" - .148" shank diameter wire collated
Maximum Magazine Capacity	300



15°

AN613

2-1/2" Siding Coil Nailer

"Tool-less" depth adjustment engineered for more precise flush and countersink nailing

Power Type	Pneumatic
Fastening category	Siding
Nail Size	1-1/2" - 2-1/2" .090" - .099" shank diameter
Maximum Magazine Capacity	300
Operating Air Pressure (PSI)	70 - 120



15°

AN454

1-3/4" Coil Roofing Nailer

Faster nail driving speed for maximum performance

Power Type	Pneumatic
Fastening category	Roofing
Nail Size	3/4" - 1-3/4"
Maximum Magazine Capacity	120
Operating Air Pressure (PSI)	70 - 120



15 GAUGE

AF635

2-1/2" Angled Finish Nailer, 15 Gauge

"Tool-less" depth adjustment for more precise nailing

Power Type	Pneumatic
Fastening category	Finish
Nail Size	1-1/4" to 2-1/2" (15 ga. DA style)
Maximum Magazine Capacity	100
Operating Air Pressure (PSI)	70 - 120



16 GAUGE

AF601

2-1/2" Straight Finish Nailer, 16 Gauge

"Tool-less" depth adjustment for more precise nailing

Power Type	Pneumatic
Fastening category	Finish
Nail Size	1" to 2-1/2" (16 ga.)
Maximum Magazine Capacity	100
Operating Air Pressure (PSI)	70 - 120



18 GAUGE

AF506

2" Brad Nailer, 18 Gauge

Powerful motor drives a range of 18 gauge brad nails from 5/8" to 2" into hard or soft wood applications

Power Type	Pneumatic
Fastening category	Brad
Nail Size	5/8" to 2" (18 ga.)
Maximum Magazine Capacity	100
Operating Air Pressure (PSI)	70 - 120



23 GAUGE

AF353

1-3/8" Pin Nailer, 23 Gauge

Powerful motor drives standard headless pins sized 5/8", 11/16", 3/4", 1", 1-3/16" and 1-3/8"

Power Type	Pneumatic
Operating Air Pressure (PSI)	65 - 100
Minimum Recommended Air Delivery	.8 SCFM @ 90 PSI
Nail Size	5/8", 11/16", 3/4", 1", 1-3/16", 1-3/8" (23 ga.)
Maximum Magazine Capacity	130



16 GAUGE

AT2550A

1" Wide Crown Stapler

Depth adjustment engineered for more precise flush and countersink finish

Power Type	Pneumatic
Operating Air Pressure (PSI)	65 - 120
Minimum Recommended Air Delivery	3 SCFM @ 90 PSI
Crown	1"
Gauge	16



16 GAUGE

AT1150A

7/16" Medium Crown Stapler

Depth adjustment engineered for more precise flush and countersink stapling

Power Type	Pneumatic
Operating Air Pressure (PSI)	65 - 120
Minimum Recommended Air Delivery	3.7 SCFM @ 90 PSI
Crown	7/16"
Gauge	16



18 GAUGE

AT638A

1/4" Narrow Crown Stapler, 18 Gauge

"Tool-less" depth adjustment for more precise stapling

Power Type	Pneumatic
Operating Air Pressure (PSI)	70 - 120
Minimum Recommended Air Delivery	1.7 SCFM @ 90 PSI
Crown	1/4"
Gauge	18

*Maximum Horsepower

IMPACT XPS® BIT SETS

Description	Part #	Description	Part #	Description	Part #	Description	Part #
ImpactXPS® 60 Pc. Impact Bit Set	E-01644	ImpactXPS® 50 Pc. Impact Bit Set	T-05941	ImpactXPS® 45 Pc. Impact Bit Set	E-01650	ImpactXPS® 35 Pc. Impact Bit Set	E-01666
Includes: (46) 1" Insert Bits (2) #1 Phillips, (10) #2 Phillips (3) #3 Phillips, (1) #1 Square (5) #2 Square, (3) #3 Square (1) #10 Torx®, (1) #15 Torx® (2) #20 Torx®, (4) #25 Torx® (3) #27 Torx®, (2) #30 Torx® (1) #40 Torx®, (1) #8 Slotted (1) #10 Slotted, (1) 7/64" Hex (1) 1/8" Hex, (1) 9/64" Hex (1) 5/32" Hex, (1) 3/16" Hex, (1) 1/4" Hex	(10) 2" Power Bits (5) #2 Phillips, (1) #3 Phillips, (1) #2 Square, (1) #25 Torx® (1) #27 Torx®, (1) #30 Torx® (1) Magnetic Bit Holders (1) 2-3/8" (2) 1-3/4" Magnetic Nutsetters (1) 1/4", (1) 5/16" (2) 1-3/4" Magnetic Nutsetters (1) 1/4", (1) 5/16" (1) Socket Adapter (1) 1/4"	Includes: (36) 1" Insert Bits (1) #1 Phillips, (14) #2 Phillips (1) #3 Phillips, (1) #1 Square (6) #2 Square, (1) #15 Torx® (2) #20 Torx®, (9) #25 Torx® (1) #30 Torx® (8) 2" Power Bits (1) #1 Phillips, (2) #2 Phillips, (1) #3 Phillips, (1) #1 Square, (1) #2 Square, (1) #20 Torx® (1) #25 Torx®	(1) Magnetic Bit Holders (1) 2-3/8" (2) 1-3/4" Magnetic Nutsetters (1) 1/4", (1) 5/16" (2) Sockets (1) 3/8", (1) 1/2" (1) Socket Adapter (1) 1/4"	Includes: (31) 1" Insert Bits (2) #1 Phillips, (8) #2 Phillips (2) #3 Phillips, (1) #1 Square (3) #2 Square, (1) #3 Square (1) #10 Torx®, (1) #15 Torx® (1) #20 Torx®, (4) #25 Torx® (3) #27 Torx®, (1) #30 Torx® (1) #40 Torx®, (1) #8 Slotted (1) #10 Slotted	(10) 2" Power Bits (6) #2 Phillips, (1) #3 Phillips, (1) #2 Square, (1) #25 Torx® (1) #27 Torx® (1) Magnetic Bit Holders (1) 2-3/8" (2) 1-3/4" Magnetic Nutsetters (1) 1/4", (1) 5/16" (1) Socket Adapter (1) 1/4"	Includes: (25) 1" Insert Bits (2) #1 Phillips, (6) #2 Phillips (2) #3 Phillips, (1) #1 Square (2) #2 Square, (1) #3 Square (1) #10 Torx®, (1) #15 Torx® (1) #20 Torx®, (3) #25 Torx® (2) #27 Torx®, (1) #30 Torx® (1) #8 Slotted, (1) #10 Slotted	(6) 2" Power Bits (3) #2 Phillips, (1) #2 Square, (2) #25 Torx® (1) Magnetic Bit Holders (1) 2-3/8" (2) Magnetic Nutsetters (2) 1/3-4" (1) Socket Adapter (1) 1/4"

IMPACT XPS® INSERT BITS

Type	Description	Length	Qty./Pkg.	Part #	Type	Description	Length	Qty./Pkg.	Part #	Type	Description	Length	Qty./Pkg.	Part #
Phillips Insert Bit	#1	1"	5	E-00549	Square Insert Bit	#1	1"	5	E-00577	Torx® Insert Bit	#10	1"	5	E-00608
	#2	1"	5	E-00555		#2	1"	5	E-00583		#15	1"	5	E-00614
	#2	1"	15	E-00664		#2	1"	25	T-05050		#15	1"	25	T-05022
	#2	1"	25	T-04999		#3	1"	5	T-04955		#20	1"	5	E-00620
	Drywall #2	1"	25	T-5000							#20	1"	15	T-04977
	#3	1"	5	E-00561							#20	1"	25	T-05038
	#3	1"	25	T-05016							#25	1"	5	E-00636

IMPACT XPS® POWER BITS

Type	Description	Length	Qty./Pkg.	Part #	Type	Description	Length	Qty./Pkg.	Part #
Phillips Power Bit	#1	2"	3	E-00767	Torx® Power Bit	#10	2"	3	E-00826
	#1	2"	5	T-05103		#10	2"	5	T-05169
	#1	3"	2	E-01133		#10	3"	2	E-01199
	#2	2"	3	E-00773		#15	2"	3	E-00832
	#2	2"	5	T-05119		#15	2"	5	T-05175
	#2	2"	15	E-01046		#15	3"	2	E-01208
	#2	2"	25	T-05256		#20	2"	3	E-00848
	#2	3"	2	E-01149		#20	2"	5	T-05181
	#2	3"	15	T-05321		#20	2"	15	T-05240
	#2	6"	1	E-01286		#20	2"	25	T-05284
	#2	6"	10	T-05371		#20	3"	2	E-01214
	#3	2"	3	E-00789		#25	2"	3	E-00854
	#3	2"	5	T-05125		#25	2"	5	T-05197
	#3	2"	25	T-05262		#25	2"	15	E-01074
	#3	3"	2	E-01155		#25	2"	25	T-05290
						#25	3"	2	E-01220
						#25	3"	15	T-05343
						#25	6"	1	T-05365
						#25	6"	10	T-05393
						#27	2"	3	T-05072
						#27	2"	5	T-05206
						#27	3"	2	T-05315
						#30	2"	3	E-00876
						#30	2"	5	T-05212
						#30	3"	2	E-01242

Type	Description	Length	Qty./Pkg.	Part #
Square Power Bit	#1	2"	3	E-00795
	#1	2"	5	T-05131
	#1	3"	2	E-01161
	#2	2"	3	E-00804
	#2	2"	5	T-05147
	#2	2"	15	E-01052
	#2	2"	25	T-05278
	#2	3"	2	E-01177
	#2	3"	15	T-05337
	#2	6"	1	T-05359
	#2	6"	10	T-05387
	#3	2"	3	T-05066
	#3	2"	5	T-05153
	#3	3"	2	T-05309

IMPACT XPS® SOCKET ADAPTERS

Type	Description	Length	Qty./Pkg.	Part #
Square Socket Adapter	1/4"	2"	1	E-01579
	3/8"	2"	1	E-01585
	1/2"	2"	1	E-01591

Type	Description	Length	Qty./Pkg.	Part #
3 Pc. Square Socket Adapter Set	Includes: 1 ea. 1/4", 3/8", 1/2"	2"	3	E-01600

IMPACT XPS® NUTSETTERS

Type	Description	Length	Qty./Pkg.	Part #
Magnetic Nutsetter	1/4"	2-9/16"	2	E-01448
		2-9/16"	10	T-05474
		6"	1	T-05505
		2-9/16"	2	E-01454
	5/16"	2-9/16"	10	T-05480
		6"	1	T-05511
		2-9/16"	2	E-01460
	3/8"	2-9/16"	10	T-05496
		6"	1	T-05527
	7/16"	2-9/16"	2	T-05452
		6"	1	T-05533
	1/2"	2-9/16"	2	T-05468

Type	Description	Length	Qty./Pkg.	Part #
3 Pc. Magnetic Nutsetter Set	Includes: 1 ea. 1/4", 5/16, 3/8"	2-9/16"	3	E-01432
3 Pc. Magnetic Nutsetter Set	Includes: 1 ea. 1/4", 5/16, 3/8"	6"	3	T-05549

IMPACT XPS® INSERT BIT HOLDERS

Type	Length	Qty./Pkg.	Part #
Magnetic Insert Bit Holder	2-3/8"	1	T-05402
		10	T-05418
	3"	1	E-01367
		10	T-05424
	6"	1	E-01373
		10	T-05430
	12"	1	E-01389
		10	T-05446


IMPACT XPS® SOCKET SETS

Description	Part #
Impact XPS® 10 Pc. 3/8" Drive 6-Point SAE Impact Socket Set w/ Standard Socket Adapter	E-01672
Includes: 1 ea. Impact Sockets 5/16, 3/8", 7/16", 1/2", 9/16", 5/8", 11/16", 3/4", 7/8" and 3/8" Drive Hex Shank Torsion Socket Adapter	
Impact XPS® 10 Pc. 3/8" Drive 6-Point Metric Impact Socket Set w/ Standard Socket Adapter	E-01688
Includes: 1 ea. Impact Sockets 8mm, 10mm, 12mm, 13mm, 14mm, 15mm, 17mm, 18mm, 21mm and Hex Shank Torsion Socket Adapter	
Impact XPS® 8 Pc. 1/4" Drive 6-Point SAE Impact Socket Set w/ Standard Socket Adapter	E-01703
Includes: 1 ea. Impact Sockets 3/16", 1/4", 5/16", 3/8", 7/16", 1/2", 9/16" and 1/4" Drive Hex Shank Torsion Socket Adapter	
Impact XPS® 8 Pc. 1/4" Drive 6-Point Metric Impact Socket Set w/ Standard Socket Adapter	E-01694
Includes: 1 ea. Impact Sockets 6mm, 7mm, 8mm, 10mm, 11mm, 12mm, 13mm and 1/4" Drive Hex Shank Torsion Socket Adapter	

DIAMOND BLADES

Premium General Purpose

Optimized matrices with high quality diamond for outstanding cutting performance



Diameter	Rim	Arbor	Blade Type	Part #
3	Continuous	3/8"	Ceramic/Porcelain	D-77285
3-3/8"	Continuous	15mm	General Purpose - Stone/Masonry	724950-8D
			Tile/Glass	724950-8C
4"	Segmented	7/8", 20mm, 5/8"	General Purpose	B-69587
	Turbo		General Purpose	B-69680
			Hard Material	E-02602
	Continuous		General Purpose	B-69565
4-1/2"	Segmented Turbo	7/8", 20mm, 5/8"	General Purpose	E-23313
	Segmented		General Purpose	B-69593
			General Purpose	B-69602(2/pk)
			General Purpose	B-69696
	Turbo		General Purpose	B-69705 (2/pk)
			Hard Material	E-02618
			Soft Material	E-02565
	Continuous		General Purpose	E-02668
	5"		Segmented Turbo	7/8", 20mm, 5/8"
Segmented		General Purpose	B-69618	
Turbo		General Purpose	B-69711	
		Hard Material	E-02624	
Continuous		General Purpose	E-02674	
6"		Segmented	7/8", 5/8"	
7"	Segmented Turbo	7/8", 5/8"	General Purpose	E-23335
	Segmented		General Purpose	B-69624
	Turbo		General Purpose	B-69727
			Hard Material	E-02630
			Soft Material	E-02571
	Continuous		General Purpose	B-69571
9"	Segmented	7/8"	Ultra-Premium Plus	E-02973
	Turbo	7/8", 5/8"	General Purpose	E-02515
				E-02559
10"	Segmented	7/8", 5/8"	General Purpose	B-69630
		5/8"	Dual Purpose	B-69652
12"	Segmented	1", 20mm	General Purpose	E-02521
			Dual Purpose	B-69668
14"	Segmented, All-Cut		General Purpose	E-23341
			Ultra-Premium Plus	E-02652
	Segmented	1", 20mm		E-01719
			General Purpose	B-69646 (3/pk)
	Turbo		Hard Material	E-02646
			Soft Material	E-02587
	Segmented		Dual Purpose	B-69674
			Metal Cutting	A-96229
	16"		Segmented	1", 20mm
Soft Material		E-02593		
Dual Purpose		E-02543		

LOW-VIBRATION DIAMOND CUP WHEELS

Low-Vibration

Low-vibration design engineered to keep the wheel planted firmly on the surface for more efficient material removal



Diameter	Rim	Segments	Arbor	Max. RPM	Part #
4-1/2"	Double Row	10	5/8" - 11	13,400	A-96198
	Turbo	8			A-96403
5"	Turbo	30	5/8" - 11	12,500	A-98871
	Single Row	12			A-96207
7"	Double Row	16	5/8" - 11	8,500	A-96213
		12			A-96419
	Turbo	24			A-96425

TUCK POINT / DIAMOND BLADE

Dual Sandwich Design

Engineered to create less dust than solid tuck point blades



Diameter	Rim	Arbor	Max. RPM	Part #
4"	Tuck Point	7/8", 5/8", 20mm	13,700	A-95906
4-1/2"	Tuck Point	7/8", 5/8", 20mm	13,800	E-02680
5"	Tuck Point	7/8", 5/8", 20mm	12,000	A-96017

DIAMOND CUP WHEELS

Continuous Rim

Smooth finish

Segmented Rim

Fast material removal



Diameter	Rim	Part #
4-3/8"	Continuous	792289-1
	Segmented	724907-1A
5"	Segmented	A-95009
	Continuous	A-94998

X-LOCK DIAMOND BLADES

New Innovation

Up to 5-times faster accessory changes than traditional threaded locknut mounting



Diameter	Rim	Arbor	Max. RPM	Part #
4-1/2"	Segmented	7/8", X-LOCK	13,300	E-07191, E-07200 (2/pk)
	Turbo			E-07216, E-07222 (2/pk)
	Continuous			E-07397
5"	Segmented	7/8", X-LOCK	12,250	E-07238
	Turbo			E-07244
	Continuous			E-07406

3-Pc. Diamond Blade Variety Pack for Masonry Cutting



- 1 ea.
4-1/2" Segmented Diamond Blade (part no. T-E-07191),
4-1/2" Turbo Rim Diamond Blade (part no. E-07216),
and 4-1/2" Continuous Rim Diamond Blade (part no. E-07397)

E-12647

THIN KERF DIAMOND BLADES


Battery Optimized

Thin kerf blade reduces drag on the tool motor to optimize battery run time



Diameter	Rim	Arbor	Blade Type	Part #
4-1/2"	Turbo U-Notch Segmented	7/8", 20mm, 5/8"	General Purpose	E-23260
5"				E-23276
7"				E-23282
9"				E-23298
12"				E-23307
14"		20mm, 1"		E-16748

6-Cutter



- 1. More Cutter Heads**
disperse impact energy for reduced vibration and more accurate holes
- 2. Anti-Blocking Design**
minimizes debris accumulation for faster drilling
- 3. Progressive Flute Core**
increases strength against flexing for longer service life

SDS-MAX CARBIDE DRILL BITS

	Diameter	Usable Length	Overall Length	Part #
--	----------	---------------	----------------	--------

SDS-MAX Bits 2-Cutter



SDS-MAX Bits 6-Cutter



SPLINE BITS				
	Diameter	Usable Length	Overall Length	Part #

Spline Bits 2-Cutter



Spline Bits 6-Cutter



Adapter, Spline-SDS-PLUS




- Allows the use of SDS-PLUS bits in Spline Shank Rotary Hammers

B-64163

Dust Extraction

OSHA Table 1 Compliant



- 1. Hollow Core Shaft**
channels debris while drilling for faster chemical anchor installation
- 2. Wide Extraction Ports**
reduce the risk of waste material blockage for efficient drilling
- 3. Multi-Cutter Edges**
contact material at the same time for increased striking power

DUST EXTRACTION DRILL BITS

	Diameter	Usable Length	Overall Length	Part #
--	----------	---------------	----------------	--------

SDS-MAX Dust Extraction Drill Bit



SDS-PLUS Hollow Dust Extraction Drill Bit



SDS-MAX TUNNEL BITS				
	Diameter	Usable Length	Overall Length	Part #

SDS-MAX Tunnel Bit



SDS-MAX & SPLINE CORE BITS				
	Diameter	Usable Length	Overall Length	Part #

SDS-Max & Spline Rotary Hammer Core Bits



SDS-MAX Shank Adapter



Spline Shank Adapter



Centering Bit

Drift Pin



Rotary Hammer Carbide
INNOVATION | EFFICIENCY | QUALITY



SDS-PLUS CARBIDE DRILL BITS

SDS-PLUS Bits 2-Cutter

- Self-centering carbide tip
- Centering tip features a more aggressive design for faster hole starting
- Central guiding action engineered for more accurate holes



Diameter	Usable Length	Overall Length	Part #
5/32"	4"	6"	B-60551
2"	4"	4"	B-60567
3/16"	4"	6"	B-60573
	10"	12"	B-60589
7/32"	4"	6"	B-60595
	2"	4"	B-60604
1/4"	4"	6"	B-60610
	10"	12"	B-60626
5/16"	4"	6"	B-60632
	10"	12"	B-60648
	4"	6"	B-60654
3/8"	10"	12"	B-60660
	16"	18"	B-60676
	22"	24"	B-60682
7/16"	10"	12"	B-60698
	4"	6"	B-60707
1/2"	10"	12"	B-60713
	22"	24"	B-60729
9/16"	4"	6"	B-60735
	10"	12"	B-60741
	6"	8"	B-60757
5/8"	10"	12"	B-60763
	22"	24"	B-60779
	6"	8"	B-60785
3/4"	10"	12"	B-60791
	22"	24"	B-60800
7/8"	10"	12"	B-60816
	16"	18"	B-60822
1"	8"	10"	B-60838
	16"	18"	B-60844
10 Packs			
5/32"	4"	6"	B-60850
2"	4"	4"	B-60866
3/16"	4"	6"	B-60872
	2"	4"	B-60888
1/4"	4"	6"	B-60894
5/16"	4"	6"	B-60903
3/8"	4"	6"	B-60919
	10"	12"	B-60925
1/2"	4"	6"	B-60931
	10"	12"	B-60947
5/8"	6"	8"	B-60953


5 Pc. SDS-PLUS Bit Set, 2-Cutter



- Set Includes: (1) 3/16" x 6", (1) 1/4" x 6", (1) 5/16" x 6", (1) 3/8" x 6", (1) 1/2" x 6" SDS-PLUS bits
- Self-centering carbide tip. Centering tip features a more aggressive design for faster hole starting
- Central guiding action engineered for more accurate holes

B-60969

5 Pc. Assorted SDS-PLUS Drill Bit Set, Metal, Wood



- Set Includes: Brad Point Wood Bits: 3/16" x 4-5/8", 1/4" x 5-1/8" and HSS-G Metal Bits: 1/8" x 3-7/8", 3/16" x 4-5/8", 1/4" x 5-3/16"
- SDS-PLUS shank allows drilling in metal or wood without switching to a drill or using a special chuck adapter for operator convenience and productivity

B-59243

Adapter, SDS-PLUS to 1/4" Hex



- Allows use of 1/4" Hex Bits on SDS-PLUS Rotary Hammers

B-59259

Adapter, SDS-PLUS to Drill Chuck



- Allows the use of a standard Drill Chuck on SDS-PLUS Rotary Hammers

D-14093

SDS-PLUS REBAR CUTTER DRILL BITS

SDS-PLUS Rebar Cutter Drill Bit



Rebar Cutter Drill Bit Head



- Designed to reduce the time required to drill through concrete-embedded rebar

9" Rebar Cutter Shank Adapter, SDS-Plus



- Two-piece Rebar Cutter Bit system; 9" SDS-Plus Rebar Cutter Shank Adapter for use with Rebar Cutter Drill Bit Heads (3/4" - 1-1/2")

E-12594

SDS-PLUS Bits 3-Cutter

- 3-cutter bit tip is engineered for drilling in reinforced concrete
- Centering tip features a more aggressive design for faster hole starting
- Central guiding action engineered for more accurate holes



Diameter	Usable Length	Overall Length	Part #
2"	4"	4"	B-60975
3/16"	4"	6"	B-60981
	6"	8"	B-60997
	10"	12"	B-61008
	2"	4"	B-61014
1/4"	4"	6"	B-61020
	6"	8"	B-61036
	10"	12"	B-61042
5/16"	4"	6"	B-61058
	10"	12"	B-61064
	4"	6"	B-61070
3/8"	10"	12"	B-61086
	16"	18"	B-61092
	4"	6"	B-61101
1/2"	10"	12"	B-61117
	16"	18"	B-61123
5/8"	8"	10"	B-61139
	16"	18"	B-61145
3/4"	8"	10"	B-61151
	16"	18"	B-61167
10 Packs			
3/16"	2"	4"	B-61173
	4"	6"	B-61189
	6"	8"	B-61195
1/4"	2"	4"	B-61204
	4"	6"	B-61210
	6"	8"	B-61226
	10"	12"	B-61232
5/16"	4"	6"	B-61248
3/8"	4"	6"	B-61254
	10"	12"	B-61260
1/2"	4"	6"	B-61276
	10"	12"	B-61282

5 Pc. SDS-PLUS Bit Set, 3-Cutter



- Set includes (1) 3/16" x 6", (1) 1/4" x 6", (1) 5/16" x 6", (1) 3/8" x 6", (1) 1/2" x 6" SDS-PLUS bits
- 3 cutting edges for maximum performance and rounder holes
- 3-cutter bit tip is engineered for drilling in reinforced concrete

B-61298

25-Pack

- Engineered for reduced vibration and noise
- Central guiding action for accurate holes
- Special impact grade carbide



Diameter	Usable Length	Overall Length	25/Pkg. Part #
5/32"	4"	6-1/4"	D-00810-25
	2"	4-1/2"	D-00826-25
3/16"	4"	6-1/4"	D-00832-25
	6"	8-1/4"	D-00848-25
7/32"	4"	6-1/4"	D-00854-25
	2"	4-1/2"	D-00860-25
1/4"	4"	6-1/4"	D-00876-25
	6"	8-1/4"	D-00882-25
5/16"	4"	6-1/4"	D-00907-25
3/8"	4"	6-1/4"	D-00929-25
	10"	12-1/4"	D-00935-25
1/2"	4"	6-1/4"	D-00963-25
	10"	12-1/4"	D-00979-25
5/8"	6"	8"	D-01002-25

SDS-PLUS Stop Bits, 3-Cutter

- 3-cutter bit tip is engineered for a more accurate hole and longer life
- Steel stop collar prevents over-drilling for precise anchor installations such as for drop-in anchor systems
- Centering tip features a more aggressive design for faster hole starting



Diameter	Usable Length	Overall Length	Part #
3/8"	1-1/16"	4"	B-68650
	13/16"	4"	B-68666
1/2"	1-9/16"	5"	B-68672
	1-11/16"	5"	B-68688
5/8"	1-1/16"	5"	B-68694
	2-1/16"	6"	B-68703

Diameter	Overall Length	Usable Length	Part #
5/32"	5"	2"	B-69082
	7"	4"	B-69113
1/4"	5"	2"	B-69107
	7"	4"	B-69135
3/16"	5"	2"	B-69098
	7"	4"	B-69129

SDS-PLUS Hex Bits, 2-Cutter

- Hex drive on bit connects with drive sleeve, allowing for a quick change from drilling holes to driving anchors



SELF-SHARPENING BULL POINT

STAYS SHARPER LONGER

Engineered to Self-Sharpen for Continuous Breaking






16" Self-Sharpening Bull Point, 1-1/8" Hex (B-45559)

Improved geometry for faster penetration and more efficient breaking

Self-sharpening design keeps the point sharp longer than traditional bits

DEMOLITION & ROTARY HAMMER STEEL

	1-1/8" Hex	Makita® Large	3/4" Hex	SDS-MAX	Splined or 3/4" Hex - 21/32" Round	Makita® Small	SDS-PLUS					
	Size	Part #	Size	Part #	Size	Part #	Size	Part #	Size	Part #	Size	Part #
Bull Point All-purpose demolition and starting holes in concrete	20-1/2" D-21353 Also fits air tools 16" B-45559 Self-Sharpening		16" 798029-5	12" 751421-A 18" 751422-A	12" 751423-A 12" D-36463 18" 751424-A 18" D-36479	12" D-20074 18" D-19196	8-3/4" B-06921	10" D-51144				
Flat Chisel General purpose chipping, edging, and channeling	1-1/8" x 20-1/2" D-21369 Also fits air tools	1-3/8" x 16" A-80597		1" x 12" 751224-A 1" x 18" 751225-A	1" x 12" 751228-A 1" x 12" D-36485 1" x 18" 751231-A 1" x 18" D-36491	1" x 12" D-20080 1" x 18" D-19205		3/4" x 10" D-51150				
Scaling Chisel Wide chisel with two cutting angles for chipping dried concrete	3" x 20-1/2" D-21347 Also fits air tools	4" x 12" D-23868		3" x 12" 751226-A	1-1/2" x 12" 751235-A 2" x 12" 751229-A 2" x 12" D-36516 3" x 12" 751230-A 3" x 12" D-36522	2" x 12" D-51172 3" x 12" 751233-A	1-3/16" x 6" B-07331 2" x 6" B-07347 2" x 9" B-07010	2" x 8-1/2" D-51166				
Superkut Chisel Long-lasting chisel provides faster penetration and requires less resharpening	1-1/2" x 20-1/2" 751222-A											
Scraping Chisel Scrapes and chisels with 45° cutting angle				2" x 12" 751227-A	2" x 12" 751232-A	2" x 12" 751234-A						
Floor Scraper General scraping and clean-up of tile, linoleum floor					6" Floor Scraper T-02593 6" Blade & Hardware T-02602		4" Blade & Assembly A-68161 4" Blade Only 343411-9	4" Blade & Assembly A-68155 4" Blade Only 343411-9				
One-Piece Bushing Tool Removes excess concrete and roughens surface	1-3/4" x 14-3/4" 751717-A			1-3/4" x 9-3/4" 751714-A	1-3/4" x 10" 751715-A	1-3/4" x 10" 798144-5						
Asphalt Cutter Cuts asphalt or hard ground (not for concrete)	5" x 17-1/2" 751620-A			5" x 15" 751624-A	5" x 15" 751625-A							
Digging Chisel Digs deep into hard ground and asphalt	3" x 22-1/2" 751621-A											
Clay Spade Digs clay, shale, hard-packed gravel, and dirt	5-1/2" x 20" 751622-A			4-1/2" x 17" 751623-A	4-1/2" x 17" 751626-A	4-1/2" x 17" 798148-7						
Pointed Spade Breaks clay, dirt, and hard ground quickly		4-3/4" x 19" B-10300		4-1/2" x 16" 751107-A								
Ground Rod Driver Drives ground rods into the ground	1" I.D. x 2-1/4" x 16" 751102-A	3/4" x 2-3/4" x 10" A-51057		3/4" I.D. x 2-3/4" x 10" 751105-A	3/4" I.D. x 2-3/4" x 10" 751108-A	3/4" I.D. x 2-3/4" x 10" 751109-A 13/16" Ground Rod Driver 798132-2						
Spike/Pin Driver Drives spikes, anchoring pins, tent stakes, and more	1-3/4" I.D. x 14-1/2" 751101-A											
Tamper Shank Tamps asphalt and compacts dirt (use with corresponding plate)	15-1/2" 751103-A											
Tamper Plate Tamps asphalt and compacts dirt (use with tamper shank)	6" x 6" Square 751710-A 8" x 8" Square 751711-A	7-7/8" Round (Shank & Plate) A-31485										



HAMMER GREASE

Description

Part #

Hammer Grease, 1 oz.

- Use with all Makita Rotary and Demolition Hammerss

Hammer Grease, 100ml

- For use with all brands and types of bits for rotary and demolition hammers

A-90582

194683-7

HAMMER GREASE

Description

Part



Hammer Grease, 1 oz.

- Use with all Makita Rotary and Demolition Hammers

A-90582

Hammer Grease, 100ml

- For use with all brands and types of bits for rotary and demolition hammers

194683-7

DRILL BITS

Black Oxide Drill Bits

- Designed exclusively for high-torque impact drivers
- 135° split point geometry for fast starts and reduced walking
- 1/4" hex shank works directly with impact drivers and driver-drills
- Durable one piece design
- Black oxide coating for added corrosion resistance
- High Speed Steel (HSS) construction for added durability and long life
- For drilling holes in ferrous metal, wood, plastic, non-ferrous metal and cast iron



Diameter	Length	Shank	Part #
1/8"	2-9/16"	1/4" Hex	A-97748
9/64"	2-3/4"		A-97754
5/32"	2-3/4"		A-97760
11/64"	2-15/16"		A-97776
3/16"	2-15/16"		A-97782
13/64"	3"		A-97798
7/32"	3"		A-97807
1/4"	3-1/8"		A-97813
5/16"	3-15/16"		A-97829
3/8"	3-15/16"		A-97835
1/2"	3-15/16"		A-97841

Titanium Bits

- 135° split point geometry for fast starts and reduced walking
- Titanium nitride (TiN) coating lasts 2.5X longer than non-coated bits
- Fully ground for easy chip removal and long life



Diameter	Length	Shank	Part #
1/8"	3-15/32"	1/4" Hex	D-23880
5/32"	3-13/16"		D-23905
3/16"	4-7/32"		D-23911
1/4"	4-3/4"		D-23927
5/16"	4-1/2"		D-23933
3/8"	5"		D-23949

5 Pc. Titanium Coated Drill Bit Set 1/4" Hex Shank

- For drilling holes in ferrous metal, wood, plastic, non-ferrous metal, cast iron and stainless steel



- 5-Pc. Set Includes: 1/8", 5/32", 3/16", 1/4", 5/16" D-35318

Masonry Bits

- Hex shank design for quick and convenient bit changes
- For drilling holes in masonry and brick



Diameter	Length	Shank	Part #
1/8"	3"	1/4" Hex	D-24038
3/16"	3-11/32"		D-24044
1/4"	4"		D-24050

5 Pc. Masonry and Metal Drill Bit Set 1/4" Hex Shank

- Includes bits for drilling in metal and masonry materials



- 5-Pc. Set Includes: 3/16", 1/4" (Masonry) 1/8", 3/16", 1/4" (Metal/Wood) D-23765

Multi-Purpose Bits


- Hex shank design for quick and convenient bit changes
- For drilling holes in masonry and brick



Diameter	Length	Shank	Part #
5/32"	3"	Round	B-69004
3/16"	6"	Round	B-69010
1/4"	6"	1/4" Hex	B-69026
5/16"	6"	1/4" Hex	B-69032
3/8"	6"	1/4" Hex	B-69048
1/2"	6"	1/4" Hex	B-69054
5/8"	6"	1/4" Hex	B-69060

5 Pc. Assorted Multi-Purpose Bit Set

- For drilling into wood, metal, plastic, ceramic, and other masonry materials using a driver-drill or impact driver



- 5-Pc. Set Includes: 5/32"x3", 3/16"x6" (Round) 1/4"x6", 3/8"x6", 1/2"x6" (Hex Shank) B-69076

Diamond Drill Bits, Hex Shank

- Sintered diamond bit for drilling through ceramic, porcelain, marble and granite tiles



Diameter	Length	Part #
1/4"	2-11/64"	E-11695
3/4"	2-3/4"	E-11732
1/2"	2-9/16"	E-11726
5/16"	2-11/64"	E-11704
3/8"	2-9/16"	E-11710
1"	2-3/4"	E-11748

Ultra Fast Drill Bits


- Technologically advanced split point design
- Aggressive chisel rake angles for faster drilling



Diameter	Description	Part #
27/64"	3/8" Reduced Shank	711361-A
29/64"	3/8" Reduced Shank	711363-A
29/64"	5-5/8" Overall Length	T-01002
31/64"	Scw Extractor #1	711357-A
3/8"	Shank	X
1"	Shank	X

Glass & Tile Bits

- Hex drive on bit connects with drive sleeve, allowing for a quick change from drilling holes to driving anchors



Diameter	Length	Shank	Part #
1/4"	4"	3 Flat	B-68959
5/16"	4"	3 Flat	B-68965
3/8"	4"	3 Flat	B-68971
1/2"	4"	3 Flat	B-68987
1/8"	3"	Round	B-68937
3/16"	3"	Round	B-68943

5 Pc. Assorted Glass and Tile Bit Set

- Glass and Tile drill bits feature spade shaped high grade carbide tips for drilling holes in glass and tile using a driver-drill

- 5-Pc. Set Includes: 3" Round Shanks: 1/8", 3/16" 4" 3-Flat Shanks: 1/4", 3/8", 1/2" B-68993

Self Feed Bits

- Used by plumbers, electricians and other tradesmen for boring holes for pipe and conduit in wood
- Outlining spurs accurately define hole diameter
- Threaded screw point pulls the bit into the work providing a fast, easy to use self feeding action
- 7/16" heavy-duty shank



Diameter	For Pipe Diameter	Part #
1"		D-29935
1-1/8"	1/2"	D-29957
1-1/4"	3/4"	D-29963
1-3/8"		D-29979
1-1/2"	1"	D-29985
1-3/4"	1-1/4"	D-29991
2"		D-30003
2-1/8"	1-1/2"	D-30019
2-1/4"		D-30025
2-9/16"	2"	D-30031
3"		D-30047

Description	Part #
Double ended screw point for bit 1" to 3"	D-30156

Countersink Drill Bits

- Drills pilot holes, countersinks and counterbores in one easy operation for a flush finish in wood



Description	Drill Size	Part #
#6 (with Hex wrench)	9/64"	A-99677
#6 Replacement	9/64"	A-99714
#8 (with Hex wrench)	11/64"	A-99683
#8 Replacement	11/64"	A-99720
#10 (with Hex wrench)	3/16"	A-99699
#10 Replacement	3/16"	A-99736
#12 (with Hex wrench)	7/32"	A-99708
#12 Replacement	7/32"	A-99742

3-pc. (#6, #8, #10) Countersink w/ Drill Bit Set (with Hex wrench)



Description	Part #
3-Pc. Bit Set Includes: #6 (9/64"), #8 (11/64"), #10 (3/16"), Hex Wrench	A-99661

High Speed Steel Step Drill Bits



Increments	Shank	Part #
1/8", 5/32", 3/16", 7/32", 1/4", 9/32", 5/16", 11/32", 3/8", 13/32", 7/16", 15/32", 1/2"	1/4"	711492-A
1/4", 5/16", 3/8", 7/16", 1/2", 9/16", 5/8", 11/16", 3/4"	1/4"	711493-A
1/4", 7/8", 1-1/8"	1/4"	711494-A
1/4", 1/2"	1/4"	711495-A
1/4", 7/8"	1/4"	711496-A
9/16", 5/8", 11/16", 3/4", 13/16", 7/8", 15/16", 1"	1/4"	711497-A

Carbide-Tipped Percussion Masonry Hammer Drill Bits

- Carbide-tipped for long life
- Wide roll forged flutes for longer useful drilling length and rapid dust removal
- Resharpenable for extended life



Diameter	Overall Length	Part #
1/8"	3"	B-68719
5/32"	6"	B-68725
3/16"	3-1/2"	B-68731
3/16"	6"	B-68747
7/32"	6"	B-68753
1/4"	4"	B-68769
1/4"	6"	B-68775
1/4"	12"	B-68781
5/16"	6"	B-68797
5/16"	12"	B-68806
3/8"	6"	B-68812
3/8"	12"	B-68828
7/16"	6"	B-68834
1/2"	6"	B-68840
1/2"	12"	B-68856
9/16"	6"	B-68862
5/8"	6"	B-68878
5/8"	12"	B-68884
3/4"	6"	B-68890
3/4"	12"	B-68909
7/8"	12"	B-68915

5 Packs		
5/32"	6"	B-60850
3/16"	6"	B-60866
1/4"	6"	B-60872

5 Pc. Assorted Carbide Tipped Percussion Masonry Hammer Drill Bit Set



- Set includes the following 6" long bits: (1) 5/32", (1) 3/16", (1) 1/4", (1) 5/16", (1) 3/8" Masonry Hammer Drill Bits E-10643

7 Pc. Assorted Carbide Tipped Percussion Masonry Hammer Drill Bit Set



- Set includes the following 6" long bits: (1) 5/32", (2) 3/16", (2) 1/4", (1) 5/16", (1) 3/8" Masonry Hammer Drill Bits E-10659

SHIP AUGER BITS

Ship Augers

- Features quick release hex shank for fast insertion or removal
- Cutting edge quickly cuts through wood with maximum efficiency
- Thick edge easily cuts through nails



Diameter	Length	Shank	Part #
3/8"	6"	5/16" Hex	D-35673
1/2"			D-35695
5/8"			D-35710
11/16"			D-35726
3/4"		7/16" Hex	D-35732
13/16"			D-35748
7/8"			D-35754
15/16"			D-35760
1"			D-35776
1-1/16"			D-35782
1-1/8"			D-35798
1-1/4"	18"	5/16" Hex	D-35807
1-3/8"			D-35813
1-1/2"			D-35829
7/16"			D-35841
1/2"		7/16" Hex	D-35857
9/16"			D-35863
5/8"			D-35879
11/16"			D-35885
3/4"			D-35891
13/16"			D-35900
7/8"			D-35916
15/16"			D-35922
1"			D-35938
1-1/16"			D-35944
1-1/8"			D-35950
1-1/4"			D-35966
1-3/8"			D-35972
1-1/2"			D-35988

Ship Auger Extensions

- Set screw design ensures a tight connection in the most demanding of applications
- Attaches to hex shank drill bits to allow deeper drilling in wood
- High strength steel construction for long life




Length	Shank	Part #
5-1/2"	7/16" Hex	D-35645
12"	7/16" Hex	D-35651
18"	7/16" Hex	D-35639

INDUSTRIAL CARBIDE-TIPPED HOLE SAWS

Cobalt center bit ideal for use in metal including stainless steel, galvanized iron and aluminum

Specially designed carbide tips for cutting clean holes



Shoulder engineered to prevent "punching through" the material

Industrial Carbide-Tipped Hole Saws

- Lasts 15X longer and drills 2.6x faster than Bi-M hole saws
- Specially designed carbide tips for cutting clean holes
- Max. cutting depth of 1/8" with 2-1/2" overall length



Expandable Range of Applications Type "C": Cobalt (Included)

- Stainless Steel
- Galvanized Iron
- Aluminum, etc.

Diameter	Part #	Center Bits Type C Part #
5/8"	714070-A	714086-A
3/4"	714071-A	
7/8"	714073-A	
1"	714074-A	
1-1/8"	714075-A	
1-1/4"	714077-A	
1-3/8"	714078-A	
1-1/2"	714079-A	
1-3/4"	714080-A	
2"	714081-A	
2-1/8"	714092-A	
2-1/4"	714082-A	
2-1/2"	714083-A	
3"	714085-A	

BI-METAL HOLE SAWS



Bi-Metal Hole Saws

1 2 3

Use below with Arbor #: 714060-B, 714061-A or 714062-B which have 1/2" - 120 thread

Diameter	Pipe Entrance Size	Pipe Tap Size	Mild Steel RPM	Part #
5/8"	1/2"	3/4"	530	714002-A
3/4"			460	714004-A
3/4"			460	714004-B (Carded)
7/8"			390	714006-A
15/16"			370	714007-A
1"			350	714008-A
1-1/16"			325	714009-A
1-1/8"			300	714010-A
1-3/16"			285	714011-A
1-1/2"				

4 5

Use below with Arbor #: 714063-A or 714065-A which have 5/8" - 18 thread

Diameter	Pipe Entrance Size	Pipe Tap Size	Mild Steel RPM	Part #
1-1/4"	1"	1-1/4"	275	714012-A
1-5/16"			260	714013-A
1-3/8"			250	714014-A
1-1/2"			230	714016-A
1-5/8"			210	714018-A
1-3/4"			195	714020-A
1-7/8"			180	714022-A
2"			170	714023-A
2-1/16"			165	714024-A
2-1/8"			160	714025-A
2-1/4"	2"	2"	150	714026-A
2-3/8"			140	714028-A

5

Use below with Arbor #: 714065-A which has 5/8" - 18 thread

Diameter	Pipe Entrance Size	Pipe Tap Size	Mild Steel RPM	Part #
2-1/2"	2"	2-1/2"	135	714029-A
2-5/8"			130	714031-A
2-3/4"			125	714032-A
2-7/8"			120	714033-A
3"			115	714034-A
3-1/8"			110	714035-A
3-1/4"			105	714036-A
3-1/2"			95	714038-A
3-5/8"			95	714039-A
3-3/4"			90	714040-A
4"	3-1/2"	3-1/2"	85	714042-A
4-1/8"			85	714043-A
4-1/4"			80	714044-A
4-1/2"			75	714046-A
4-3/4"			70	714047-A
5"			65	714048-A
6"			55	714050-A

HOLE SAW ARBORS

Hole Saw Arbors

1



1/2" - 20

1/4" Hex

714060-A

Hole Saw Arbors w/ Pilot Drill

2



1/2" - 20

3/8" Hex

714061-A

3



1/2" - 20

7/16" Hex

714062-A

4



5/8" - 18

3/8" Hex

714063-A

5



5/8" - 18

7/16" Hex

714065-A

12" Extension for 7/16" Shank Arbors



- Convenient accessory extends the reach of the hole saw by 12"

714067-A

Replacement Pilot Drill



- 2-3/4" x 1/4" Shank

714069-A

- 4-1/2" x 1/4" Shank

714069-A

Adapter Nut




- Converts 1/2" - 20 (hex shanks) to 5/8" - 18

714059-A

MAX EFFICIENCY

CUTS FASTER | MORE CUTS PER CHARGE



THE NEXT GENERATION OF ACCESSORIES

ENGINEERED TO DELIVER OPTIMAL & EFFICIENT CUTTING SOLUTIONS

CARBIDE-TIPPED SAW BLADES

Diameter	Blade Type	No. Teeth	Part #	3/pk Part #	10/pk Part #
3-3/8"	General Purpose	20T	A-95021	—	—
	General Purpose	24T	721005-A	—	—
4-3/8"	General Purpose	12T	A-90093	—	—
	General Purpose	24T	721107-6A	—	—
5-3/8"	General Purpose	16T	A-94904	—	—
5-1/2"	General Purpose	18T	792335-0	—	—
For Use with Cordless Plunge Saws					
6-1/2"	Crosscutting	48T	B-07353*	—	—
	General Purpose	28T	A-99960	—	—
	Corian®	48T	A-98809	—	—
	Crosscutting	48T	A-99932	—	—
	Aluminum	56T	A-99976	—	—
	Crosscutting	56T	B-57342	—	—
	Crosscutting	60T	A-99982	—	—
	Crosscutting	60T	A-99998	—	—
6-1/2"	General Purpose	16T	T-01395	—	—
	Framing	16T	D-67016	—	—
	General Purpose	24T	A-85092	—	—
	General Purpose	24T	D-67022	—	—
	Framing	24T	T-01404	—	—
	Framing	25T	B-62963	—	—
	General Purpose	40T	T-01410	—	—
	Crosscutting	40T	A-90314	—	—
	Fine Finish	40T	D-67038	—	—
	General Contractor	16T	—	—	A-90009-B-10
7-1/4"	Framing	24T	B-61656	B-61656-3	B-61656-10
	General Contractor	24T	D-45989	—	D-45989-10
	Framing	24T	—	—	A-94839-10
	Ultra-Coated Framing	24T	—	—	A-94530-10
	Fine Crosscutting	40T	721251-A	—	—
	Fine Crosscutting	40T	D-67044	—	—
	Fine Crosscutting	45T	B-68585	—	—
	Metal/General Purpose	45T	E-12815	—	—
8-1/4"	Framing	24T	D-21521	—	—
	Fine Crosscutting	40T	792377-A	—	—
9-1/4"	Framing	24T	E-01965	—	—
10-1/4"	Framing	24T	A-94910	—	—
	Framing	24T	E-07272	—	—
12"	Metal/General Purpose	63T	E-12033	—	—
	Beam & Timber	32T	A-90956	—	—
16-5/16"	Beam & Timber	60T	792118-8	—	—

*Can be used with both corded and cordless models

2-Pc. 6-1/2" Carbide-Tipped Circular Saw Blade Set



- 1 ea. 16T (part no. T-01395) and 24T (part no. T-01404) 6-1/2" Carbide-Tipped Circular Saw Blade

T-01426

FIBER-CEMENT SAW BLADES

Diameter	Blade Type	No. Teeth	Part#
4"	Carbide-Tipped	16T	A-90439
7-1/4"	Carbide-Tipped	28T	A-90451
	Diamond Tipped	4T	A-95124
10"	Diamond Tipped	6T	A-95130
12"	Diamond Tipped	8T	A-95146

TABLE SAW BLADES

Diameter	Blade Type	No. Teeth	Part#
10"	Table Saw	24T	792736-2
	Carbide-Tipped Table Saw	32T	A-94948

MAX EFFICIENCY MITER SAW BLADES

Diameter	Blade Type	No. Teeth	Part #
6-1/2"	Crosscutting / Lumber & Plastics	60T	B-69842
7-1/2"	Crosscutting/Plywood	25T	E-11112
	Crosscutting/Lumber	45T	E-11128
	Cutting/Molding	60T	E-11134
8-1/2"	Ripping/Crosscutting	45T	E-06965
9-1/4"	Framing	24T	E-01965
10"	Ultra Plus Premium Ripping/Crosscutting	45T	B-62103
	Ultra Plus Premium Smooth Crosscutting	60T	B-66961
	Ultra Plus Premium Fine Finish Crosscutting	80T	B-66977
	Ultra Plus Premium Ripping/Crosscutting	60T	B-66983
12"	Ultra Plus Premium Smooth Crosscutting	80T	B-66999
	Ultra Plus Premium Fine Finish Crosscutting	100T	B-67000

PREMIUM ULTRA-COATED MITER SAW BLADES

- Ultra-coated blade provides reduced pitch build-up
- Ultra-coated blades feature resin bond filled laser cut slots for quiet and smooth cutting



Diameter	Blade Type	No. Teeth	Part#
6-1/2"	Carbide-Tipped Ultra-Thin Kerf	64	A-99948
7-1/2"	Crosscutting	40	A-90912
	Crosscutting	40	A-90629
8-1/2"	Crosscutting	72	A-94487
	Crosscutting	48	A-95934
10"	Premium Crosscutting (Ultra-Coated)	40	A-94758
	Premium Smooth Crosscutting (Ultra-Coated)	60	A-94764
	Premium Fine Crosscutting (Ultra-Coated)	80	A-94770
12"	Premium Crosscutting (Ultra-Coated)	40	A-94786
	Premium Crosscutting (Ultra-Coated)	60	A-94792
	Premium Smooth Crosscutting (Ultra-Coated)	80	A-94801
	Premium Ultra-Fine Crosscutting (Ultra-Coated)	100	A-94817
14"	Crosscutting	80	792297-7A

MICRO-POLISHED MITER SAW BLADES

Diameter	Blade Type	No. Teeth	Part#
10"	Polished General Purpose	40T	D-65458
	Polished Ultra-Fine Crosscutting	100T	D-65486
	Wood, Construction Lumber, Plastics	40T	A-93669
10"	Wood, Particleboard, Laminates	60T	A-93675
	Smooth Crosscutting	60T	D-65464
	Wood, Hardwood, Plywood	70T	A-93550
	Wood, Hardwood, Plywood	80T	A-93681
	Fine Crosscutting	80T	D-65470
12"	Precision Cutting	40T	A-93706
	Crosscutting	60T	A-93712
	Crosscutting	80T	A-93728
	Crosscutting	100T	A-93734

Polished

Micro-Polished

Micro-Polished


STEEL SAW BLADES

Diameter	Blade Type	No. Teeth	Part#
3-3/8"	General Purpose	50T	721003-8
	Thin Material	50T	792299-8
16-5/16"	General Purpose	50T	792116-2

PLANER BLADE SETS

Double Edged High-Speed Steel

- High Speed Steel for faster cuts and longer life
- Double edged planer blade for longer life
- Includes 2 blades



Size	Description	Part #
2"	Double Edged High-Speed Steel	A-85400
	High-Speed Steel	D-46230
3-1/4"	Tungsten-Carbide	D-17223
	Double Edged Tungsten-Carbide	D-46246
	Double Edged Tungsten-Carbide	D-17239
4-3/8"	High-Speed Steel	D-71211
	High-Speed Steel	793008-8
	Tungsten-Carbide	D-17245
6-1/8"	High-Speed Steel	D-63915
	High-Speed Steel	793186-4
6-3/4"	High-Speed Steel	D-63666
	High-Speed Steel	793186-4
12"	High-Speed Steel	199910-7
	Double Edged High-Speed Steel	793346-8
12-1/4"	Double Edged High-Speed Steel	B-02870
15-5/8"	High-Speed Steel	793019-3

JIG SAW BLADES

"T" (Tang) Shank



Fits all "T" (Tang) Shank Jig Saws

Expertly ground, reinforced teeth engineered for clean, fast cuts and reduced blade stress

Length	Cutting Length	Blade Type	TPI	5/Pkg. Part #
	1-3/4"	#B-18	14	792470-4
	2"	#B-23	14	792474-6
	2"	#B-14	18	792466-5
3"	2"	#B-15	18	792467-3
	2"	#B-22	24	792473-8
	2"	#B-27	24	792478-8
	2"	#B-24	32	792475-4
3-1/2"	2-1/2"	#B-19	12	792471-2
	2-1/2"	#51	24	792428-3
	2-3/4"	#B-17	6	792469-9
	2-3/4"	#B-26	9	792477-0
3-7/8"	3"	#B-25	9	792476-2
	3"	#B-11	9	792463-1
	3"	#B-21	12	792472-0
	2-3/4"	#B-16	6	792468-1
	3-1/8"	#B-12	6	792464-9
	3-1/8"	#59	8	792430-6
4-1/8"	3-1/8"	#58	8	792429-1
	3-1/8"	#B-13	8	792465-7
	3-1/8"	#B-10	9	792529-7
	3-1/8"	BR-13	9	792729-9
7-1/8"	5-7/8"	#B-16L	6	792730-4

INDUSTRIAL RECIPROCATING SAW BLADES

BIM
Bi-Metal

Lasts **10X** Longer
than HCS blades

DEMOLISHER™

Demolition Recipro Saw Blades

Blade Thickness	Application
.035"	Flexible and Standard
.050"	Heavy-Duty
.062"	Demolition

.062" thickness increases resistance to bending

Additional 7/8" width increases blade life

First tooth consistently centered on each blade for straight plunge cuts

Fully reinforced teeth minimizes teeth breakage

Cobalt content set to maximize blade durability and wear in high impact demolition applications

	Length	Width	Thickness	TPI	Part #
Demolition	6"	7/8"	.062"	6	723072-A-3 (3/pk)
		7/8"	.062"	8/10	723075-A-3 (3/pk)
	9"	7/8"	.062"	6	723073-A-3 (3/pk), 723073-A-25 (25/pk)
		7/8"	.062"	8/10	723076-A-3 (3/pk), 723076-A-25 (25/pk)
	12"	7/8"	.062"	6	723074-A-3 (3/pk)
		7/8"	.062"	8/10	T-02048 (3/pk)

Wood Cutting

	4"	3/4"	.035"	6	B-20432 (5/pk)
		3/4"	.050"	6	723050-A-5 (5/pk)
	6"	3/4"	.050"	6	723058-A-5 (5/pk)
		3/4"	.050"	6	723054-A-5 (5/pk), 723054-A-100 (100/pk)
	9"	3/4"	.050"	3	723053-A-5 (5/pk)
		3/4"	.050"	6	723052-A-5 (5/pk), 723055-A-5 (5/pk), 723055-A-25 (25/pk), 723055-A-100 (100/pk)
	12"	3/4"	.050"	6	723056-A-5 (5/pk), 723056-A-25 (25/pk), 723056-A-100 (100/pk)
		3/4"	.050"	6	723051-A-5 (5/pk)

All-Purpose

	6"	3/4"	.035"	10	723064-A-5 (5/pk), 723064-A-25 (25/pk)
		3/4"	.035"	10/14	723068-A-5 (5/pk)
	9"	3/4"	.035"	10/14	723070-A-5 (5/pk), 723070-A-100 (100/pk)
		3/4"	.035"	10/14	723071-A-5 (5/pk), 723071-A-25 (25/pk)

Metal Cutting

	3-1/2"	Scroll	.035"	18	723061-A-5 (5/pk)
		3/4"	.035"	14	723062-A-5 (5/pk)
	4"	3/4"	.035"	18	723063-A-5 (5/pk)
		3/4"	.035"	14	723065-A-5 (5/pk), 723065-A-100 (100/pk)
	6"	3/4"	.035"	18	723066-A-5 (5/pk), 723066-A-25 (25/pk), 723066-A-100 (100/pk)
		3/4"	.035"	24	723067-A-5 (5/pk), 723067-A-25 (25/pk)
	9"	3/4"	.035"	18	723069-A-5 (5/pk)

Specialty

	6"	3/4"	.050"	6	723060-A-5 (5/pk)
	8"	3/4"	.040"	Coarse	723077-A-2 (2/pk)

Cordless

	6"	3/4"	.035"	Progressive	723079-A-5 (5/pk)
		3/4"	.035"	Progressive	723082-A-5 (5/pk)
		3/4"	.035"	Progressive	723083-A-5 (5/pk)
		3/4"	.050"	Progressive	723080-A-5 (5/pk)
	8"	3/4"	.035"	Progressive	723081-A-5 (5/pk)
		3/4"	.050"	Progressive	723078-A-5 (5/pk)

Reciprocating Blade Sets



- 6-Pc. Bi-Metal Pack
(1) each: 6723054-A, 723064-A,
723066-A, 723061-A, 723079-A,
723080-A

723086-A-A

BURR-FREE CUTTING

Cool to the Touch & Less Cost Per Cut


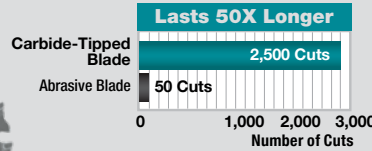


Carbide tooth Design for longer cutting life



Ultra Thin Kerf for faster more efficient cutting

Modified Triple Chip Grind for increased efficiency and life



Cutting test performed in 2" x 2" x 1/4" Angle Iron

FERROUS METAL CUTTING BLADES



Diameter	Blade Type	No. Teeth	Part #
5-3/8"	Ferrous Metal	30T	A-95037
	Ferrous Metal	36T	B-64179
	Ferrous Metal - Thin Gauge	45T	B-69238
	Ferrous Metal - Thin Gauge	50T	A-94524
5-7/8"	Ferrous Metal	32T	E-02951
	Ferrous Metal	32T	A-96095
6-1/4"	Ferrous Metal	52T	A-96104
	Ferrous Metal	46T	A-90685
7-1/4"	Ferrous Metal - Thin Gauge	56T	A-90691
	Ferrous Metal	36T	A-93815
	Ferrous Metal	38T	A-93821
	Ferrous Metal	48T	A-93837
12"	Ferrous Metal - Thin Gauge	70T	A-93843
	Ferrous Metal	60T	A-90532
	Ferrous Metal	60T	A-90722**
14"	Ferrous Metal - Thin Gauge	78T	A-90875
	Ferrous Metal - Thin Gauge	70T	A-97592
	Ferrous Metal - Thin Gauge	90T	A-97601

**Quiet Cutting

MAX EFFICIENCY CUTTING BLADES



Diameter	Blade Type	No. Teeth	Part #
4-5/16"	Cermet-Tipped Rebar and Steel Rods	24T	E-11106
5-3/8"	Carbide-Tipped Metal/General Purpose	30T	B-69222
5-7/8"	Carbide-Tipped Metal/General Purpose	33T	B-69244
	Carbide-Tipped Thin Metal	48T	B-69250
7-1/4"	Carbide-Tipped Metal/General Purpose	45T	E-12815
	Carbide-Tipped Metal/Stainless Steel	60T	E-12821
12"	Carbide-Tipped Metal/General Purpose	63T	E-12033

ALUMINUM CUTTING BLADES

Carbide Tipped Ultra-Thin Kerf, Aluminum

- High grade Tungsten carbide tips for durability
- Up to 70% more cuts per charge compared to standard blades



Diameter	Blade Type	No. Teeth	Part #
4-5/8"	Aluminum Grooving, 90°	6T, 2mm	A-99926
	Aluminum Grooving, 90°	6T, 3mm	A-96132
	Aluminum Grooving, 135°	6T, 3mm	A-96148
5-3/8"	Carbide-Tipped, Aluminum	50T	A-95940
5-7/8"	Carbide-Tipped, Aluminum	52T	A-96126
6-1/2"	Carbide-Tipped Ultra Thin Kerf, Aluminum	60T	A-99954

STAINLESS STEEL CUTTING BLADES

Japanese Ultra-Thin Kerf

- Japanese ultra-thin kerf (.043") and special-grade alloy design provides smoother cuts with less drag on the motor and minimal material loss
- Special Triple Chip Grind (TCG) design provides cleaner cuts



Diameter	Blade Type	No. Teeth	Part #
5-3/8"	Stainless Steel - Thin Gauge	56T	A-95794
5-7/8"	Stainless Steel - Thin Gauge	60T	A-96110
7-1/4"	Stainless Steel - Thin Gauge	64T	A-95875
12"	Stainless Steel	76T	A-91039

CUTTER BLADE SETS

Cutter Blade Set



- 4-way rotatable cutting blade provides up to 4,000 cuts before needing to be replaced
- Model: XCS01

SC09002030

Cutter Blade Set



- Industrial design for smoother cutting during rebar applications
- Model: XCS04

SC09002470

1/4" Cutter Blade Set



- Spark-free cutting for clean, burr-free cuts allowing for easy threading
- Cuts 1/4" mild steel and 1/4" stainless steel coarse thread rod
- Model: XCS03

199444-0

COMPACT BAND SAW ACCESSORIES

Bi-Metal Sub-Compact Portable Band Saw Blades



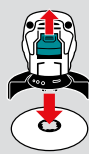
Bi-Metal Compact Portable Band Saw Blades



Bi-Metal Portable Band Saw Blades



Length	No. Teeth	Part #
28-3/4"	14T	E-08729
	14T	E-08735 (5/pk)
	18T	E-04139
	18T	E-08741 (5/pk)
	24T	E-06264
32-7/8"	24T	E-08757 (5/pk)
	14T	B-40543 (5/pk)
	18T	A-97570
	18T	B-40559 (5/pk)
44-7/8"	24T	B-40565 (5/pk)
	10T	E-13225
	14T	T-05614 (3/pk)
	18T	T-05608 (3/pk)
	24T	T-05599 (3/pk)



UP TO
5X
ACCESSORY
CHANGES



**BACKWARDS
COMPATIBLE**

Most X-LOCK wheels are compatible with standard 7/8" arbors



**TOOL-LESS
SYSTEM**

Easy click-mount and release lever for tool-less accessory changes



**QUICK
CHANGE**

Minimizes downtime between accessory changes with no parts to lose

X-LOCK WIRE BRUSHES & WHEELS

Description	Diameter	Arbor	Construction	Max RPM	Part #
Crimped Bevel Brush	4"	7/8"	Carbon Steel	12,500	D-73190
Crimped Wheel Brush	4-1/2"	7/8"	Carbon Steel	12,500	D-72665
Crimped Cup	3"	7/8"	Carbon Steel	12,500	D-72671
			Stainless Steel	12,500	D-72584
Knot Thin Cup	3-1/8"	7/8"	Carbon Steel	12,500	D-72615
Knot Cup	3-1/8"	7/8"	Carbon Steel	12,500	D-72578
Full Cbl Knotted Twist Wire Wheel	4-1/2"	7/8"	Carbon Steel	12,500	D-72643
			Stainless Steel		D-72590
Stringer Bead Twist Wire Wheel	4-1/2"	7/8"	Carbon Steel		D-72659
			Stainless Steel		D-72609

WIRE BRUSHES & WHEELS

Description	Diameter	Arbor	Construction	Max RPM	Part #
Crimped Wire Cup Brush	3"	M10 x 1.25	Carbon Steel	13,500	A-98382
		5/8" - 11	Carbon Steel	12,500	A-98398
	4"	5/8" - 11	Carbon Steel	8,500	A-98407
	6"	5/8" - 11	Carbon Steel	6,600	A-98413
Crimped Wheel	4"	5/8" - 11	Carbon Steel	12,500	A-98376
Crimped Wire Wheel for Impact Driver (Hex Shank)	3"	1/4"	Carbon Steel	4,500	B-63074
Crimped End Brush for Drill (Straight Shank)	1"	1/4"	Carbon Steel	4,500	B-63030
Bevel Brush	3-3/8"	M10 x 1.25	Carbon Steel	13,500	A-98631
		5/8"-11	Carbon Steel	12,500	A-98647
Knotted End Brush for Drill (Straight Shank)	1/4"	1/4"	Carbon Steel	4,500	B-63052
Wire Cup Brush for Impact Driver (Hex Shank)	3"	1/4"	Carbon Steel	4,500	B-63080
Knot Cup	2-3/4"	5/8"-11	Carbon Steel	12,500	A-98429
		5/8"-11	Stainless Steel		A-98435
		M10 x 1.25	Carbon Steel	13,500	A-98441
		M10 x 1.25	Stainless Steel		A-98457
	4"	5/8"-11	Carbon Steel	8,500	A-98463
		5/8"-11	Carbon Steel	-	743208-0A
	6"	5/8"-11	Carbon Steel	6,600	A-98479
Knot Twist Wire Wheel	4"	M10 x 1.25	Carbon Steel	13,500	A-98653
		5/8"-11	Carbon Steel	12,500	A-98669
Knot Full Cable Twist Wheel	4"	M10 x 1.25	Carbon Steel	12,500	A-98550
		5/8" - 11	Carbon Steel	12,500	A-98572
		5/8" - 11	Carbon Steel	12,500	A-98594
		5/8" - 11	Stainless Steel	12,500	A-98588
		5/8" - 11	Carbon Steel	12,500	A-98485
		5/8" - 11	Stainless Steel	12,500	A-98491
Stringer Bead Twist Wheel	4"	M10 x 1.25	Carbon Steel	13,500	A-98407
		M10 x 1.25	Stainless Steel	13,500	A-98516
	5"	5/8" - 11	Carbon Steel	12,500	A-98522
	6"	5/8" - 11	Carbon Steel	8,500	A-98538

Adapter



- Allows cup or wheel with 5/8"-11 arbors to fit M10 x 1.25 arbors

Small Adapter



- Allows cup or wheel with 5/8"-11 arbors to fit M10 x 1.5 arbors

X-LOCK GRINDING WHEELS

Description	Diameter	Thickness	Arbor	1/Pkg. Part #
X-LOCK Wheels	4-1/2"			E-00424
		1/4"	7/8"	E-00430
	5"			E-00468
				E-00452

X-LOCK FLAP DISCS

- 100% premium zirconium abrasive grain provides consistent high cut rate, faster material removal and long life
- Up to 40% greater stock removal and up to 25% longer life than competitive flap discs



Description	Diameter	Grit	1/Pkg. Part #	3/Pkg. Part #
Grinding & Polishing	4-1/2"	40	T-03894	T-03894-3
		60	T-03903	T-03903-3
		80	T-03919	-
Blending & Finishing	4-1/2"	40	T-03925	-
		60	T-03931	-
		80	T-03947	-
		120	T-03953	-

INOX GRINDING WHEELS

- Aggressive composition for faster material removal
- Innovative design for reduced noise
- Reduced vibration for superior user experience



Diameter	Thickness	Arbor	1/Pkg. Part #	5/Pkg. Part #	10/Pkg. Part #	25/Pkg. Part #
4"		7/8"	-	-	-	A-96039-25
4-1/2"		5/8"-11	A-95984	A-95984-5	-	A-95984-25
		7/8"	A-95956	A-95956-5	-	A-95956-25
		5/8"-11	A-95990	A-95990-5	-	A-95990-25
5"	1/4"	7/8"	A-95962	A-95962-5	-	A-95962-25
		5/8"-11	A-96001	A-96001-5	-	A-96001-25
6"		7/8"	A-95978	A-95978-5	-	A-95978-25
7"		7/8"	A-96045	-	A-96045-10	-
9"		7/8"	A-96051	-	A-96051-10	-

GRINDING WHEELS

- General Purpose - Ideal for grinding ferrous metal
- Constructed with aluminum oxide grade A24



Description	Diameter	Thickness	Arbor	1/Pkg. Part #	5/Pkg. Part #	10/Pkg. Part #	25/Pkg. Part #
General Purpose Metal Depressed Center Wheels	4"	3/16"	5/8"	741402-8-1	741402-8	-	741402-B-25
		1/4"	5/8"	741402-9-1	741402-9AP	-	741402-C-25
		3/16"	5/8"	741405-2-1	741405-2P	-	-
	4-1/2"	1/4"	7/8"	741423-0-1	741423-0	-	741423-B-25
				741424-8-1	741424-B	-	-
	5"	1/4"	7/8"	741407-8-1	-	-	741407-B-25
	7"	1/4"	7/8"	741413-3	-	741413-B-10	-
	9"	1/4"	7/8"	-	-	741413-B-10	-
	4-1/2"			-	-	741416-B-10	-
Hubbed General Purpose Metal Wheels	5"	1/4"	5/8"	-	-	741417-B-10	-
	7"		- 11"	-	-	741414-B-10	-
	9"			-	-	741415-B-10	-
Masonry Depressed Wheels	4-1/2"	1/4"	7/8"	-	-	-	741426-B-25
	5"	1/4"	7/8"	-	-	-	741427-B-25
	7"	1/4"	5/8"	-	-	741428-B-10	-
Straight Wheels	5"	13/16"	13/16"	B-28852	-	-	-
				B-28868	-	-	-

ABRASIVE CUT-OFF WHEELS

- Up to 30% more cuts per charge when compared to 7/64" thick abrasive wheels
- Ultra-thin design is ideal for use with Cordless Cut-Off Saws

Description	Diameter	Arbor	Blade Type	Qty./Pkg.	Part #
Power Cutter	12"	1"	Masonry	10	965-210-611
			Ferrous Metals	10	965-210-621
	14"	1"	Masonry	10	965-210-222
			Ferrous Metals	10	965-210-212
Chop Saw	12"	1"	Ferrous Metals	5	724504-5
			Ferrous Metals	5	A-93859-5
			Ferrous Metals	25	A-93859-25
			Ferrous Metals	5	B-10849-5
	14"	1"	Ferrous Metals	25	B-10849-25
			Heavy Gauge Metal, Angle Iron, Steel Pipe	5	B-57598-5
			Lighter Gauge Metal, Metal Studs	25	B-64705-5
			Ferrous Metals	25	B-64705-25
	16"	1"	Ferrous Metals	5	724701-3
			Ferrous Metals	5	724701-3

FLEX & CUT-OFF WHEELS

Description	Diameter	Thickness	Arbor	Qty./Pkg.	Part #
INOX Thin Cut-Off Wheels	3"	.040"	3/8"	5	D-74821-5
	4"	.040"	5/8"	10	B-12625-10
	4-1/2"	.040"	7/8"	10	B-12631-10
	5"	.040"	7/8"	10	B-12647-10
	6"	1/16" / .060"	7/8"	10	B-12653-10
	7"	1/16" / .060"	7/8"	1	B-12669
	9"	5/64" / .075"	7/8"	10	B-12675-10
		.079"	7/8"	1	E-03012
		.079"	7/8"	1	E-03012
	4"	3/64" / .045"	5/8"	25	724114-A-25
Super Thin Cut-Off Wheels	4-1/2"	3/64" / .045"	7/8"	25	724115-A-25
	5"	3/64" / .045"	7/8"	25	724116-A-25
	6"	1/16" / .045"	7/8"	25	724117-A-25
	6"	1/16" / .045"	7/8"	25	724117-A-25
Cut-Off Wheels	4"	3/32" / .100"	5/8"	1	A-98245
	4"	3/32" / .080"	5/8"	1	A-98215
	16"	1/8"	1"	5	724701-3
X-LOCK Thin Cut-Off Wheels	4-1/2"	.045"	7/8"	1	E-00446
	5"	.045"	7/8"	1	E-00474
Abrasive Cut-Off Wheels	3"	-	3/8"	1	D-74843
	14"	5/32"	1"	5	E-12809-5
Thin Cut-Off Wheels	14"	3/32"	1"	5	E-04983-5
	14"	3/32"	1"	25	E-04983-25
Flex Wheels	4"	1/8"	5/8"	10	741404-OBP
		1/8"	5/8"	10	741404-OCF
	4-1/2"	5/32"	7/8"	1	A-97411
		5/32"	7/8"	25	A-97411-25 (Stainless - INOX)

ULTRA-THIN CUT-OFF WHEELS

- .032" thick for faster cutting and reduced material wastel
- For making cuts in metal and stainless steel pipes, sheet, and channel

Description	Diameter	Thickness	Arbor	Qty./Pkg.	Part #
Flat Center	4"	.032"	5/8"	1	B-46143
		.032"	5/8"	25	B-46143-25
	4-1/2"	.032"	7/8"	1	B-46159
		.032"	7/8"	25	B-46159-25
Depressed Center	5"	.032"	7/8"	1	B-46165
		.032"	7/8"	25	B-46165-25
	4-1/2"	.032"	7/8"	1	A-96431
		.032"	7/8"	25	A-96431-25
	5"	.032"	7/8"	1	A-96447
		.032"	7/8"	25	A-96447-25
	4-1/2"	.032"	7/8"	1	A-96447
		.032"	7/8"	25	A-96447-25

STARLOCK BLADES

Size	Description	Grit	Blade Type	Part #
1-1/4"	Hard Metal/ Tungsten Carbide Tip		Plunge Cut, Metal Cutting	B-67119
	Bi-Metal Curved		Plunge Cut, Japanese Tooth	B-67072
	Bi-Metal Curved		Plunge Cut, Metal Cutting	B-67103
	High Carbon Steel Curved		Plunge Cut	B-67066
2"	High Carbon Steel Flexible		Scraper	B-67131
2-1/2"	Bi-Metal Curved		Plunge Cut	B-67038
3-1/4"	Hard Metal/Tungsten Carbide Coated Rim	30	Grout Removal	B-67147
	Bi-Metal Round		Segmented Saw, Titanium Tooth Coating	B-67125
	High Carbon Steel Round		Segmented Saw	B-67044
	Bi-Metal Round		Segmented Saw	B-67016
1-1/4"	Hard Metal/ Tungsten Carbide Teeth		Plunge Cut, Metal Cutting	E-08492
	Bi-Metal Curved		Plunge Cut	E-08464
	High Carbon Steel Curved		Plunge Cut	E-08486
	Hard Metal/ Tungsten Carbide Teeth		Plunge Cut, Metal Cutting	E-08501
2"	Carbide Coated Rim Grout & Abrasive	40	2-in-1 Plunge & Saw	E-08517
2-1/2"	Bi-Metal Curved		Plunge Cut	E-08470
1-1/4"	Hard Metal/ Tungsten Carbide Teeth		Plunge Cut, Metal Cutting	E-08567
	Bi-Metal Curved		Plunge Cut	E-08523
	High Carbon Steel Curved		Plunge Cut	E-08551
	Bi-Metal Curved		Plunge Cut	E-08539
2-3/4"	Hard Metal/Tungsten Carbide Grout & Abrasive	30	Segmented Saw	E-08604
	Hard Metal/Tungsten Carbide Grout & Abrasive	40	Segmented Saw	E-08610
	Hard Metal/Tungsten Carbide Grout & Abrasive	50	Segmented Saw	E-08595
	Hard Metal/Tungsten Carbide	40	Segmented Saw	E-08626
4"	Bi-Metal		Segmented Saw	E-08545
	High Carbon Steel Tapered		Sealant Removal & Joint Cutter	E-08573
4"	High Carbon Steel		Sealant Removal & Joint Cutter	E-08589

5 Pc. Starlock® Oscillating Blade Set

- 1 ea. 2-1/2" BiM Curved Plunge Cut Blade (B-67038), 1-1/4" HCS Curved Plunge Cut Blade (B-67066), 1-1/4" BiM Curved Plunge Cut Blade with Japanese Tooth Design (B-67072), 1-1/4" HM/TC Plunge Cut Blade for Metal Cutting (B-67119), 3-1/4" BiM Segmented Saw Blade (B-67016)

B-67197

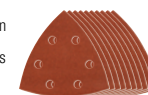
MULTI-TOOL ACCESSORIES

Description	Size	Grit	Applications	Part #
Scraping Plate	3"	30	Mixed Material	A-95401
Starlock® Delta Triangle Sanding Pad	3"	20	Mixed Material, Grout	B-67153
	3-3/4"	30	Mixed Material, Wood	B-67169
StarlockMax® Delta Triangle Tungsten Carbide Sanding Pad	4-1/2"	20	Mixed Material, Wood, Paint	E-08632
		40	Mixed Material, Wood, Paint	E-08648
		60	Mixed Material, Wood, Paint	E-08654
		100	Wood	E-08660

Description	Part #
Fits most Fein® and other competitive multi-tool accessories	196271-6
Fits Dremel® and Bosch® accessories Fein® is a registered trademark of C. & E. Fein GmbH Dremel® & Bosch® are registered trademarks of Robert Bosch Tool Corporation	313249-6


Sandpaper

High-quality aluminum oxide grain
Open-coat grain distribution and resin glue coating reduces grain clogging and improves finish on wood surfaces



Oscillating Multi-Tool Dust Extraction Attachment



	Grit	Qty.	Part #
	#80	10	A-95526
	#100		A-95744
	#120		A-95532
	#150		A-95750
	#180		A-95548
Assortment Pack (2 ea.)			A-95853
Description			Part #
For use with Makita Oscillating Multi-Tool model TM3010C			199624-8
For use with Makita 18V LXT® Lithium-Ion Cordless Oscillating Multi-Tool			195965-0
For use with Makita 18V LXT® Oscillating Multi-Tool model XMT03			199627-2




ABRASIVE PAPER, GLOVES & TOOL STORAGE



ABRASIVE PAPER

	Grit	5/Pkg. Part #	10/Pkg. Part #
4-1/2" x 5-1/2" Sheets 	#60	742509-3-5	-
	#80	742523-9-5	-
	#100	742510-8-5	-
	#150	742511-6-5	-
	#180	742512-A-5	742512-A
	#240	742513-A-5	-

PSA (PRESSURE SENSITIVE ADHESIVE) PAPER

	Grit	5/Pkg. Part #
5" Round Disc Use with Pad #743056-7 	#60	742131-A
	#80	742132-A
	#100	742133-A
	#120	742134-A
	#180	742135-A
	#240	742136-A

PSA (PRESSURE SENSITIVE ADHESIVE) DISCS

	Grit	5/Pkg. Part #
5" Round Disc Use with Pad #743031-3 	#60	742095-4
	#80	742095-8A
	#100	742096-2
	#120	742096-6A
	#150	742097-0
	#180	742097-7A
6" Round Disc Use with Pad #743032-1 	#60	742098-8
	#100	742099-6
	#120	742101-5
	#150	742100-7
	#180	742102-3

MULTI-DISCS

	Diameter	Grit	1/Pkg. Part #	10/Pkg. Part #
Multi-Disc General Purpose for metal, wood and plastic 	4"	#36	-	741810-B-10
		#80	-	741812-B-10
	4-1/2"	#36	741844-A	-
		#60	-	741827-B-10
		#60	-	741833-B-10
		#120	-	741817-B-10
	5"	#36	-	741818-B-10
	7"	#60	-	741830-B-10
		#80	-	741831-B-10
	4"	#24	A-90130	-
Concrete Multi-Disc	4-1/2"	#24	A-90249	-


RESIN FIBER DISCS

Resin Bond Coating



Increased durability and efficiency

Diameter	Abor	Grit	Max. RPM	5/Pkg.Part #	25/Pkg.Part #
4"	5/8"	24	15,000	742036-A-5	742036-B-25
		36		742037-A-5	742037-B-25
		50		742038-A-5	742038-B-25
		80		742039-A-5	742039-B-25
		100		742087-A-5	742087-B-25
		120		742040-A-5	742040-B-25
4-1/2"	7/8"	24	13,000	794104-A-5	794104-B-25
		36		794105-A-5	794105-B-25
		50		794106-A-5	794106-B-25
		80		794107-A-5	794107-B-25
		120		794108-A-5	794108-B-25
		24		742106-A	742106-B-25
5"	1/2"	36	11,900	742107-A	742107-B-25
		50		742108-1	742108-B-25
		80		742109-9	742109-B-25
		120		742110-4	742110-B-25
	7/8"	24		742072-A-5	742072-B-25
		36		742073-A-5	742073-B-25
		50		742074-A-5	742074-B-25
		80		742075-A-5	742075-B-25
7"	7/8"	120	8,550	742076-A-5	742076-B-25
		16		742067-A-5	742067-B-25
		24		742069-A-5	742069-B-25
		36		742089-A-5	742089-B-25
		50		742070-A-5	742070-B-25
		80		742071-A-5	742071-B-25
		120		742091-A-5	742091-B-25

HOOK AND LOOP ABRASIVE PAPER

	Grit	5/Pkg. Part #
4" x 4-1/2" Sheets (6 Holes) 	#60	742529-7
	#80	742520-A
	#100	742530-2
	#150	742531-0
	#240	742521-A
	#320	742528-A
Assortment		742529-7-A

	Grit	5/Pkg. Part #	50/Pkg. Part #
5" Round Disc (8 Holes) 	#40	742137-A	742137-A-50
	#60	794518-8	794518-8-50
	#80	794519-6	794519-6-50
	#100	794523-A	794523-A-50
	#120	794520-1	794520-1-50
	#180	794521-9	794521-9-50
	#240	794522-7	794522-7-50
	#320	742526-A	742526-A-50
	#400	742527-A	742527-A-50

	Grit	10/Pkg. Part #		Grit	25/Pkg. Part #
6" Round Disc (8 Holes) 	#40	794607-9	9" Drywall Sanding Disc (9 Holes) 	#40	B-68535
	#60	794608-7		#80	B-68541
	#80	794609-5		#120	B-68557
	#120	794610-0		#150	E-02917
	#180	794611-8		#180	B-68563
	#240	794612-6		#220	E-02696
				#320	B-68579

ABRASIVE BELTS

	Size	Grit	2/Pkg. Part #	10/Pkg. Part #
3/8" x 21" 	3/8" x 21"	#40	-	A-34447
		#60	-	A-34453
		#180	-	A-34469
		#100	-	A-34475
		#120	-	A-34481
1/2" x 21" 	1/2" x 21"	#40	-	A-34562
		#60	-	A-34578
		#180	-	A-34584
		#100	-	A-34590
		#120	-	A-34609
1-1/8" x 21" 	1-1/8" x 21"	#40	-	742301-7
		#60	-	742302-5
		#80	-	742303-3
		#100	-	742304-1
		#120	-	742305-9
		#150	-	742334-2
		#180	-	742336-A
		#220	-	742337-A
		#240	-	742335-A
		3" x 18" 	3" x 18"	#40
#60	794553-A-2			794553-A
#80	794551-A-2			794551-A
#100	794554-A-2			794554-A
#120	742313-A-2			742313-A
3" x 21" 	3" x 21"	#40	794119-F-2	742306-7
		#60	794119-A-2	742306-7
		#80	794119-B-2	742308-3
		#100	794119-C-2	742309-1
		#120	794119-D-2	742310-6
3" x 24" 	3" x 24"	#150	794119-E-2	742311-4
		#40	794237-A-2	742312-8A
		#60	794237-B-2	742312-8B
		#80	794237-C-2	742312-8C
		#100	794237-D-2	742312-8D
4" x 24" 	4" x 24"	#120	794237-E-2	742312-8E
		#150	794237-F-2	742312-8F
		#40	794133-A-2	742320-3
		#60	794133-B-2	742321-1
		#80	794133-C-2	742322-9
	4" x 24"	#100	794133-D-2	742323-7
		#120	794133-E-2	742324-5
		#150	794133-F-2	742325-3

HIGH PERFORMANCE GLOVES



Knit Gloves

Maintenance & repair, equipment operation, shipping & warehouse, gardening & landscaping, DIY home improvement, construction & manufacturing, and automotive



General Purpose Gloves

General purpose work, maintenance & repair, equipment operation, and DIY home improvement



Impact Demolition Gloves

Automotive, demolition, maintenance & repair, construction, heavy equipment operation, towing & transportation, and DIY home improvement

Knit Gloves

Featuring FitKnit™ Material for comfort, flexibility, and protection

General Purpose Gloves

100% Genuine Durahide Leather™ provides a water resistant yet breathable glove

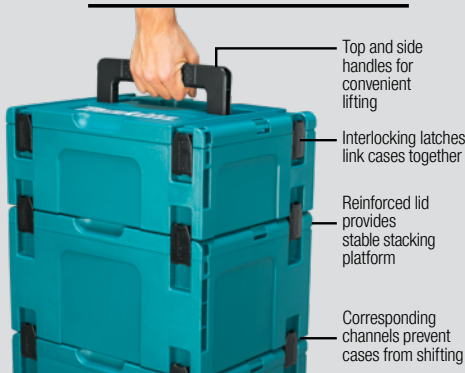
Impact Demolition Gloves

Up to 20% more thermoplastic rubber (TPR) for increased impact protection


Description	ANSI Rating	SM/MD Part #	LG Part #	XL Part #
FitKnit™ Cut Level 1 Nitrile Coated Dipped Gloves	Abrasion. Cut. Puncture	T-04117	T-04123	T-04123
Advanced FitKnit™ Cut Level 6 Nitrile Coated Dipped Gloves	Abrasion. Cut. Puncture	T-04139	T-04145	T-04145
Open Cuff Flexible Protection Utility Work Gloves	Abrasion	T-04151	T-04167	T-04173
100% Genuine Leather Cow Driver Gloves	Abrasion	T-04189	T-04195	T-04204
100% Genuine Leather Palm Performance Gloves	Abrasion	T-04210	T-04226	T-04232
Advanced Impact Demolition Gloves	Abrasion	T-04248	T-04254	T-04260
Advanced ANSI 2 Impact Rated Demolition Gloves	Abrasion, Impact	T-04276	T-04282	T-04298
Glove Holder Clip		-	T-04400	

MAKPAC INTERLOCKING CASES

SMARTER FEATURES Convenient. Customizable.



Interlocking Cases



Size	Dimensions	Part #
Small	4-3/8" x 1 5-1/2" x 11-5/8"	197210-9
Medium	6-1/2" x 15-1/2" x 11-5/8"	197211-7
Large	8-1/2" x 15-1/2" x 11-5/8"	197212-5
X-Large	12-1/2" x 15-1/2" x 11-5/8"	197213-3
Insulated Cooler Box	8-1/2" x 15-1/2" x 11-5/8"	198276-2
Foam Insert	2-1/2" x 15-1/8" x 11-1/4"	T-02571

Drawer Interlocking Cases



4 Drawers	8-1/2" x 15-1/2" x 11-5/8"	P-84311
5 Drawers	12-1/2" x 15-1/2" x 11-5/8"	P-84349
6 Drawers	8-1/2" x 15-1/2" x 11-5/8"	P-84333
12 Drawers	8-1/2" x 15-1/2" x 11-5/8"	P-84327

Tool Box



Small	6" x 15-1/2" x 11-1/2"	P-83836
Large	10" x 15-1/2" x 11-1/2"	P-83842

Storage Box w/ Inserts



Storage Box	6-1/2" x 15-1/4" x 11-5/8"	P-84137
Insert, 5/pk	---	P-84171








Organizer w/ Inserts






Organizer	4-3/8" x 15-1/2" x 11-5/8"	191X80-2
-----------	----------------------------	----------



MAKPAC INSERT TRAYS

Description	Part #
Colored Compartments	
 <ul style="list-style-type: none"> Color Coded Compartment Boxes for Easy-to-Identify Storage 	P-83652
Hand Tool	
 <ul style="list-style-type: none"> Features 5 Large Recessed Internal Sections for Convenient Storage 	P-83668
Universal Insert	
 <ul style="list-style-type: none"> 12 Compartments in 4 Different Sizes for Optimal Accessory Organization 	P-83674
2 Row Insert Tray	
 <ul style="list-style-type: none"> Two (2) recessed compartments with six (6) dividers provides customizable organization of accessories 	P-83680
2 Row Insert Tray Dividers, 6/pk	
 <ul style="list-style-type: none"> 6 dividers provide customizable organization of accessories when inserted into 2 row insert tray (P-83680) 	P-84202
3 Row Insert Tray	
 <ul style="list-style-type: none"> Three (3) recessed compartments with six (6) dividers provides customizable organization of accessories 	P-83696
3 Row Insert Tray Dividers, 9/pk	
 <ul style="list-style-type: none"> 6 dividers provide customizable organization of accessories when inserted into 2 row insert tray (P-83680) 	P-84139

MAKPAC TRANSPORTATION

Description	Part #
Case Cart	
 <ul style="list-style-type: none"> 4" swivel wheels, two with locking brake and two without 	P-83886
Vacuum Adapter	
 <ul style="list-style-type: none"> Transform XGT Cannister Vacuum into versatile MAKPAC Interlocking Case transportation solution 	198730-6
Case Hand Truck	
 <ul style="list-style-type: none"> 275 lb. capacity allows the cart to handle heavy loads; 132 lb. capacity going up and down stairs 	198730-6



EXPERIENCE MORE™

