



JELD-WEN®

GUIDE TO INTERIOR DOORS
CHOOSING THE RIGHT DOORS FOR
ANY HOME



TABLE OF CONTENTS

1: INTRODUCTION	4
ANATOMY OF AN INTERIOR DOOR	5
MATERIAL OPTIONS	6
CORE OPTIONS	7
2: DESIGN & FUNCTION	8
SWING	9
BIFOLD	9
POCKET	10
BARN	10
3: INTERIOR DOOR STYLES	11
FARMHOUSE	13
COASTAL	14
UPDATED TRADITIONAL	15
SIMPLY MODERN	16
4: REPLACEMENTS & UPGRADES	17
EVELIN™ DIY DESIGNER DOOR KITS	19
DESIGNGLIDE™ BARN DOOR HARDWARE	20



EVERYTHING YOU NEED TO KNOW WHEN CHOOSING INTERIOR DOORS

Choosing the right interior doors for your home doesn't have to be complicated. JELD-WEN is here to help you explore the wide array of options available, from material selection and construction to door styles and DIY options. Use this introductory guide to discover which interior doors will help make your renovation or remodel project a success.

To learn more about JELD-WEN® interior doors, [visit us online.](https://www.jeld-wen.com)



CHAPTER

1

INTRODUCTION TO INTERIOR DOORS

Learn the basic anatomy of an interior door and the range of material and core choices available.

ANATOMY OF AN INTERIOR DOOR

①

Frame: The assembled head (top) and side jambs, used to fasten the door to the wall within the rough opening

②

Stiles: Vertical components of the door slab

③

Slab: The assembled stiles and rails of the door, separate from its frame

④


Bore: Hole machined in the stile of a door where the handleset can be installed

⑤

Panels: Door components held in place by stiles and rails. Panels may be solid material or glass

⑥

Rails: Horizontal components of the door slab. Doors have top and bottom rails and may have one or more rails in between



Other Terms to Know

Handing: Face the door in the room the door pulls into; you'll see the hinge barrels. Handle on the left side of the door? The door is left-handed. Handle on the right? The door is right-handed.

Swing: If the door swings into the room you are walking into, it's an inswing. If the door swings outward toward you when you are entering a room, it's an outswing.

Prehung: A door slab already attached to a three-sided wood frame complete with hinges.

MATERIAL OPTIONS

[Interior doors](#) are available in a variety of material and construction options. While all doors are designed to be beautiful and lasting, certain materials will deliver different aesthetics or performance features than others. For eco-conscious doors, our [SECOND NATURE™](#) Collection is crafted from recycled and/or sustainably sourced wood.

Wood: Also known as stile & rail doors, wood doors deliver the warm appearance and sturdy feel of real wood along with engineered performance that resists warping or bowing. The solid construction reduces sound transfer for increased peace and privacy.

JELD-WEN product lines: Karona™, Authentic Wood, MODA®, SECOND NATURE™



Wood with Glass: Ideal for an office, primary bathroom, or pantry, wood interior doors with glass panels allow light to flow between spaces, creating a sense of openness. Choose clear glass for visibility into nearby rooms or translucent glass to maintain privacy.

JELD-WEN product lines: Karona™, Authentic Wood, MODA®



Routed Wood Composite: Featuring solid construction, routed wood composite doors are engineered for maximum privacy, sound reduction, and durability. Crisp, router-carved designs and a heavy, solid feel give this door a sense of substance and elegance.

JELD-WEN product line: TRIA™



Wood Composite: Found in most homes, molded wood composite doors feature engineered wood construction, panel designs “molded” into pressed wood fiber “skins,” and a choice of hollow or solid core. Minimalist flush wood composite doors include similar engineered wood construction, with a hardwood or embossed veneer or flat surface with the look of router-carved lines, plus a choice of hollow or solid core. Available in a variety of designs, these doors are affordable and can complement any home style.

JELD-WEN product lines: Molded, Studio™, Flush, SECOND NATURE™



CORE OPTIONS

When designing a home, homeowners often consider how the elements will look together, not necessarily what they are made of. But what's inside your doors matters too! The right core option depends on your specific home needs. Whether you have pets, kids, work from home, want something lightweight... there's a core for you!

Hollow Core: Molded and flush wood composite doors are typically constructed this way, with outer door skins held together inside by a corrugated honeycomb "webbing" that provides rigidity and strength.

Benefits: Lightweight feel. Affordable. Easy installation.

ProCore® Solid Core: A solid core upgrade may be added to most wood composite doors to reduce sound transmission between spaces, deliver extra protection against warping and cracking, and meet 20-minute fire ratings.

Benefits: Sturdy feel. Sound resistant. Damage resistant.



PROCORE
THE QUIET DOOR®

Solid Core: Solid core doors are made from a mixture of wood and synthetic wood composites. They are heavy and durable and provide excellent sound insulation. Most of what we consider wood doors nowadays are solid engineered wood with a real wood veneer.

Benefits: Sturdy feel. Sound resistant. Damage resistant.



Mineral Core: Optional solid mineral cores help interior doors meet fire ratings of 60 or 90 minutes.

Benefits: Meets fire rating requirements. Suitable for commercial applications.



Please note: A fire-rated door system is effective only if the home also has proper wall thickness to prevent the spread of fire.

CHAPTER

2

DESIGN & FUNCTION

Compare interior door design and functionality to
improve the look and room flow in your home.

DOOR DESIGN & FUNCTION

SWING

Choose a hinged swing door with an inswing or outswing for a classic operating style and aesthetic. With ample designs and decorative options to choose from, finding the right swing door for your home is simple. Make a statement by pairing two doors together to create French style doors.



BIFOLD

Bifold doors make the most of smaller spaces and are commonly used to disguise pantries, laundry rooms, and closets. With designs available to match multiple home styles, our bifold doors elevate the look and functionality of your home.





POCKET

Pocket doors merge form and function to allow for optional privacy or wide-open transitions from one room to another. Designed to hide within the wall when not in use, pocket doors offer flexibility to suit your style and needs.



BARN

By adding DesignGlide™ barn door hardware, you can turn almost any door design into a sliding barn door. DesignGlide's soft-close hardware installs easily and is available in multiple finishes. Barn doors are a great way to combine visual interest, functionality, and architectural style.

CHAPTER

3

INTERIOR DOOR STYLES

Find the right interior door to complement any style and design need with our convenient, curated JELD-WEN Style Collections.

WHICH STYLE IS RIGHT FOR YOU?

Browse JELD-WEN's curated [Style Collections](#) to find Farmhouse, Coastal, Updated Traditional, and Simply Modern interior doors that elevate the look of any home. Pieces from each style collection may be used together to create a unique aesthetic that enhances your experience of home.



 [FARMHOUSE](#)



 [COASTAL](#)



 [UPDATED TRADITIONAL](#)



 [SIMPLY MODERN](#)

TAKE THE QUIZ TO DEFINE YOUR STYLE

Identify your preferences with our [Style Quiz](#) or browse the [JELD-WEN Style Collections](#) to get inspired



FARMHOUSE

RUSTIC CHARM MEETS MODERN SIMPLICITY

Born out of necessity, Farmhouses combine function and beauty. Today, a modern Farmhouse isn't limited to the farm, yet it still embodies the defining elements of the style – simplicity, natural light, and authenticity – through clean lines, contrasting colors, natural wood accents, and a charming mix of old and new.



MOLDED

Craftsman III™
3-Panel Flat,
shown in Renew



KARONA™

Rift White Oak
Radius Top with V-Groove
Paneling,
shown in clear finish



STILE & RAIL

Authentic Wood 5-Panel
Shaker, primed



MOLDED

Santa Fe™ 2-Panel
Round Top Plank,
shown in Hazelnut stain



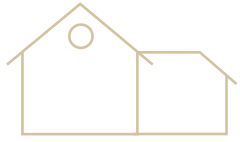
STILE & RAIL

Authentic Wood
15-Lite,
primed



STILE & RAIL

MODA® Rustic Knotty
White Cedar 3-Panel,
unfinished



COASTAL

A RELAXED VIBE AND A SENSE OF PLAY

Coastal style homes are a welcoming retreat from the everyday. Defined by ample natural light, open spaces, soft earth tones with pops of color, and playful textures from natural fibers and shiplap, Coastal homes uniquely merge these elements to transform any home into the ultimate oceanside getaway.



KARONA™

Maple 1-Lite Over Panel
Double Door,
shown in custom stain



KARONA™

Maple 8-Lite
Over Panel,
unfinished



STILE & RAIL

Authentic Wood
Plantation Louver,
primed



MOLDED

Birkdale™ 3-Panel, shown
in Modern
White paint



MOLDED

Rockport™ 5-Panel,
shown in Blue Heron paint



MOLDED

Caiman® 2-Panel
Round Top,
shown in Serenity paint



UPDATED TRADITIONAL

A REFRESHED TAKE ON TIMELESS TRADITION

This home style blends traditional elements, like crown molding, with added details and contemporary accents to create a spacious, relaxed, and sophisticated design with historical charm. Updated Traditional style homes are a combination of classic and modern styles where symmetry, wainscoting, and modern wallpaper add another layer of dimension and character to timeless design.



STILE & RAIL

Authentic Wood
2-Panel Shaker,
shown in custom paint



TRIA™

3-Panel Flat,
primed



MOLDED

Camden® 2-Panel
Textured Arch Top,
shown in Linen paint



KARONA™

Maple 2-Panel Arch Top Double
Door with Custom Moulding,
shown in custom paint



KARONA™

Walnut
8-Panel, shown in
Clear Finish



STILE & RAIL


Authentic Wood
Knotty Alder
2-Panel Arch Top
with V-Groove,
unfinished



SIMPLY MODERN

SPACIOUS, SIMPLE, AND INVITING

Forged out of a need for indoor-outdoor synergy with on-trend design elements, Simply Modern homes are defined by functionality. With a nature-inspired aesthetic, Simply Modern style homes are elevated in every way – striking a balance between clean lines and mixed materials. Enjoy minimalist living and transitional spaces that exude a relaxing aesthetic full of rich textures and natural tones.`



MOLDED

Madison® 1-Panel Flat,
shown in Fresh Fig
paint




KARONA™

Maple 3-Lite Double Door
with English Reeded Glass,
shown in custom stain



KARONA™

Rift White Oak
Horizontal V-Groove,
shown in clear finish




STILE & RAIL

MODA®
4-Lite with
Translucent
Glass, primed



TRIA™

1-Panel Flat,
primed



FLUSH

Studio™ SL100
5-Panel with
Grooves, shown
in Granite paint

CHAPTER

4

REPLACEMENT AND UPGRADES

Hire a pro or do it yourself. Here are tools that
make interior door updates easy.



REPLACEMENTS AND UPGRADES

As you update your home, don't overlook your interior doors.

Today's interior doors come with more style, design, color, and performance options than ever before. Replacing an interior door can do more than refresh a room's appearance; it can also reimagine the way you enjoy and use your spaces.

Here are some reasons you might want to replace or upgrade your interior doors:

1. To address normal wear and tear.
2. To give interior spaces a style boost.
3. To reduce sound transfer between rooms.
4. To increase visibility or light flow where desired.
5. To add ventilation to spaces that need it.

Learn more about these [top reasons here](#).




EVELIN™ DIY DESIGNER DOOR KITS



EVELIN™ DIY Designer Door Kits were created for the homeowner who wants designer style and a custom look without the need to hire a pro. This collection of on-trend door designs and sleek hardware options was curated in collaboration with industry experts. With EVELIN™, you can confidently install a statement door that elevates your interior design and speaks to your style.

Learn more about [EVELIN™ DIY Designer Door Kits here.](#)



DESIGNGLIDE™ BARN DOOR HARDWARE

Barn doors have made their way from the farm to statement pieces in many homes, offering great style in a uniquely functional element. In the past, one of the biggest challenges to incorporating barn doors in a home was the need for oversized doors to work with the available hardware. Many times, that meant creating (and investing in) a custom door to fit the requirements.

Today, you can turn any standard 80" or even taller door into an interior barn door on your own. DesignGlide™ barn door hardware makes the process simple and straightforward. No reframing is required. And you'll also enjoy a soft close every time.

See how [DesignGlide™ can transform your home interiors here.](#)



A rustic interior scene featuring a wooden bench, a window, a coat rack with a hat, and a potted plant.

FOR MORE INTERIOR DOORS INFORMATION AND
INSPIRATION, VISIT [JELD-WEN.COM](https://www.jeld-wen.com)



© 2024 JELD-WEN, Inc. All rights reserved. | JELD-WEN, the JELD-WEN Logo, the JW Logo, CAIMAN, CAMDEN, MODA, PROCORE, and PROCORE THE QUIET DOOR are registered trademarks of JELD-WEN, Inc. BIRKDALE, DESIGNGLIDE, EVELIN, FOUNDRY, KARONA, ROCKPORT, SANTA FE, STUDIO, and TRIA are trademarks of JELD-WEN, Inc.