



MOULDING CATALOGUE



SINCE 1940

rk MILES

BUILDING MATERIALS SUPPLIER



TABLE OF CONTENTS

APRON	1
ASTRAGAL	1
BALUSTER STOCK	1
BAND	
Band	2
Back Band	2
BASE	3-4
BED	5
STRIP	
Carpet Strip	6
Chamfer Strip	6
Clear Strip	6
CAP	
Cap	7
Drip Cap	7
Fence Cap	7
Stool Cap	7
RAIL	
Chair Rail	8
Handrail	8
CASING	
Belly Band	9
Rosette	9
Windsor	9
Baby Windsor	9
Stafford	10
Round Corners	10
Mullion	11
FLAT CASING	
Cedar Casing	12
Clear Pine	12
Casing FJP.....	12

BEAD

Corner Bead	13
Glass Bead	13
Parting Bead	13
Staff Bead Brickmould	13

LATTICE	14
---------------	----

NOSING	14
--------------	----

PICTURE	14
---------------	----

PILASTER	14
----------------	----

CROWN

Crown	15-16
Cornice	16
Cove	16

WINDOW SILL	16
-------------------	----

WALL	16
------------	----

ROUND

Half Round	17
Quarter Round	17

GENERAL PURPOSE MOULDING

Scotia	18
Screen	18
Shelf Cleat	18
Closet Pole	18

STOCK

Panel Stock	19
Screen Stock	19

STOP	20
------------	----

PVC MOULDING	21-22
--------------------	-------

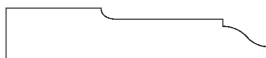
CEILING & WALL COVERAGE

How To Work With Wood Mouldings	23
---------------------------------------	----



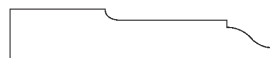
**APRON
1269**

5/8" x 2-1/2"



**APRON
8642**

5/8" x 3-1/2"



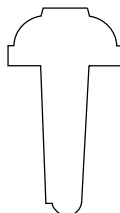
**APRON
8645**

9/16" x 2-1/2"



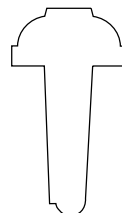
**ASTRAGAL (Flat)
WM133 8171**

11/16" x 1-3/4"



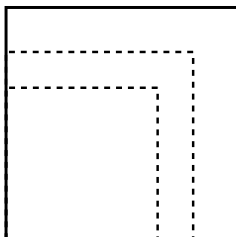
**T-ASTRAGAL
LWM1305 M4789**

1-3/8" x 7'-1/4" x 2"



**T-ASTRAGAL
LWM1305 M4790**

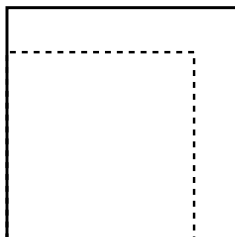
1-3/4" x 7'-1/4" x 2-1/4"



**BALUSTER STOCK
WM238 B8900**

1-1/16" x 1-1/16"


MC, B, MT, SJ, WF



**BALUSTER STOCK
WM237 B8901**

1-5/16" x 1-5/16"

MC, WT



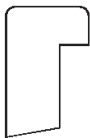
**BALUSTER STOCK
WM236 8902**

1-5/8" x 1-5/8"

*For approximate ceiling and wall coverages, refer to chart at the end of this moulding section.

MOULDING CATALOGUE

BACK BAND • BAND



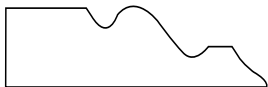
BACK BAND
WM280 B8313
11/16" x 1-1/16"
MC, MB, MV, S, WT



BAND
B608
7/16" x 1-1/16"
MC, MB, MV, S, H



BAND
8180
11/16" x 2-1/2"



BAND
8180FJP
11/16" x 2-1/2"



BAND
WM218 B8462
11/16" x 1-1/8"
MV, B, MT, SJ, WF, H



BAND
WM218 B8463
11/16" x 1-1/2"
MC, MB, MV, S, WT




BAND
8463FJP
11/16" x 1-1/2"




BAND
WM217 B8465
11/16" x 1-3/4"
ALL LOCATIONS



BAND
WM217 B8465FJP
11/16" x 1-3/4"
WT



BAND
B8469
11/16" x 1-3/4"
MV, WT



BAND
LWM184 B8470
11/16" x 1-1/2"
MC, MB, MV, S, H



BAND
8471
11/16" x 1-1/4"

*For approximate ceiling and wall coverages, refer to chart at the end of this moulding section.

IN STOCK KEY MC = Manchester MB = Middlebury MV = Morrisville S = Stowe B = Barre
MT = Montpelier SJ = St. Johnsbury WF = Waitsfield WT = Williamstown H = Hatfield

BASE




BASE
LGM57 B400FJP
9/16" x 5-1/4"
MC, MB, MV, S, WF, WT, H



BASE
LWM430 B688
9/16" x 4-1/4"
MC, MV, S




BASE
WM430 B688FJP
9/16" x 4-1/4"
MC, MB, H




BASE
WM622 8385A
9/16" x 3-1/2"
MB, MV, S, B, MT, SJ, WF, H



BASE
WM662 B8385AFJP
9/16" x 3-1/2"
MB, B, MT, SJ, H



BASE
WM660 8385B
9/16" x 4-1/2"




BASE
WM622 B8712
9/16" x 3-1/2"
MC, MB, MV, S, WT, H



BASE
WM662 B8712FJP
9/16" x 3-1/2"
MC, MB, MV, S, WF, WT, H



BASE
WM623 8712A
9/16" x 3-1/4"



BASE
WM623 871AFJP
9/16" x 3-1/4"



BASE
WM620 8712B
9/16" x 4-1/4"



BASE
WM712 B8720
9/16" x 3-1/2"
ALL LOCATIONS



BASE
WM710 B8721
9/16" x 4-1/4"
MV, H

MOULDING CATALOGUE

BASE MOULDING



BASE
658
9/16" x 1"



BASE
WM164 B8453
11/16" x 1-1/8"
MC, MV, WT



BASE
8453FJP
11/16" x 1-1/8"



BASE
WM163 B8455
11/16" x 1-3/8"
MC, MB, MV, S, WT, H



BASE
WM163 B8455FJP
11/16 x 1-3/8"
WT, H



BASE
660
11/16" x 1-1/2"

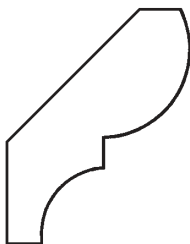


BASE
865
1/2" x 3/4"

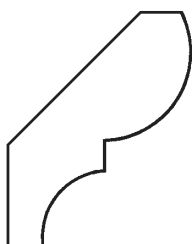
*For approximate ceiling and wall coverages, refer to chart at the end of this moulding section.

IN STOCK KEY MC = Manchester MB = Middlebury MV = Morrisville S = Stowe B = Barre
04 MT = Montpelier SJ = St. Johnsbury WF = Waitsfield WT = Williamstown H = Hatfield

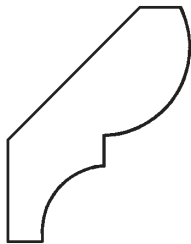
BED



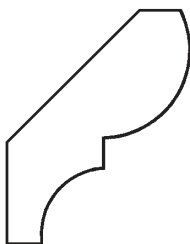
BED
WM74 B8016
9/16" x 1-3/4"
ALL LOCATIONS



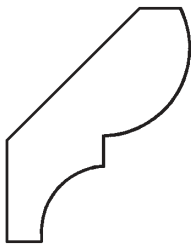
BED
WM74 8016FJP
9/16" x 1-3/4"



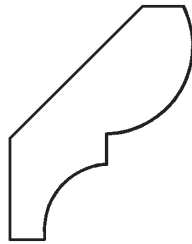
BED
WM76 B8017
9/16" x 1-1/2"
MB, MV, S, B, MT, SJ, WF



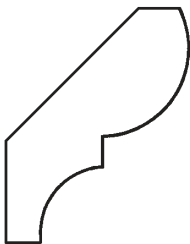
BED
WM72 B8018
9/16" x 2-1/4"
MC, MB, MV, S, H



BED
WM72 B8018FJP
9/16" x 2-1/4"
MC, MB, WT, H



BED
WM70 8019
9/16" x 2-3/4"



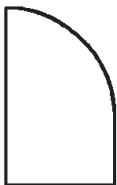
BED
WM70 8019FJP
9/16" x 2-3/4"

MOULDING CATALOGUE

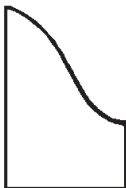
CARPET STRIP • CHAMFER STRIP CLEAR STRIP



CARPET STRIP
LWM127 B8422
7/16" x 3/4"
ALL LOCATIONS



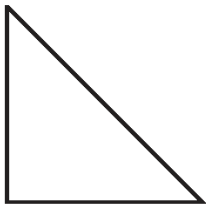
CARPET STRIP
WM126 B8422FJP
1/2" x 3/4" X 16'
MC, H




CARPET STRIP
8423
1/2" x 3/4"



CARPET STRIP
8427
5/8" x 3/4"



CHAMFER STRIP
WM995 B995
3/4" x 3/4"
WT



CLEAR STRIP (S4S)
8614
1 1/16" x 1-3/4"

*For approximate ceiling and wall coverages, refer to chart at the end of this moulding section.

IN STOCK KEY MC = Manchester MB = Middlebury MV = Morrisville S = Stowe B = Barre
MT = Montpelier SJ = St. Johnsbury WF = Waitsfield WT = Williamstown H = Hatfield


SINCE 1940

rk MILES

BUILDING MATERIALS SUPPLIER



CAP • DRIP CAP • FENCE CAP
STOOL CAP



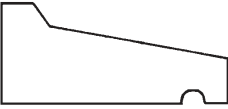
CAP
WM210 B662
11/16" x 1-3/8"
MC, MV, S, WT



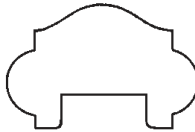
CAP
WM294 670
11/16" x 1-1/8"



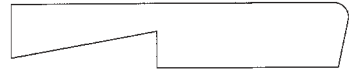
CAP
671
3/4" x 3/4"



DRIP CAP
WM196 B923FJP
11/16" x 1-3/4"
MV, B, MT, SJ, WT, H



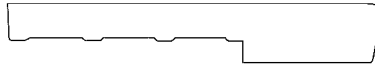
FENCE CAP
8276
1-1/8" x 1-3/4"
(3/4" Dado)



STOOL CAP
1268A
11/16" x 3-1/2"



STOOL CAP
LWM1156 1268B
11/16" x 2-1/4"



STOOL CAP
1274
(6-9/16" Wall)
11/16" x 5-3/16"



STOOL CAP
1275
(4-9/16" Wall)
11/16" x 11/16" x 2"
(For Brosco Window Units)



STOOL CAP
1276
(6-9/16" Wall)
11/16" x 4"
(For Brosco Window Units)



STOOL CAP
1276
(6-9/16" Wall)
1-1/16" x 5-7/16"



STOOL CAP
8669B
(6-9/16" Wall)
11/16" x 4-1/4"
(For Brosco Window Units)

MOULDING CATALOGUE

CHAIR RAIL • HANDRAIL




CHAIR RAIL
WM412 B3082RC
1-1/16" x 3-1/2"




CHAIR RAIL
LWM412 B8308FJP
3-1/2" x 16"
MB




CHAIR RAIL
WM472 B8627
9/16" x 2-1/2"
MC, MB, MV, MT, SJ, WF,
WT, H




CHAIR RAIL
WM472 B8627FJP
9/16" x 2-1/2"
WT, H




CHAIR RAIL
WM390 B8630
11/16" x 2-1/2"
ALL LOCATIONS



CHAIR RAIL
8630FJP
11/16" x 2-1/2"



HANDRAIL
RADIATA
WM231 B75
1-1/2" x 1-11/16"
ALL LOCATIONS



HANDRAIL
RADIATA
LWM240 76
1-1/4" x 2-1/4"

*For approximate ceiling and wall coverages, refer to chart at the end of this moulding section.

IN STOCK KEY MC = Manchester MB = Middlebury MV = Morrisville S = Stowe B = Barre
08 MT = Montpelier SJ = St. Johnsbury WF = Waitsfield WT = Williamstown H = Hatfield

SINCE 1940

rk MILES

BUILDING MATERIALS SUPPLIER



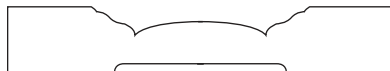
CASING



BELLY BAND

100

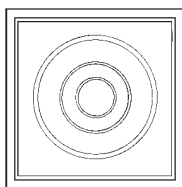
1 1/16" x 4-1/4"



BELLY BAND

100FJP

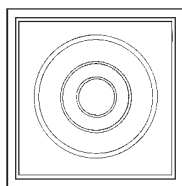
1 1/16" x 4-1/4"



ROSETTE

150

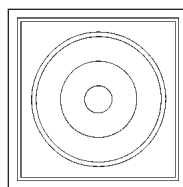
1-1/16" x 4-5/8"



ROSETTE

150A

1-1/16" x 3-1/2"



ROSETTE

160

1-1/16" x 4-5/8"



WINDSOR

200

1-1/16" x 3-7/16"



WINDSOR

LGM7 B200FJP

1-1/16" x 3-7/16"

MC, MB, WT, H




BABY WINDSOR

300FJP

3/4" x 2-7/16"

MOULDING CATALOGUE

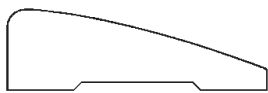
CASING



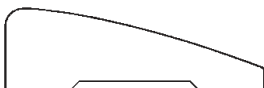
STAFFORD CASING
225
11/16" x 3-7/16"



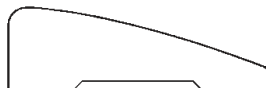
STAFFORD CASING
B225FJP
11/16" x 3-7/16"
MB, H



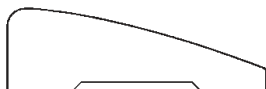
CASING
WM315 B8730
11/16" x 2-1/2"
ALL LOCATIONS



CASING
WM315 B8730FJP
11/16" x 2-1/2"
MB, MV, WF, WT, H



CASING
WM316 37
11/16" x 2-1/4"



CASING
WM448 8731
11/16" x 3-1/2"



CASING (1 Round Corner)
LWM412 83081RC
11/16" x 3-1/2"



CASING (2 Round Corners)
WM412 83082RC
11/16" x 3-1/2"



CASING (2 Round Corners)
WM412 B8308FJP
11/16" x 3-1/2"
MB



CASING (2 Round Corners)
WM472 8267
9/16" x 2-1/2"



CASING (2 Round Corners)
WM472 8267FJP
9/16" x 2-1/2"

*For approximate ceiling and wall coverages, refer to chart at the end of this moulding section.

IN STOCK KEY MC = Manchester MB = Middlebury MV = Morrisville S = Stowe B = Barre
MT = Montpelier SJ = St. Johnsbury WF = Waitsfield WT = Williamstown H = Hatfield


SINCE 1940

rk MILES


BUILDING MATERIALS SUPPLIER




CASING




CASING
WM351 B8710
11/16" x 2-1/2"
ALL LOCATIONS



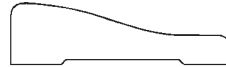
CASING
WM351 B8710FJP
11/16" x 2-1/2"
ALL LOCATIONS




CASING
8725
11/16" x 2-1/2"




CASING
8725FJP
11/16" x 2-1/2"




CASING
WP320 8740
11/16" x 2-1/2"




CASING
WM366 1266
11/16" x 2-1/4"




CASING
WM361 B8753
11/16" x 2-1/2"
MC, MB, MV, S, WT



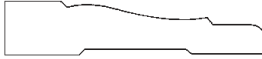
CASING
WM361 8753FJP
11/16" x 2-1/2"




CASING
8753A
11/16" x 3-1/2"



CASING
WM444 B8754
11/16" x 3-1/2"
MC, MB, MV, S, WT, H



CASING
WM444 B8754FJP
11/16" x 3-1/2"
MV, B, WT, H



CASING MULLION
LWM972 1310
5/16" x 2"

MOULDING CATALOGUE

FLAT CASING



CEDAR CASING
8993C
1-1/16" x 3-1/2"



CLEAR PINE
8993
1-1/16" x 3-1/2"



CASING
8993FJP
1-1/16" x 3-1/2"



CASING
8995FJP
1-1/16" x 5-1/4"



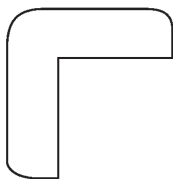
CASING
8997FJP
1-1/16" x 7-1/4"

*For approximate ceiling and wall coverages, refer to chart at the end of this moulding section.

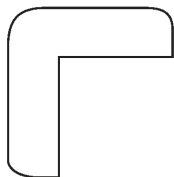
IN STOCK KEY MC = Manchester MB = Middlebury MV = Morrisville S = Stowe B = Barre
MT = Montpelier SJ = St. Johnsbury WF = Waitsfield WT = Williamstown H = Hatfield

**CORNER BEAD • GLASS BEAD
STAFF BEAD**

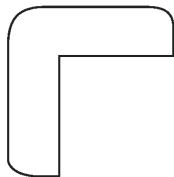
SINCE 1940
rk MILES
BUILDING MATERIALS SUPPLIER



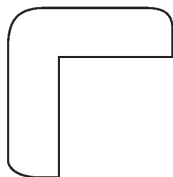
CORNER BEAD (Outside)
8200
1-1/16" x 1-1/16"



CORNER BEAD (Outside)
WM205 B8200
1-1/8" x 1-1/8"
ALL LOCATIONS



CORNER BEAD (Outside)
WM204 B8238
1-5/16" x 1-5/16"
ALL LOCATIONS



CORNER BEAD (Outside)
WM206 B8240
3/4" x 3/4"
ALL LOCATIONS



CORNER BEAD (Inside)
WM999 B440
5/16" x 1"



GLASS BEAD
B672
3/8" x 7/8"
MB, MV



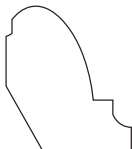
GLASS BEAD
8590
3/8" x 1/2"



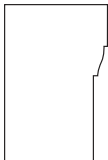
PARTING BEAD
WM254 B8432
1/2" x 3/4"
MC, MB, WT, H



PARTING BEAD
8436
3/8" x 3/4"



STAFF BEAD BRICKMOULD
691
1-3/8" x 1-1/2"



STAFF BEAD BRICKMOULD
WM180 B908
1-1/4" x 2"
MC, MB, MV



STAFF BEAD BRICKMOULD
WM180 908FJP
16' 1-1/4" x 2"

MOULDING CATALOGUE

LATTICE • NOSING • PICTURE PILASTER




**LATTICE
B638**
5/16" x 1-3/4"
MC, MB, WT



**LATTICE
LWM268 B8280**
1/4" x 1-1/8"
MC, MB, B, MT, SJ, WF, WT



**LATTICE
LWM267 B8281**
1/4" x 1-5/16"
MC, MB, B, MT, SJ, WF, WT, H



**LATTICE
LWM267 8281FJP**
1/4" x 1-5/16"



**LATTICE
LWM265 B8282**
1/4" x 1-3/4"
MV, S, B, MT, SJ, WF, WT, H



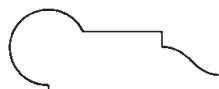
**LATTICE
8628**
3/8" x 2-1/4"



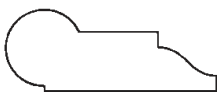
**NOSING
B8144**
11/16" x 1-3/4"
MB, MV, B, MT, SJ



**NOSING
8575**
3/8" x 1/2"



**PICTURE
WM273 B8263**
11/16" x 1-3/4"
MC, MV



**PICTURE
82688**
11/16" x 1-3/8"



**PILASTER
S-14 FJP**
1-1/8" x 5-1/2"



**PILASTER
S-15 FJP**
1-1/8" x 7-1/4"

*For approximate ceiling and wall coverages, refer to chart at the end of this moulding section.

IN STOCK KEY MC = Manchester MB = Middlebury MV = Morrisville S = Stowe B = Barre
MT = Montpelier SJ = St. Johnsbury WF = Waitsfield WT = Williamstown H = Hatfield

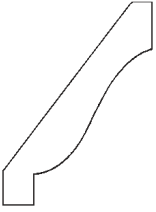
SINCE 1940

rk MILES

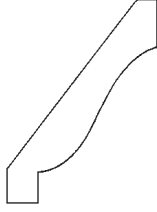
BUILDING MATERIALS SUPPLIER



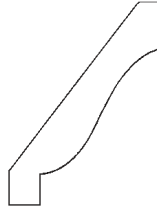
CROWN



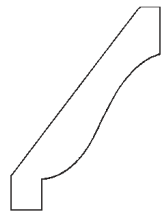
**CROWN
WM57 8000**
9/16" x 3-1/4"



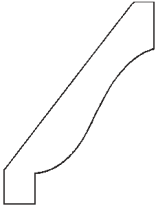
**CROWN
B8002**
9/16" x 3-5/8"
MV, WT



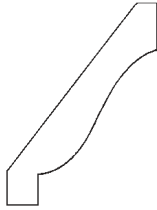
**CROWN
B8003**
9/16" x 2-3/4"
MV, WT



**CROWN
8004**
11/16" x 5-1/4"



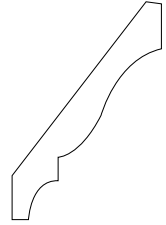
**CROWN
8005**
11/16" x 4-5/8"



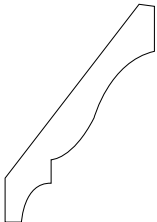
**CROWN
B8006**
11/16" x 4-1/4"
MB, MV, H



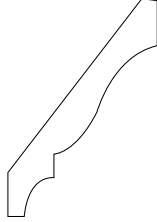
**CROWN
8047**
1-1/16" x 2-1/2"



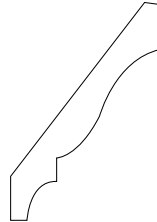
**CROWN
LWM49 B8009**
9/16" x 3-5/8"
ALL LOCATIONS



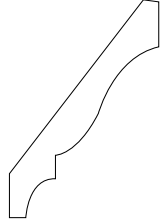
**CROWN
LWM49 B8009 FJP**
9/16" x 3-5/8"
MC, MB, B, MT,
SJ, WF, WT, H



**CROWN
WM52 B8010 FJP**
9/16" x 2-3/4"
B, MT, SJ, WF, WT



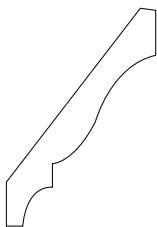
**CROWN
WM52 8019FJP**
9/16" x 2-3/4"



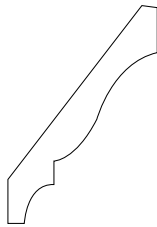
**CROWN
WM47 B8013**
11/16" x 4-5/8"
MC, MV, S, WT, H

MOULDING CATALOGUE

CROWN • CORNICE • COVE WINDOW SILL • WALL



**CROWN
WM47FJP**
11/16" x 4-5/8"



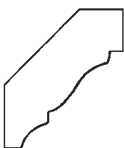
**CROWN
80027FJP**
11/16" x 5-1/4"



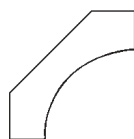
**CORNICE
8622**
9/16" x 1-3/4"



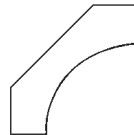
**CORNICE
8623**
9/16" x 3-1/4"



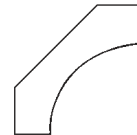
**CORNICE
8624**
9/16" x 2-1/4"



**COVE
WM85 B8024**
9/16" x 1-3/4"
ALL LOCATIONS



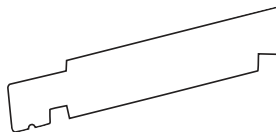
**COVE
B8025**
11/16" x 2-1/4"
**MC, MB, MV, S, B,
MT, SJ, WF, WT**



**COVE
8026**
11/16" x 2-3/4"



WINDOW SILL (Traditional)
("A" Grade -
Treated & Primed)
1-1/4" x 6-1/4"
(4-9/16" Wall)



WINDOW SILL (559)
("A" Grade -
Treated & Primed)
1-1/4" x 6-1/4"
(4-9/16" Wall)



**WALL
8535**
5/8" x 7/8"

*For approximate ceiling and wall coverages, refer to chart at the end of this moulding section.

IN STOCK KEY MC = Manchester MB = Middlebury MV = Morrisville S = Stowe B = Barre
MT = Montpelier SJ = St. Johnsbury WF = Waitsfield WT = Williamstown H = Hatfield

**HALF ROUND
QUARTER ROUND**



**HALF ROUND
WM124 B8070**
1/4" x 1/2"
MV, B, MT, SJ, WF, H



**HALF ROUND
WM123 8076**
5/16" x 5/8"



**HALF ROUND
WM122 8077**
3/8" x 11/16"



**HALF ROUND
WM120 B8078**
1/2" x 1"
MV, H



**HALF ROUND
8079**
5/8" x 1-1/4"



**HALF ROUND
8080**
11/16" x 1-5/8"



**QUARTER ROUND
WM110 B8057**
1/4" x 1/4"
MC, MB, MV, S, B,
MT, SJ, WF



**QUARTER ROUND
WM109 B8058**
3/8" x 3/8"
MC, MB, MV, S,
WF, WT



**QUARTER ROUND
WM108 B8063**
1/2" x 1/2"
ALL LOCATIONS



**QUARTER ROUND
WM108 B8063FJP**
1/2" x 1/2"
MC, WT



**QUARTER ROUND
WM107 B8064**
5/8" x 5/8"
MC, MB, MV, S, WT



**QUARTER ROUND
WM105 B8065**
3/4" x 3/4"
ALL LOCATIONS



**QUARTER ROUND
WM105 B8065FJP**
3/4" x 3/4"
MC, MB, WT, H



**QUARTER ROUND
B8066**
7/8" x 7/8"
MC, MB, MV, S, WT



**QUARTER ROUND
WM104 8067**
11/16" x 1-3/8"

MOULDING CATALOGUE

SCOTIA • SCREEN MOULDING SHELF CLEAT • CLOSET POLE



SCOTIA
WM100 8052
11/16" x 11/16"



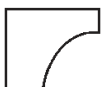
SCOTIA
8059
1/2" x 7/8"



SCOTIA
B8059B
1/2" x 1/2"
MC, MB, MV, S, WT, H



SCOTIA
WM95 B8060
11/16" x 7/8"
ALL LOCATIONS



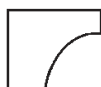
SCOTIA
WM94 B8061
11/16" x 1-1/8"
MC, MB, MV, S, WT



SCOTIA
WM96 B8062
5/8" x 3/4"
MC, MB, MV, S, WF, WT, H



SCOTIA
WM96 B8062FJP
5/8" x 3/4"
MC, MB, WT, H




SCOTIA
WM95 B8060
11/16" x 1-1/8"
ALL LOCATIONS



SCREEN MOULDING
8139
5/16" x 5/8"



SCREEN MOULDING
8140
3/8" x 3/4"




SCREEN MOULDING
WM142 B8610
1/4" x 3/4"
MC, MB, MV, S, WT, H



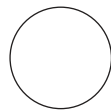
SCREEN MOULDING
WM144 B8611
1/4" x 3/4"
MC, MV, S, B, MT, WF



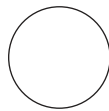
SHELF CLEAT
8242
11/16" x 1-1/2"



CLOSET POLE
(Radiata)
8911
1-1/16"



CLOSET POLE
(Radiata)
B8912
1-5/16"
ALL LOCATIONS



CLOSET POLE
(Radiata)
B8913
1-1/2"
MB, MV

*For approximate ceiling and wall coverages, refer to chart at the end of this moulding section.

IN STOCK KEY MC = Manchester MB = Middlebury MV = Morrisville S = Stowe B = Barre
MT = Montpelier SJ = St. Johnsbury WF = Waitsfield WT = Williamstown H = Hatfield


SINCE 1940

rk MILES

BUILDING MATERIALS SUPPLIER



PANEL • PANEL STOCK
SCREEN STOCK



PANEL/PANEL STOCK
636
5/8" x 2-1/4"



PANEL/PANEL STOCK
8628
3/8" x 2-1/4"



PANEL/PANEL STOCK
B612
7/16" x 2-1/2"
MC, WT



PANEL/PANEL STOCK
613
7/16" x 3-1/2"



8035
11/16" x 7/8"



PANEL/PANEL STOCK
WM978 8138
3/8" x 1-3/4"



PANEL/PANEL STOCK
B8161
3/8" x 1"
MC, MV, S



PANEL/PANEL STOCK
B8451
7/16" x 1-1/8"
MC, MV, WT, H



PANEL/ PANEL STOCK
WM147 8570
1/2" x 9/16"



SCREEN STOCK
8767
11/16" x 1-3/4"



SCREEN STOCK
8770
1-1/16" x 1-3/4"

MOULDING CATALOGUE

STOP



STOP
WM877 877
7/16" x 1-1/4"



STOP
LWM856 B1287
3/8" x 1-5/16"
ALL LOCATIONS



STOP
1287A
3/8" x 1-5/8"



STOP
WM945 B8090
3/8" x 1-5/8"
MC, MB, MV, S, WT




STOP
WM947 B8098
3/8" x 1-1/4"
MB, MV, WT, H




STOP
8099
3/8" x 7/8"



STOP
8104
3/8" x 1-3/4"



STOP
8093A
3/8" x 2-1/2"



STOP
8093AFJP
3/8" x 2-1/2"



STOP
8093B
3/8" x 4-1/4"




STOP
8093C
3/8" x 3-5/8"



STOP
8095
3/8" x 1-5/8"



STOP
B8096
3/8" x 1-5/16"
MC, MV, S, WF, WT



STOP
8120
3/8" x 1-5/8"



STOP (Glass Bead)
8590
3/8" x 1/2"

*For approximate ceiling and wall coverages, refer to chart at the end of this moulding section.

IN STOCK KEY MC = Manchester MB = Middlebury MV = Morrisville S = Stowe B = Barre
MT = Montpelier SJ = St. Johnsbury WF = Waitsfield WT = Williamstown H = Hatfield

SINCE 1940

rk MILES

BUILDING MATERIALS SUPPLIER




PVC MOULDING




SCOTIA MOULDING SMPVC

3/4" x 3/4" x 16'
MC, MB, MV, WT, H




BASE CAP BCPVC

11/16" x 1-1/8" x 16'
MC, WT, H



RAKE MOULDING RMPVC

1-1/16" x 2" x 16'
MC, H



BRICK MOULDING BMPVC

1-1/4" x 2" x 17'
ALL LOCATIONS




BRICK MOULDING (With J-Channel)

BMPVCJ
1-1/4" x 3" x 17'
B, MT, SJ, H



BED MOULDING BEDPVC

9/16" x 1-5/8" x 16'
MC, MB, WT, H



DRIP CAP DCPVC

11/16" x 1-5/8" x 16'
MC, MB, MV, S, B, SJ, WF, WT, H



WINDOW SILL WSPVC

2" x 1-3/4" x 16'
MC, MB, MV, S, WT, H



SILL NOSE SWSPVC

1-1/2" x 1-1/4" x 16'
MC, B, MT, SJ, WF, H




REPLACEMENT SILL RSPVC

7-1/8" x 1-1/4" x 10'
MC, WT

MOULDING CATALOGUE

PVC MOULDING



SHINGLE MOULDING
SBPVC
11/16" x 1-5/8" x 16'
MC, H



CROWN MOULDING
358CPVC
3-5/8" x 16'
MC, MB, WT, H



CROWN MOULDING
458CPVC
4-5/8" x 16'
MB, WT, H



QUARTER ROUND
QRPVC
3/4" x 3/4" x 16'
MC, MB, MV, S, B, MT, WT, H



PREMADE CORNER
CORPVC
5-1/2" X 20'
MC, MB, WT

APPROXIMATE CEILING AND WALL COVERAGE

Bed		
	Ceiling	Wall
B-604	15/16"	17/16"
8016	1 1/8"	1 3/8"
8017	1"	1 1/8"
8018	1 1/2"	1 11/16"
8019	1 7/8"	2 1/16"

Dimensions may vary depending on actual placement on ceiling/wall.

Cornice		
	Ceiling	Wall
8622	1"	1 3/8"
8623	2 1/8"	2 1/2"
8624	1 1/2"	1 5/8"

Cove		
	Ceiling	Wall
B-605	1 1/4"	1 1/4"
8024	1 3/16"	1 1/4"
8025	1 9/16"	1 5/8"
8026	1 7/8"	2"

Crown		
	Ceiling	Wall
B-614	2 11/16"	3 1/4"
B-630 w/B-631	2 7/16"	2 1/2"
B-637 w/B-638	3 1/16"	4 1/4"
B-6123	2 1/8"	2 5/8"
8000	2 1/4"	2 1/4"
8002	2 1/8"	2 7/8"
8003	1 7/8"	2"
8004	3 3/4"	3 11/16"
8005	2 3/16"	4 1/16"
8006	2 1/16"	3 11/16"
8009	2 7/16"	2 5/8"
8009 FJP	2 7/16"	2 5/8"
8010	1 7/8"	2"
8010 FJP	1 7/8"	2"
8013	2 9/16"	3 7/8"
8013 FJP	2 9/16"	3 7/8"
8027 FJP	3 11/16"	3 1/2"

HOW TO WORK WITH WOOD MOULDINGS

SPECIFY BROSCO MOULDINGS

When measuring moulding lengths for your materials list, always round off your measurement to the next highest foot. It is far wiser to come out long than short.

Make a list of your moulding needs by noting the number of pieces required by length in each pattern. From this stock, your BROSCO dealer will furnish random standard lengths. Many times shorter lengths are the best buy, so don't overlook specifying these when they are needed. Measuring mouldings to be mitered, add the width of the mouldings to the length for each miter. If your moulding is 3 inches wide and you have two miters add 6 inches, then round off to the next highest foot.

MOULDING CRAFTSMANSHIP

Mitering a Moulding

This is a basic operation in working with moulding. Set your miter box saw at 45°, as shown in Figure 1. Trim each of the two mitering members in opposite cuts so together they form a tight, right angle (Figure 7). For tight miter joints, nail and glue at joint as shown. Make sure nails are countersunk below the surface. If you don't own a miter box, check the equipment rentals.

Coping a Moulding

Set moulding in miter box as it is to be installed on wall, upright against backplate (Figure 2). Trim at 45° angle. Remaining profile serves as guide line for coping saw, used to trim away wedge at another 45° angle (Figure 5). Fit profile against face of adjoining moulding (Figure 6).

Making a Jig (Figure 3)

Many projects require "picture framing" techniques of extreme accuracy. A jig is actually a "mold" in which frames are made more rapidly, accurately, and uniform in size. The inside dimensions of the jig equal the outside dimensions of the frame. The jig consists of stock pieces of lumber nailed to any flat, nailable surface. Blocks can be used (as shown) where necessary to straighten moulding against side of jig.

Moulding Tools

Miter Box and Saw

Jig

Woodworking Glue

Finish Nails

Carpenter's Rule

Coping Saw (Figure 4)

Fine Sandpaper

Nail Set

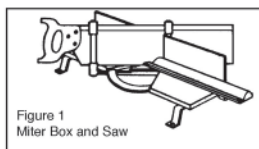


Figure 1
Miter Box and Saw

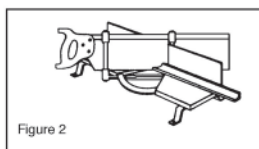


Figure 2

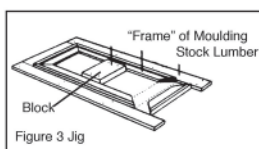


Figure 3 Jig

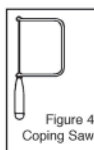


Figure 4
Coping Saw

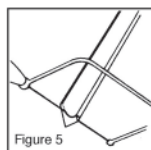


Figure 5

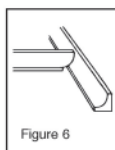


Figure 6

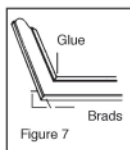


Figure 7

BUILDING TRUST. DELIVERING RESULTS.

VERMONT

Manchester Center, VT

802.362.1952

Barre, VT

802.476.4156

Middlebury, VT

802.388.2721

Montpelier, VT

802.223.2335

Morrisville, VT

802.888.4501

St. Johnsbury, VT

802.748.2341

Stowe, VT

802.253.8516

Waitsfield, VT

802.496.2424

MASSACHUSETTS

Williamstown, MA

413.458.8121

West Hatfield, MA

413.247.8300

rkmiles.com

